

INTRODUCTION:


Issue: 1a Updated: 23/01/2019

This activity & data quality report is designed to accompany the quarterly IMS monitoring report. The information in this report is shown for each service and as a total for the local authority area. The sections of this report show both the consistency in the number of clients and volume of activity that is entered into IMS each quarter, and the number and data quality of assessments that are completed for the clients that are seen.

If you have any questions about your data, need help or more information please do contact us <https://ims.ljmu.ac.uk/contact>

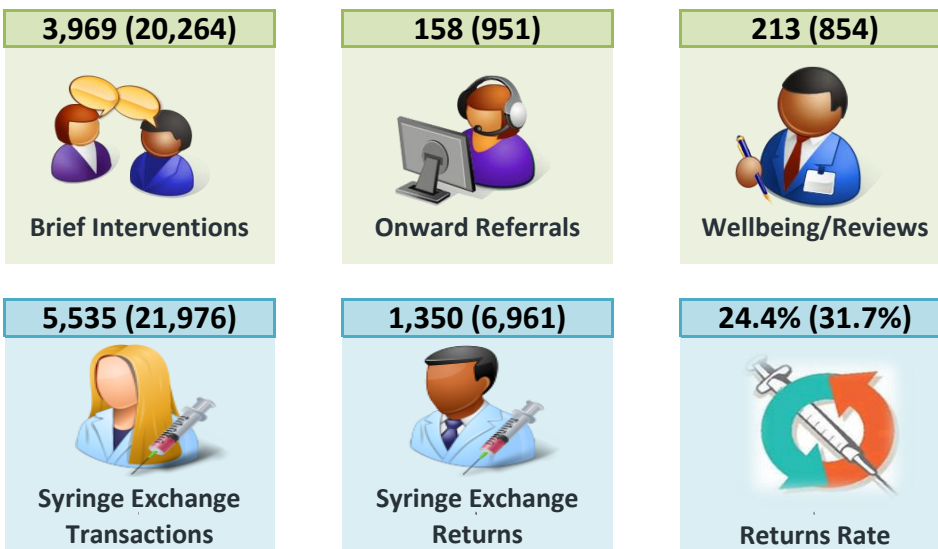
Contents			
Count of individuals	p.2	Clients with assessment	p.8
Count of activity recorded	p.4	Assessment data items	p.9
		Data notes & methodology	p.11

TOTAL CLIENTS SEEN: LIVERPOOL



* Summary figures where shown in brackets are for a full year / 12 month period

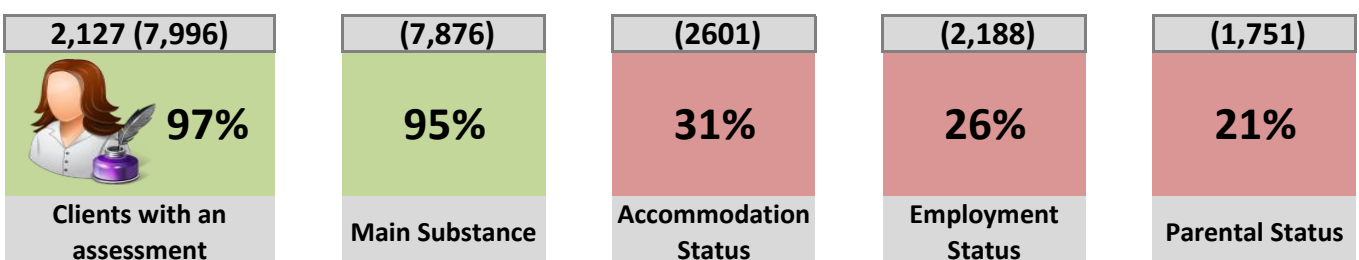
ACTIVITY RECORDED: LIVERPOOL



In the most recent quarter 3,969 brief interventions were delivered to 2,162 clients in the Liverpool local authority area. This equates to an average of 1.84 interventions per person.

There were 1,350 equipment returns recorded during 2018-19 Q3 a ratio of 1 return to every 4.1 syringe exchange visits, (or 24.4% of visits).

ASSESSMENT DATA ITEMS: IMS DATA QUALITY REPORT - LIV

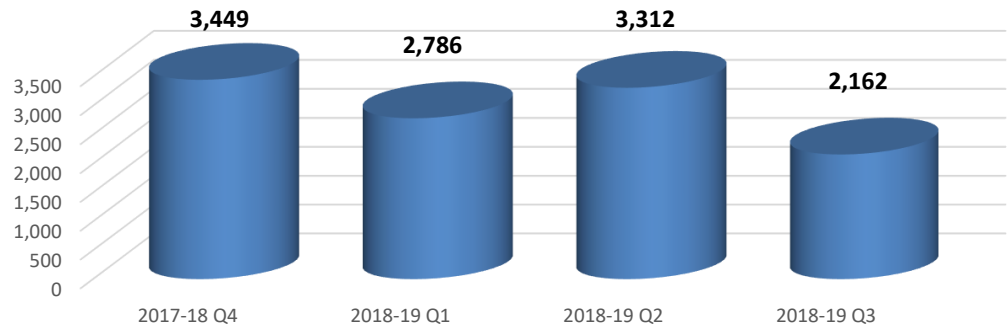


CLIENTS SUMMARY: BY AGENCY

NUMBER OF INDIVIDUALS RECORDED QUARTERLY:

The number of individuals reported by each agency quarterly, and the total number of individuals seen over the last four quarters (rolling 12 months). The local authority figures are the total unique individuals.

IMS	Agencies	2017-18 Q4	2018-19 Q1	2018-19 Q2	2018-19 Q3	Full Year (rolling 12 mths)
LIV10009	Action on Addiction - SHARP	171	173	161	133	376
LIV10072	Central - Addaction Recovery Centre	67	67	65	46	177
LIV10071	North - Addaction Recovery Centre	91	125	45	41	254
LIV10073	South - Addaction Recovery Centre	***	0	0	0	***
LIV10081	Addaction Pre Treatment	39	***	0	***	41
LIV10080	Addaction - Education, Training, Employm	0	0	0	0	0
LIV10085	Addaction Outreach	74	133	156	213	422
LIV10076	Addaction COAST	16	0	0	0	16
LIV10050	Young Addaction Liverpool	210	65	730	13	1,015
LIV10002	Armistead - Chemsex	***	8	***	***	15
LIV10097	Armistead - LGBT	0	0	0	0	0
LIV10096	Armistead - Parlour Outreach	0	0	0	0	0
LIV10005	Armistead - Street	68	68	73	61	155
LIV10014	Aintree Hospital	385	362	415	304	1,329
LIV10020	Royal Liverpool Hospital LCAS	367	0	0	0	367
LIV10018	Brownlow Practice	78	95	81	37	174
LIV10003	Community Voice	17	8	12	28	37
LIV10091	Red Umbrella Project	6	64	165	69	221
LIV10060	Transforming Choice	39	7	5	***	41
LIV10095	Aigburth Drive Harm Reduction Service	0	0	0	0	0
LIV58351	Boots - Boaler St	228	192	173	173	581
LIV59002	Boots - Fazakerley	9	15	9	11	25
LIV58353	Boots - London Rd	807	800	659	529	1,824
LIV58350	Boots - Long Lane	5	0	0	0	5
LIV58343	Day Lewis Plc - Belle Vale Pharm	35	17	20	17	64
LIV59003	Greencross Pharmacy (Breck Rd)	***	77	141	147	256
LIV59004	Kays Chemist (London Road)	0	7	59	93	139
LIV59005	Kensington Neighbd HC Pharmacy	0	0	16	13	26
LIV58403	Lloyds - Muirhead Ave East	42	58	44	17	130
LIV58409	Lloyds - Old Swan	52	136	132	102	327
LIV58394	Lloyds - Prospect Point	441	186	0	0	532
LIV58406	Lloyds - Townsend Lane	58	0	0	0	58
LIV58398	Lloyds - Tuebrook	228	233	192	160	579
LIV58415	Melwood Pharmacy	10	10	9	11	24
LIV58416	Norman Pharmacy	195	160	200	190	514
LIV58574	Riverside Pharmacy	20	26	23	17	51
LIV59001	Rowlands - Garston	48	70	49	24	141
LIV58437	Rowlands - Lodge Lane	68	88	76	63	221
LIV58422	Rowlands - Somerfield, Garston	0	0	0	0	0
LIV58575	Rowlands - South Parade, Speke HC	0	34	34	24	68
		-	-	-	-	-
		-	-	-	-	-
		-	-	-	-	-
		-	-	-	-	-
		-	-	-	-	-
		-	-	-	-	-
LIV	Liverpool Local Authority	3,449	2,786	3,312	2,162	8,261




Number of individuals recorded by services in the Liverpool Local Authority area during the last four quarterly periods.

ACTIVITY SUMMARY: BY AGENCY

Total activity by type delivered by each agency quarterly and as a total for the full year (rolling 12 month period).

IMS	Brief Interventions					Onward Referrals					Wellbeing/Reviews				
	2017-18 Q4	2018-19 Q1	2018-19 Q2	2018-19 Q3	Year (12 mths)	2017-18 Q4	2018-19 Q1	2018-19 Q2	2018-19 Q3	Year (12 mths)	2017-18 Q4	2018-19 Q1	2018-19 Q2	2018-19 Q3	Year (12 mths)
LIV10009	2,159	2,298	2,154	1,936	8,547	224	202	158	113	697	94	82	57	46	279
LIV10072	116	126	80	21	343	6	5	10	0	21	6	5	15	***	30
LIV10071	82	115	54	23	274	8	12	5	0	25	32	50	6	14	102
LIV10073	***	0	0	0	***	0	0	0	0	0	***	0	0	0	***
LIV10081	73	***	0	***	75	19	***	0	0	20	22	***	0	***	24
LIV10080	0	0	0	0	0	0	0	0	0	0	0	0	0	0	0
LIV10085	165	300	355	557	1,377	0	11	13	14	38	65	104	84	122	375
LIV10076	19	0	0	0	19	***	0	0	0	***	0	0	0	0	0
LIV10050	274	74	748	13	1,109	***	***	0	0	***	***	5	***	0	7
LIV10002	***	61	15	***	79	***	***	***	0	***	0	0	0	0	0
LIV10097	0	0	0	0	0	0	0	0	0	0	0	0	0	0	0
LIV10096	0	0	0	0	0	0	0	0	0	0	0	0	0	0	0
LIV10005	248	623	409	366	1,646	5	7	***	6	20	0	0	0	0	0
LIV10014	426	403	474	349	1,652	0	0	0	0	0	0	0	0	0	0
LIV10020	559	0	0	0	559	0	0	0	0	0	0	0	0	0	0
LIV10018	186	169	168	45	568	18	29	21	10	78	0	0	0	0	0
LIV10003	26	9	24	46	105	0	0	0	0	0	***	0	***	24	31
LIV10091	9	261	1,211	586	2,067	0	7	14	15	36	0	***	***	***	5
LIV10060	1,771	38	6	***	1,818	***	0	0	0	***	0	0	0	0	0
LIV10095	0	0	0	0	0	0	0	0	0	0	0	0	0	0	0
LIV58351	0	0	0	0	0	0	0	0	0	0	0	0	0	0	0
LIV59002	0	0	0	0	0	0	0	0	0	0	0	0	0	0	0
LIV58353	0	0	0	0	0	0	0	0	0	0	0	0	0	0	0
LIV58350	0	0	0	0	0	0	0	0	0	0	0	0	0	0	0
LIV58343	0	0	0	0	0	0	0	0	0	0	0	0	0	0	0
LIV59003	0	0	0	0	0	0	0	0	0	0	0	0	0	0	0
LIV59004	0	0	0	0	0	0	0	0	0	0	0	0	0	0	0
LIV59005	0	0	0	0	0	0	0	0	0	0	0	0	0	0	0
LIV58403	0	0	0	0	0	0	0	0	0	0	0	0	0	0	0
LIV58409	0	0	0	0	0	0	0	0	0	0	0	0	0	0	0
LIV58394	0	0	0	0	0	0	0	0	0	0	0	0	0	0	0
LIV58406	0	0	0	0	0	0	0	0	0	0	0	0	0	0	0
LIV58398	0	0	0	0	0	0	0	0	0	0	0	0	0	0	0
LIV58415	0	0	0	0	0	0	0	0	0	0	0	0	0	0	0
LIV58416	0	0	0	0	0	0	0	0	0	0	0	0	0	0	0
LIV58574	0	0	0	0	0	0	0	0	0	0	0	0	0	0	0
LIV59001	0	0	0	0	0	0	0	0	0	0	0	0	0	0	0
LIV58437	0	0	0	0	0	0	0	0	0	0	0	0	0	0	0
LIV58422	0	0	0	0	0	0	0	0	0	0	0	0	0	0	0
LIV58575	0	0	0	0	0	0	0	0	0	0	0	0	0	0	0
	-	-	-	-	-	-	-	-	-	-	-	-	-	-	-
	-	-	-	-	-	-	-	-	-	-	-	-	-	-	-
	-	-	-	-	-	-	-	-	-	-	-	-	-	-	-
	-	-	-	-	-	-	-	-	-	-	-	-	-	-	-
	-	-	-	-	-	-	-	-	-	-	-	-	-	-	-
LIV	6,118	4,478	5,699	3,969	20,264	291	278	224	158	951	224	248	169	213	854




Number of brief interventions delivered to clients in the Liverpool Local Authority area this year

That equates to an average of 2.45 interventions per person

ACTIVITY SUMMARY: BY AGENCY

Total activity by type delivered by each agency quarterly and as a total for the current year to date.

IMS	Syringe Exchange Transactions					Syringe Exchange Returns					Returns Rate				
	2017-18 Q4	2018-19 Q1	2018-19 Q2	2018-19 Q3	Year (12 mths)	2017-18 Q4	2018-19 Q1	2018-19 Q2	2018-19 Q3	Year (12 mths)	2017-18 Q4	2018-19 Q1	2018-19 Q2	2018-19 Q3	Year (12 mths)
LIV10009	0	0	0	0	0	0	0	0	0	0	-	-	-	-	-
LIV10072	64	68	65	59	256	13	5	13	***	33	20%	7%	20%	3%	13%
LIV10071	71	116	31	38	256	26	18	9	***	56	37%	16%	29%	8%	22%
LIV10073	0	0	0	0	0	0	0	0	0	0	-	-	-	-	-
LIV10081	0	0	0	0	0	0	0	0	0	0	-	-	-	-	-
LIV10080	0	0	0	0	0	0	0	0	0	0	-	-	-	-	-
LIV10085	79	97	174	180	530	42	79	48	43	212	53%	81%	28%	24%	40%
LIV10076	0	0	0	0	0	0	0	0	0	0	-	-	-	-	-
LIV10050	0	0	0	0	0	0	0	0	0	0	-	-	-	-	-
LIV10002	0	0	***	***	***	0	0	0	0	0	-	-	0%	0%	0%
LIV10097	0	0	0	0	0	0	0	0	0	0	-	-	-	-	-
LIV10096	0	0	0	0	0	0	0	0	0	0	-	-	-	-	-
LIV10005	219	161	125	98	603	0	0	0	0	0	0%	0%	0%	0%	0%
LIV10014	0	0	0	0	0	0	0	0	0	0	-	-	-	-	-
LIV10020	0	0	0	0	0	0	0	0	0	0	-	-	-	-	-
LIV10018	0	0	0	0	0	0	0	0	0	0	-	-	-	-	-
LIV10003	0	0	0	0	0	0	0	0	0	0	-	-	-	-	-
LIV10091	0	0	0	0	0	0	0	0	0	0	-	-	-	-	-
LIV10060	0	0	0	0	0	0	0	0	0	0	-	-	-	-	-
LIV10095	0	0	0	0	0	0	0	0	0	0	-	-	-	-	-
LIV58351	454	454	452	466	1,826	140	191	101	67	499	31%	42%	22%	14%	27%
LIV59002	21	50	29	42	142	0	13	10	17	40	0%	26%	34%	40%	28%
LIV58353	2,163	2,361	2,114	1,967	8,605	568	919	482	384	2,353	26%	39%	23%	20%	27%
LIV58350	10	0	0	0	10	***	0	0	0	***	10%	-	-	-	10%
LIV58343	63	27	31	31	152	13	11	0	***	25	21%	41%	0%	3%	16%
LIV59003	***	336	564	689	1,592	***	103	147	97	349	67%	31%	26%	14%	22%
LIV59004	0	7	138	253	398	0	0	27	22	49	-	0%	20%	9%	12%
LIV59005	0	0	16	20	36	0	0	***	0	***	-	-	25%	0%	11%
LIV58403	79	64	79	24	246	25	32	48	15	120	32%	50%	61%	63%	49%
LIV58409	88	215	211	145	659	31	86	98	76	291	35%	40%	46%	52%	44%
LIV58394	817	413	0	0	1,230	359	237	0	0	596	44%	57%	-	-	48%
LIV58406	71	0	0	0	71	18	0	0	0	18	25%	-	-	-	25%
LIV58398	472	501	458	530	1,961	196	294	197	236	923	42%	59%	43%	45%	47%
LIV58415	42	39	34	34	149	15	13	***	***	36	36%	33%	12%	12%	24%
LIV58416	383	353	420	590	1,746	153	129	192	233	707	40%	37%	46%	39%	40%
LIV58574	114	116	83	100	413	56	76	12	6	150	49%	66%	14%	6%	36%
LIV59001	71	104	57	24	256	13	44	14	15	86	18%	42%	25%	63%	34%
LIV58437	88	152	180	191	611	***	108	31	58	200	3%	71%	17%	30%	33%
LIV58422	0	0	0	0	0	0	0	0	0	0	-	-	-	-	-
LIV58575	0	67	74	53	194	0	39	78	71	188	-	58%	105%	134%	97%
-	-	-	-	-	-	-	-	-	-	-	-	-	-	-	-
-	-	-	-	-	-	-	-	-	-	-	-	-	-	-	-
-	-	-	-	-	-	-	-	-	-	-	-	-	-	-	-
-	-	-	-	-	-	-	-	-	-	-	-	-	-	-	-
-	-	-	-	-	-	-	-	-	-	-	-	-	-	-	-
LIV	5,404	5,701	5,336	5,535	21,976	1,699	2,397	1,515	1,350	6,961	31%	42%	28%	24%	32%



Number of syringe exchange transactions by clients in the Liverpool Local Authority area this year

**There were 6,961 equipment returns were recorded
A ratio of 1 return to every 3.2 syringe exchange visits**

CLIENT REVIEW DATA: BY AGENCY

CLIENTS WITH ASSESSMENT COMPLETED:

The number and percentage of individuals who have any of the assessment data items completed, shown for each of the last four quarters and for the full year (rolling 12 month period).

IMS	Agencies	2017-18 Q4		2018-19 Q1		2018-19 Q2		2018-19 Q3		Full Year (rolling 12 mths)	
		n	%	n	%	n	%	n	%	n	%
LIV10009	Action on Addiction - SHARP	169	99%	173	100%	156	97%	132	99%	369	98%
LIV10072	Central - Addaction Recovery Centre	67	100%	65	97%	63	97%	46	100%	173	98%
LIV10071	North - Addaction Recovery Centre	78	86%	121	97%	43	96%	39	95%	233	92%
LIV10073	South - Addaction Recovery Centre	***	100%	0	-	0	-	0	-	***	100%
LIV10081	Addaction Pre Treatment	38	97%	***	100%	0	-	***	100%	40	98%
LIV10080	Addaction - Education, Training, Employm	0	-	0	-	0	-	0	-	0	-
LIV10085	Addaction Outreach	71	96%	129	97%	142	91%	208	98%	403	95%
LIV10076	Addaction COAST	15	94%	0	-	0	-	0	-	15	94%
LIV10050	Young Addaction Liverpool	209	100%	65	100%	681	93%	13	100%	965	95%
LIV10002	Armistead - Chemsex	***	67%	7	88%	***	75%	***	100%	12	80%
LIV10097	Armistead - LGBT	0	-	0	-	0	-	0	-	0	-
LIV10096	Armistead - Parlour Outreach	0	-	0	-	0	-	0	-	0	-
LIV10005	Armistead - Street	49	72%	56	82%	53	73%	54	89%	103	66%
LIV10014	Aintree Hospital	385	100%	362	100%	415	100%	304	100%	1,329	100%
LIV10020	Royal Liverpool Hospital LCAS	367	100%	0	-	0	-	0	-	367	100%
LIV10018	Brownlow Practice	78	100%	85	89%	79	98%	37	100%	162	93%
LIV10003	Community Voice	17	100%	8	100%	12	100%	28	100%	37	100%
LIV10091	Red Umbrella Project	***	33%	39	61%	50	30%	46	67%	74	33%
LIV10060	Transforming Choice	39	100%	7	100%	5	100%	***	100%	41	100%
LIV10095	Aigburth Drive Harm Reduction Service	0	-	0	-	0	-	0	-	0	-
LIV58351	Boots - Boaler St	227	100%	192	100%	173	100%	173	100%	580	100%
LIV59002	Boots - Fazakerley	9	100%	15	100%	9	100%	11	100%	25	100%
LIV58353	Boots - London Rd	806	100%	800	100%	659	100%	529	100%	1,823	100%
LIV58350	Boots - Long Lane	5	100%	0	-	0	-	0	-	5	100%
LIV58343	Day Lewis Plc - Belle Vale Pharm	35	100%	17	100%	20	100%	17	100%	64	100%
LIV59003	Greencross Pharmacy (Breck Rd)	***	100%	77	100%	141	100%	147	100%	256	100%
LIV59004	Kays Chemist (London Road)	0	-	7	100%	59	100%	93	100%	139	100%
LIV59005	Kensington Neighbd HC Pharmacy	0	-	0	-	16	100%	13	100%	26	100%
LIV58403	Lloyds - Muirhead Ave East	42	100%	58	100%	44	100%	17	100%	130	100%
LIV58409	Lloyds - Old Swan	52	100%	136	100%	132	100%	102	100%	327	100%
LIV58394	Lloyds - Prospect Point	441	100%	186	100%	0	-	0	-	532	100%
LIV58406	Lloyds - Townsend Lane	58	100%	0	-	0	-	0	-	58	100%
LIV58398	Lloyds - Tuebrook	228	100%	233	100%	192	100%	160	100%	579	100%
LIV58415	Melwood Pharmacy	10	100%	10	100%	9	100%	11	100%	24	100%
LIV58416	Norman Pharmacy	195	100%	160	100%	200	100%	190	100%	514	100%
LIV58574	Riverside Pharmacy	20	100%	26	100%	23	100%	17	100%	51	100%
LIV59001	Rowlands - Garston	48	100%	70	100%	49	100%	24	100%	141	100%
LIV58437	Rowlands - Lodge Lane	68	100%	88	100%	76	100%	63	100%	221	100%
LIV58422	Rowlands - Somerfield, Garston	0	-	0	-	0	-	0	-	0	-
LIV58575	Rowlands - South Parade, Speke HC	0	-	34	100%	34	100%	24	100%	68	100%
		-	-	-	-	-	-	-	-	-	-
		-	-	-	-	-	-	-	-	-	-
		-	-	-	-	-	-	-	-	-	-
		-	-	-	-	-	-	-	-	-	-
		-	-	-	-	-	-	-	-	-	-
		-	-	-	-	-	-	-	-	-	-
LIV	Liverpool Local Authority	3,408	99%	2,734	98%	3,123	94%	2,127	98%	7,996	97%

CLIENT REVIEW DATA: BY AGENCY

CLIENTS WITH ASSESSMENT COMPLETED: (FULL YEAR)

The number and percentage of individuals who have the stated assessment data item completed, shown for the full year (rolling 12 month period).

IMS	Agencies	Main Substance		Accommodation Status		Employment Status		Parental Status		Disability		Postcode	
		n	%	n	%	n	%	n	%	n	%	n	%
LIV10009	Action on Addiction - SHARP	369	98%	346	92%	344	91%	94	25%	68	18%	262	70%
LIV10072	Central - Addaction Recovery Centre	173	98%	131	74%	90	51%	52	29%	45	25%	140	79%
LIV10071	North - Addaction Recovery Centre	233	92%	197	78%	161	63%	115	45%	127	50%	144	57%
LIV10073	South - Addaction Recovery Centre	***	100%	***	100%	***	100%	***	100%	***	100%	***	100%
LIV10081	Addaction Pre Treatment	40	98%	40	98%	40	98%	39	95%	36	88%	28	68%
LIV10080	Addaction - Education, Training, Employm	-	-	-	-	-	-	-	-	-	-	-	-
LIV10085	Addaction Outreach	403	95%	399	95%	395	94%	341	81%	228	54%	120	28%
LIV10076	Addaction COAST	15	94%	10	63%	11	69%	8	50%	9	56%	6	38%
LIV10050	Young Addaction Liverpool	965	95%	933	92%	936	92%	934	92%	907	89%	813	80%
LIV10002	Armistead - Chemsex	12	80%	11	73%	11	73%	11	73%	8	53%	***	13%
LIV10097	Armistead - LGBT	-	-	-	-	-	-	-	-	-	-	-	-
LIV10096	Armistead - Parlour Outreach	-	-	-	-	-	-	-	-	-	-	-	-
LIV10005	Armistead - Street	102	66%	68	44%	58	37%	43	28%	23	15%	18	12%
LIV10014	Aintree Hospital	1,329	100%	6	0%	-	-	-	-	-	-	833	63%
LIV10020	Royal Liverpool Hospital LCAS	367	100%	-	-	-	-	-	-	-	-	-	-
LIV10018	Brownlow Practice	162	93%	160	92%	155	89%	74	43%	47	27%	146	84%
LIV10003	Community Voice	37	100%	36	97%	35	95%	33	89%	19	51%	31	84%
LIV10091	Red Umbrella Project	74	33%	46	21%	21	10%	24	11%	9	4%	10	5%
LIV10060	Transforming Choice	41	100%	41	100%	41	100%	41	100%	40	98%	41	100%
LIV10095	Aigburth Drive Harm Reduction Service	-	-	-	-	-	-	-	-	-	-	-	-
LIV58351	Boots - Boaler St	514	88%	17	3%	-	-	-	-	-	-	563	97%
LIV59002	Boots - Fazakerley	25	100%	-	-	-	-	-	-	-	-	25	100%
LIV58353	Boots - London Rd	1,763	97%	322	18%	-	-	-	-	-	-	1,505	83%
LIV58350	Boots - Long Lane	***	60%	-	-	-	-	-	-	-	-	5	100%
LIV58343	Day Lewis Plc - Belle Vale Pharm	64	100%	***	2%	-	-	-	-	-	-	63	98%
LIV59003	Greencross Pharmacy (Breck Rd)	256	100%	6	2%	-	-	-	-	-	-	250	98%
LIV59004	Kays Chemist (London Road)	139	100%	28	20%	-	-	-	-	-	-	111	80%
LIV59005	Kensington Neighbd HC Pharmacy	26	100%	***	4%	-	-	-	-	-	-	25	96%
LIV58403	Lloyds - Muirhead Ave East	130	100%	-	-	-	-	-	-	-	-	130	100%
LIV58409	Lloyds - Old Swan	327	100%	16	5%	-	-	-	-	-	-	311	95%
LIV58394	Lloyds - Prospect Point	532	100%	50	9%	-	-	-	-	-	-	482	91%
LIV58406	Lloyds - Townsend Lane	58	100%	-	-	-	-	-	-	-	-	58	100%
LIV58398	Lloyds - Tuebrook	579	100%	14	2%	-	-	-	-	-	-	565	98%
LIV58415	Melwood Pharmacy	24	100%	-	-	-	-	-	-	-	-	24	100%
LIV58416	Norman Pharmacy	513	100%	18	4%	-	-	-	-	-	-	496	96%
LIV58574	Riverside Pharmacy	51	100%	-	-	-	-	-	-	-	-	51	100%
LIV59001	Rowlands - Garston	141	100%	***	1%	-	-	-	-	-	-	139	99%
LIV58437	Rowlands - Lodge Lane	218	99%	-	-	-	-	-	-	-	-	221	100%
LIV58422	Rowlands - Somerfield, Garston	-	-	-	-	-	-	-	-	-	-	-	-
LIV58575	Rowlands - South Parade, Speke HC	68	100%	***	1%	-	-	-	-	-	-	67	99%
-	-	-	-	-	-	-	-	-	-	-	-	-	-
-	-	-	-	-	-	-	-	-	-	-	-	-	-
-	-	-	-	-	-	-	-	-	-	-	-	-	-
-	-	-	-	-	-	-	-	-	-	-	-	-	-
-	-	-	-	-	-	-	-	-	-	-	-	-	-
LIV	Liverpool Local Authority	7,876	95%	2,601	31%	2,188	26%	1,751	21%	1,531	19%	6,281	76%

CLIENT REVIEW DATA: BY AGENCY

CLIENTS WITH ASSESSMENT COMPLETED: (LAST QUARTER)

The number and percentage of individuals seen in the last quarter (2018-19 Q3) who have the stated assessment data item completed.

IMS	Agencies	Main Substance		Accommodation Status		Employment Status		Parental Status		Disability		Postcode	
		n	%	n	%	n	%	n	%	n	%	n	%
LIV10009	Action on Addiction - SHARP	132	99%	125	94%	124	93%	40	30%	16	12%	93	70%
LIV10072	Central - Addaction Recovery Centre	46	100%	35	76%	25	54%	12	26%	12	26%	38	83%
LIV10071	North - Addaction Recovery Centre	39	95%	32	78%	26	63%	22	54%	10	24%	26	63%
LIV10073	South - Addaction Recovery Centre	-	-	-	-	-	-	-	-	-	-	-	-
LIV10081	Addaction Pre Treatment	***	100%	***	100%	***	100%	***	100%	-	-	-	-
LIV10080	Addaction - Education, Training, Employm	-	-	-	-	-	-	-	-	-	-	-	-
LIV10085	Addaction Outreach	208	98%	206	97%	202	95%	180	85%	69	32%	64	30%
LIV10076	Addaction COAST	-	-	-	-	-	-	-	-	-	-	-	-
LIV10050	Young Addaction Liverpool	13	100%	12	92%	12	92%	12	92%	12	92%	12	92%
LIV10002	Armistead - Chemsex	***	100%	***	50%	***	50%	***	50%	-	-	-	-
LIV10097	Armistead - LGBT	-	-	-	-	-	-	-	-	-	-	-	-
LIV10096	Armistead - Parlour Outreach	-	-	-	-	-	-	-	-	-	-	-	-
LIV10005	Armistead - Street	54	89%	39	64%	34	56%	25	41%	9	15%	9	15%
LIV10014	Aintree Hospital	304	100%	***	1%	-	-	-	-	-	-	296	97%
LIV10020	Royal Liverpool Hospital LCAS	-	-	-	-	-	-	-	-	-	-	-	-
LIV10018	Brownlow Practice	37	100%	37	100%	36	97%	9	24%	19	51%	37	100%
LIV10003	Community Voice	28	100%	27	96%	26	93%	24	86%	12	43%	23	82%
LIV10091	Red Umbrella Project	46	67%	30	43%	12	17%	14	20%	5	7%	5	7%
LIV10060	Transforming Choice	***	100%	***	100%	***	100%	***	100%	***	100%	***	100%
LIV10095	Aigburth Drive Harm Reduction Service	-	-	-	-	-	-	-	-	-	-	-	-
LIV58351	Boots - Boaler St	173	100%	6	3%	-	-	-	-	-	-	167	97%
LIV59002	Boots - Fazakerley	11	100%	-	-	-	-	-	-	-	-	11	100%
LIV58353	Boots - London Rd	529	100%	111	21%	-	-	-	-	-	-	418	79%
LIV58350	Boots - Long Lane	-	-	-	-	-	-	-	-	-	-	-	-
LIV58343	Day Lewis Plc - Belle Vale Pharm	17	100%	-	-	-	-	-	-	-	-	17	100%
LIV59003	Greencross Pharmacy (Breck Rd)	147	100%	***	2%	-	-	-	-	-	-	144	98%
LIV59004	Kays Chemist (London Road)	93	100%	22	24%	-	-	-	-	-	-	71	76%
LIV59005	Kensington Neighbd HC Pharmacy	13	100%	***	8%	-	-	-	-	-	-	12	92%
LIV58403	Lloyds - Muirhead Ave East	17	100%	-	-	-	-	-	-	-	-	17	100%
LIV58409	Lloyds - Old Swan	102	100%	7	7%	-	-	-	-	-	-	95	93%
LIV58394	Lloyds - Prospect Point	-	-	-	-	-	-	-	-	-	-	-	-
LIV58406	Lloyds - Townsend Lane	-	-	-	-	-	-	-	-	-	-	-	-
LIV58398	Lloyds - Tuebrook	160	100%	7	4%	-	-	-	-	-	-	153	96%
LIV58415	Melwood Pharmacy	11	100%	-	-	-	-	-	-	-	-	11	100%
LIV58416	Norman Pharmacy	190	100%	10	5%	-	-	-	-	-	-	180	95%
LIV58574	Riverside Pharmacy	17	100%	-	-	-	-	-	-	-	-	17	100%
LIV59001	Rowlands - Garston	24	100%	***	4%	-	-	-	-	-	-	23	96%
LIV58437	Rowlands - Lodge Lane	63	100%	-	-	-	-	-	-	-	-	63	100%
LIV58422	Rowlands - Somerfield, Garston	-	-	-	-	-	-	-	-	-	-	-	-
LIV58575	Rowlands - South Parade, Speke HC	24	100%	-	-	-	-	-	-	-	-	24	100%
		-	-	-	-	-	-	-	-	-	-	-	-
		-	-	-	-	-	-	-	-	-	-	-	-
		-	-	-	-	-	-	-	-	-	-	-	-
		-	-	-	-	-	-	-	-	-	-	-	-
		-	-	-	-	-	-	-	-	-	-	-	-
LIV	Liverpool Local Authority	2,127	98%	646	30%	490	23%	333	15%	165	8%	1,778	82%

Clients seen: a count of unique clients who have any one of the following activities recorded within the stated period – brief intervention, onward referral, wellbeing review, syringe exchange transaction, syringe return transaction.

Activity summary: a count of each activity recorded quarterly and for the last year (12 months).

Clients with assessment: the number and percentage of clients seen within the stated period who have ever had an assessment completed.

Assessment data items: the number and percentage of clients seen within the stated period who have ever had the specified data item recorded, this excludes any 'Not Known' responses.

Client and Activity Counts: Red less than ½ quarterly average, Green greater than 1½ times the quarterly average for the agency.

Returns rate: Red below 20% Green over 70%

Data items: Red below 40% Amber between 40 – 70% Green over 70%

The figures shown for Year /12 months are for the last 4 quarters, rather than the current year to date, this is to allow comparison of yearly figures between different reporting periods.

Report prepared by the PHI Monitoring Team,
Public Health Institute, Liverpool John Moores University,
3rd Floor Exchange Station, Tithebarn Street, Liverpool,
L2 2QP. Tel: (0151) 231 4314.
<http://ims.ljmu.ac.uk/info>
www.twitter.com/phi_ims

