


This activity & data quality report is designed to accompany the quarterly IMS monitoring report. The information in this report is shown for each service and as a total for the local authority area. The sections of this report show both the consistency in the number of clients and volume of activity that is entered into IMS each quarter, and the number and data quality of assessments that are completed for the clients that are seen.

If you have any questions about your data, need help or more information please do contact us <https://ims.ljmu.ac.uk/contact>

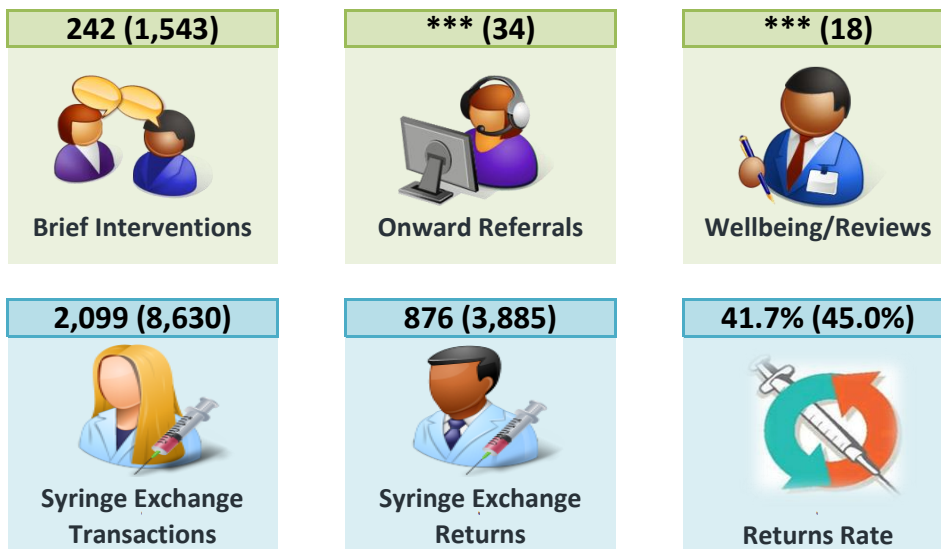
<b>Contents</b>			
Count of individuals	p.2	Clients with assessment	p.5
Count of activity recorded	p.3	Assessment data items	p.6
		Data notes & methodology	p.8

**TOTAL CLIENTS SEEN: WIRRAL**



\* Summary figures where shown in brackets are for a full year / 12 month period


**ACTIVITY RECORDED: WIRRAL**



In the most recent quarter 242 brief interventions were delivered to 818 clients in the Wirral local authority area. This equates to an average of 0.3 interventions per person.

There were 876 equipment returns recorded during 2018-19 Q1 a ratio of 1 return to every 2.4 syringe exchange visits, (or 41.7% of visits).

**ASSESSMENT DATA ITEMS: IMS DATA QUALITY REPORT**





**ACTIVITY SUMMARY: BY AGENCY**

Total activity by type delivered by each agency quarterly and as a total for the full year (rolling 12 month period).

IMS	Brief Interventions					Onward Referrals					Wellbeing/Reviews				
	2017-18 Q2	2017-18 Q3	2017-18 Q4	2018-19 Q1	Year (12 mths)	2017-18 Q2	2017-18 Q3	2017-18 Q4	2018-19 Q1	Year (12 mths)	2017-18 Q2	2017-18 Q3	2017-18 Q4	2018-19 Q1	Year (12 mths)
WIR10019	39	96	13	10	158	0	0	0	0	0	0	0	0	0	0
WIR10086	143	46	42	30	261	12	15	***	0	28	***	0	0	0	***
WIR10059	18	8	***	5	34	0	0	0	0	0	6	***	***	***	17
WIR30057	289	223	186	149	847	***	***	0	***	6	0	0	0	0	0
WIR30058	29	17	43	45	134	0	0	0	0	0	0	0	0	0	0
WIR30067	36	57	13	***	109	0	0	0	0	0	0	0	0	0	0
WIR50076	0	0	0	0	0	0	0	0	0	0	0	0	0	0	0
WIR50077	0	0	0	0	0	0	0	0	0	0	0	0	0	0	0
WIR50079	0	0	0	0	0	0	0	0	0	0	0	0	0	0	0
WIR50080	0	0	0	0	0	0	0	0	0	0	0	0	0	0	0
WIR50087	0	0	0	0	0	0	0	0	0	0	0	0	0	0	0
WIR50088	0	0	0	0	0	0	0	0	0	0	0	0	0	0	0
WIR50090	0	0	0	0	0	0	0	0	0	0	0	0	0	0	0
WIR50097	0	0	0	0	0	0	0	0	0	0	0	0	0	0	0
WIR50105	0	0	0	0	0	0	0	0	0	0	0	0	0	0	0
WIR50106	0	0	0	0	0	0	0	0	0	0	0	0	0	0	0
WIR50108	0	0	0	0	0	0	0	0	0	0	0	0	0	0	0
WIR50135	0	0	0	0	0	0	0	0	0	0	0	0	0	0	0
WIR50153	0	0	0	0	0	0	0	0	0	0	0	0	0	0	0
-	-	-	-	-	-	-	-	-	-	-	-	-	-	-	-
-	-	-	-	-	-	-	-	-	-	-	-	-	-	-	-
-	-	-	-	-	-	-	-	-	-	-	-	-	-	-	-
-	-	-	-	-	-	-	-	-	-	-	-	-	-	-	-
-	-	-	-	-	-	-	-	-	-	-	-	-	-	-	-
-	-	-	-	-	-	-	-	-	-	-	-	-	-	-	-
-	-	-	-	-	-	-	-	-	-	-	-	-	-	-	-
-	-	-	-	-	-	-	-	-	-	-	-	-	-	-	-
-	-	-	-	-	-	-	-	-	-	-	-	-	-	-	-
-	-	-	-	-	-	-	-	-	-	-	-	-	-	-	-
-	-	-	-	-	-	-	-	-	-	-	-	-	-	-	-
-	-	-	-	-	-	-	-	-	-	-	-	-	-	-	-
-	-	-	-	-	-	-	-	-	-	-	-	-	-	-	-
-	-	-	-	-	-	-	-	-	-	-	-	-	-	-	-
WIR	554	447	300	242	1,543	14	18	***	***	34	7	***	***	***	18




**1,543** Number of brief interventions delivered to clients in the Wirral Local Authority area this year  
 That equates to an average of 0.74 interventions per person

**ACTIVITY SUMMARY: BY AGENCY**

Total activity by type delivered by each agency quarterly and as a total for the current year to date.

IMS	Syringe Exchange Transactions					Syringe Exchange Returns					Returns Rate				
	2017-18 Q2	2017-18 Q3	2017-18 Q4	2018-19 Q1	Year (12 mths)	2017-18 Q2	2017-18 Q3	2017-18 Q4	2018-19 Q1	Year (12 mths)	2017-18 Q2	2017-18 Q3	2017-18 Q4	2018-19 Q1	Year (12 mths)
WIR10019	0	0	0	0	0	0	0	0	0	0	-	-	-	-	-
WIR10086	0	0	0	0	0	0	0	0	0	0	-	-	-	-	-
WIR10059	0	0	0	0	0	0	0	0	0	0	-	-	-	-	-
WIR30057	751	623	671	732	2,777	192	167	199	173	731	26%	27%	30%	24%	26%
WIR30058	72	49	65	53	239	14	14	22	20	70	19%	29%	34%	38%	29%
WIR30067	59	77	76	107	319	21	23	16	21	81	36%	30%	21%	20%	25%
WIR50076	197	66	152	53	468	79	25	67	11	182	40%	38%	44%	21%	39%
WIR50077	24	32	43	36	135	***	***	***	***	13	13%	9%	7%	11%	10%
WIR50079	10	16	13	15	54	8	11	11	5	35	80%	69%	85%	33%	65%
WIR50080	245	242	232	240	959	70	65	78	78	291	29%	27%	34%	33%	30%
WIR50087	0	0	0	0	0	0	0	0	0	0	-	-	-	-	-
WIR50088	53	33	32	38	156	33	20	24	27	104	62%	61%	75%	71%	67%
WIR50090	83	74	71	61	289	38	37	24	20	119	46%	50%	34%	33%	41%
WIR50097	11	6	***	0	18	***	5	***	0	8	18%	83%	100%	-	44%
WIR50105	66	66	48	36	216	40	50	36	20	146	61%	76%	75%	56%	68%
WIR50106	18	29	34	34	115	11	18	25	23	77	61%	62%	74%	68%	67%
WIR50108	149	104	92	59	404	139	87	90	58	374	93%	84%	98%	98%	93%
WIR50135	127	121	130	166	544	115	108	106	129	458	91%	89%	82%	78%	84%
WIR50153	511	509	448	469	1,937	328	331	250	287	1,196	64%	65%	56%	61%	62%
-	-	-	-	-	-	-	-	-	-	-	-	-	-	-	-
-	-	-	-	-	-	-	-	-	-	-	-	-	-	-	-
-	-	-	-	-	-	-	-	-	-	-	-	-	-	-	-
-	-	-	-	-	-	-	-	-	-	-	-	-	-	-	-
-	-	-	-	-	-	-	-	-	-	-	-	-	-	-	-
-	-	-	-	-	-	-	-	-	-	-	-	-	-	-	-
-	-	-	-	-	-	-	-	-	-	-	-	-	-	-	-
-	-	-	-	-	-	-	-	-	-	-	-	-	-	-	-
-	-	-	-	-	-	-	-	-	-	-	-	-	-	-	-
-	-	-	-	-	-	-	-	-	-	-	-	-	-	-	-
-	-	-	-	-	-	-	-	-	-	-	-	-	-	-	-
-	-	-	-	-	-	-	-	-	-	-	-	-	-	-	-
-	-	-	-	-	-	-	-	-	-	-	-	-	-	-	-
-	-	-	-	-	-	-	-	-	-	-	-	-	-	-	-
-	-	-	-	-	-	-	-	-	-	-	-	-	-	-	-
WIR	2,376	2,047	2,108	2,099	8,630	1,093	964	952	876	3,885	46%	47%	45%	42%	45%



**8,630**

**Number of syringe exchange transactions by clients in the Wirral Local Authority area this year**

**There were 3,885 equipment returns were recorded**

**A ratio of 1 return to every 2.2 syringe exchange visits**

CLIENT REVIEW DATA: BY AGENCY

CLIENTS WITH ASSESSMENT COMPLETED:

The number and percentage of individuals who have any of the assessment data items completed, shown for each of the last four quarters and for the full year (rolling 12 month period).

IMS	Agencies	2017-18 Q2		2017-18 Q3		2017-18 Q4		2018-19 Q1		Full Year (rolling 12 mths)	
		n	%	n	%	n	%	n	%	n	%
WIR10019	Response, Wirral	21	100%	32	97%	13	100%	10	100%	66	99%
WIR10086	Wirral Military Community Services	0	-	0	-	0	-	0	-	0	-
WIR10059	Wirral Integrated Recovery Service	18	100%	8	100%	***	100%	5	100%	34	100%
WIR30057	Birkenhead SES, Wirral - CGL	395	91%	328	91%	349	89%	358	84%	859	84%
WIR30058	Moreton SES, Wirral - CGL	44	85%	37	100%	51	96%	41	100%	99	91%
WIR30067	Wallasey SES, Wirral - CGL	42	100%	51	96%	55	100%	63	94%	151	96%
WIR50076	Rowlands (Branch: 1368) - Market St	51	100%	22	100%	42	100%	24	100%	88	100%
WIR50077	Lee's Pharmacy - Wood Church	5	100%	7	100%	10	100%	10	100%	18	100%
WIR50079	Rowlands (Branch: 1284) - Moreton	6	100%	9	100%	9	100%	12	100%	21	100%
WIR50080	Old Chester Pharmacy, Rockferry	29	100%	34	100%	29	100%	43	100%	70	100%
WIR50087	Wilson's Chemist, West Kirby	0	-	0	-	0	-	0	-	0	-
WIR50088	Boots (Branch: 5169 - Rockferry)	33	100%	24	100%	18	100%	16	100%	57	100%
WIR50090	Victoria Pharmacy, New Brighton	14	100%	13	100%	12	100%	12	100%	27	100%
WIR50097	Egremont Pharmacy, Wallasey	9	100%	5	100%	***	100%	0	-	12	100%
WIR50105	Lloyds - (Branch: 6705) Arrowe Park	12	100%	11	100%	9	100%	11	100%	21	100%
WIR50106	Boots (Branch: 5989 - Bidston)	15	100%	8	100%	11	100%	8	100%	21	100%
WIR50108	Wyn Ellis and Son, Poulton Rd, Wallasey	15	100%	26	100%	14	100%	16	100%	34	100%
WIR50135	Cloughton Pharmacy, Park Rd Nth, Birken	24	100%	31	100%	37	100%	30	91%	68	96%
WIR50153	MedicX Pharmacy, St Caths, Tranmere	136	100%	133	100%	138	100%	134	100%	318	100%
		-	-	-	-	-	-	-	-	-	-
		-	-	-	-	-	-	-	-	-	-
		-	-	-	-	-	-	-	-	-	-
		-	-	-	-	-	-	-	-	-	-
		-	-	-	-	-	-	-	-	-	-
		-	-	-	-	-	-	-	-	-	-
		-	-	-	-	-	-	-	-	-	-
		-	-	-	-	-	-	-	-	-	-
		-	-	-	-	-	-	-	-	-	-
		-	-	-	-	-	-	-	-	-	-
		-	-	-	-	-	-	-	-	-	-
		-	-	-	-	-	-	-	-	-	-
		-	-	-	-	-	-	-	-	-	-
		-	-	-	-	-	-	-	-	-	-
		-	-	-	-	-	-	-	-	-	-
		-	-	-	-	-	-	-	-	-	-
		-	-	-	-	-	-	-	-	-	-
		-	-	-	-	-	-	-	-	-	-
		-	-	-	-	-	-	-	-	-	-
WIR	Wirral Local Authority	780	83%	713	90%	747	91%	729	89%	1,737	83%



CLIENT REVIEW DATA: BY AGENCY

CLIENTS WITH ASSESSMENT COMPLETED: (LAST QUARTER)

The number and percentage of individuals seen in the last quarter (2018-19 Q1) who have the stated assessment data item completed.

IMS	Agencies	Main Substance		Accommodation Status		Employment Status		Parental Status		Disability		Postcode	
		n	%	n	%	n	%	n	%	n	%	n	%
WIR10019	Response, Wirral	10	100%	10	100%	10	100%	10	100%	***	20%	10	100%
WIR10086	Wirral Military Community Services	-	-	-	-	-	-	-	-	-	-	-	-
WIR10059	Wirral Integrated Recovery Service	5	100%	5	100%	5	100%	5	100%	-	-	5	100%
WIR30057	Birkenhead SES, Wirral - CGL	357	84%	287	68%	252	59%	232	55%	251	59%	310	73%
WIR30058	Moreton SES, Wirral - CGL	41	100%	31	76%	23	56%	21	51%	24	59%	32	78%
WIR30067	Wallasey SES, Wirral - CGL	63	94%	37	55%	34	51%	34	51%	31	46%	50	75%
WIR50076	Rowlands (Branch: 1368) - Market St	20	83%	-	-	-	-	-	-	-	-	24	100%
WIR50077	Lee's Pharmacy - Wood Church	9	90%	-	-	-	-	-	-	-	-	10	100%
WIR50079	Rowlands (Branch: 1284) - Moreton	-	-	-	-	-	-	-	-	-	-	12	100%
WIR50080	Old Chester Pharmacy, Rockferry	40	93%	-	-	-	-	-	-	-	-	43	100%
WIR50087	Wilson's Chemist, West Kirby	-	-	-	-	-	-	-	-	-	-	-	-
WIR50088	Boots (Branch: 5169 - Rockferry)	9	56%	-	-	-	-	-	-	-	-	16	100%
WIR50090	Victoria Pharmacy, New Brighton	8	67%	-	-	-	-	-	-	-	-	12	100%
WIR50097	Egremont Pharmacy, Wallasey	-	-	-	-	-	-	-	-	-	-	-	-
WIR50105	Lloyds - (Branch: 6705) Arrowe Park	8	73%	-	-	-	-	-	-	-	-	11	100%
WIR50106	Boots (Branch: 5989 - Bidston)	***	50%	-	-	-	-	-	-	-	-	8	100%
WIR50108	Wyn Ellis and Son, Poulton Rd, Wallasey	8	50%	-	-	-	-	-	-	-	-	16	100%
WIR50135	Cloughton Pharmacy, Park Rd Nth, Birken	22	67%	-	-	-	-	-	-	-	-	30	91%
WIR50153	MedicX Pharmacy, St Caths, Tranmere	79	59%	-	-	-	-	-	-	-	-	134	100%
		-	-	-	-	-	-	-	-	-	-	-	-
		-	-	-	-	-	-	-	-	-	-	-	-
		-	-	-	-	-	-	-	-	-	-	-	-
		-	-	-	-	-	-	-	-	-	-	-	-
		-	-	-	-	-	-	-	-	-	-	-	-
		-	-	-	-	-	-	-	-	-	-	-	-
		-	-	-	-	-	-	-	-	-	-	-	-
		-	-	-	-	-	-	-	-	-	-	-	-
		-	-	-	-	-	-	-	-	-	-	-	-
		-	-	-	-	-	-	-	-	-	-	-	-
		-	-	-	-	-	-	-	-	-	-	-	-
		-	-	-	-	-	-	-	-	-	-	-	-
		-	-	-	-	-	-	-	-	-	-	-	-
		-	-	-	-	-	-	-	-	-	-	-	-
		-	-	-	-	-	-	-	-	-	-	-	-
		-	-	-	-	-	-	-	-	-	-	-	-
		-	-	-	-	-	-	-	-	-	-	-	-
		-	-	-	-	-	-	-	-	-	-	-	-
WIR	Wirral Local Authority	642	78%	366	45%	322	39%	300	37%	305	37%	668	82%

Clients seen: a count of unique clients who have any one of the following activities recorded within the stated period – brief intervention, onward referral, wellbeing review, syringe exchange transaction, syringe return transaction.

Activity summary: a count of each activity recorded quarterly and for the last year (12 months).

Clients with assessment: the number and percentage of clients seen within the stated period who have ever had an assessment completed.

Assessment data items: the number and percentage of clients seen within the stated period who have ever had the specified data item recorded, this excludes any 'Not Known' responses.

Client and Activity Counts: Red less than ½ quarterly average, Green greater than 1½ times the quarterly average for the agency.

Returns rate: Red below 20% Green over 70%

Data items: Red below 40% Amber between 40 – 70% Green over 70%

The figures shown for Year /12 months are for the last 4 quarters, rather than the current year to date, this is to allow comparison of yearly figures between different reporting periods.

Report prepared by the PHI Monitoring Team,  
Public Health Institute, Liverpool John Moores University,  
Henry Cotton Building, 15-21 Webster Street, Liverpool,  
L3 2ET. Tel: (0151) 231 4314.  
<http://ims.ljmu.ac.uk/info>  
[www.twitter.com/phi\\_ims](http://www.twitter.com/phi_ims)

