


This activity & data quality report is designed to accompany the quarterly IMS monitoring report. The information in this report is shown for each service and as a total for the local authority area. The sections of this report show both the consistency in the number of clients and volume of activity that is entered into IMS each quarter, and the number and data quality of assessments that are completed for the clients that are seen.

If you have any questions about your data, need help or more information please do contact us <https://ims.ljmu.ac.uk/contact>

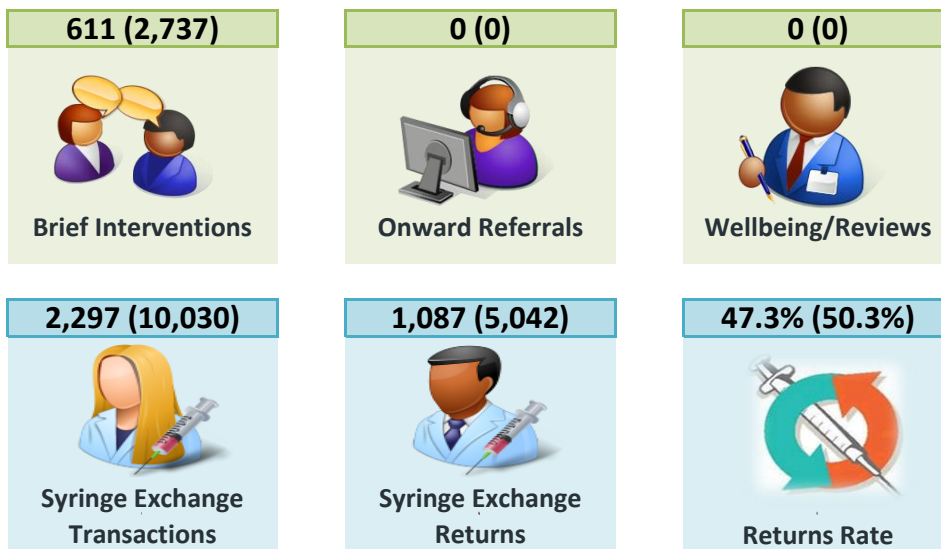
<b>Contents</b>			
Count of individuals	p.2	Clients with assessment	p.5
Count of activity recorded	p.3	Assessment data items	p.6
		Data notes & methodology	p.8

**TOTAL CLIENTS SEEN: CHESHIRE WEST & CHESTER**



\* Summary figures where shown in brackets are for a full year / 12 month period

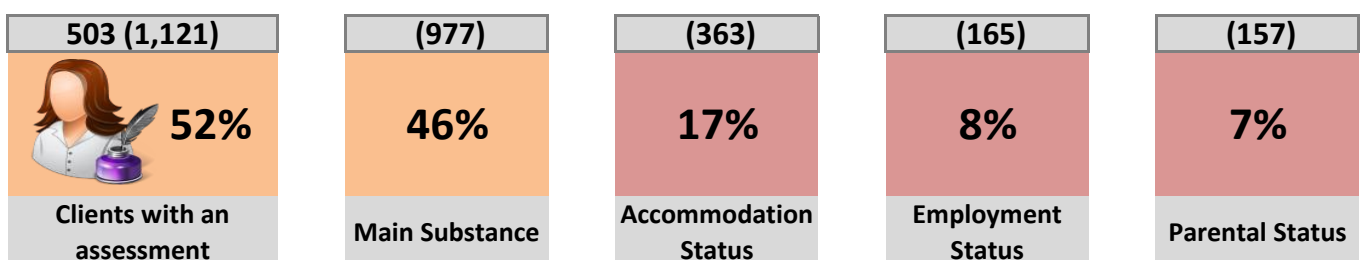
**ACTIVITY RECORDED: CHESHIRE WEST & CHESTER**



In the most recent quarter 611 brief interventions were delivered to 806 clients in the Cheshire West & Chester local authority area. This equates to an average of 0.76 interventions per person.

There were 1,087 equipment returns recorded during 2017-18 Q2 a ratio of 1 return to every 2.1 syringe exchange visits, (or 47.3% of visits).

**ASSESSMENT DATA ITEMS: IMS DATA QUALITY REPORT**

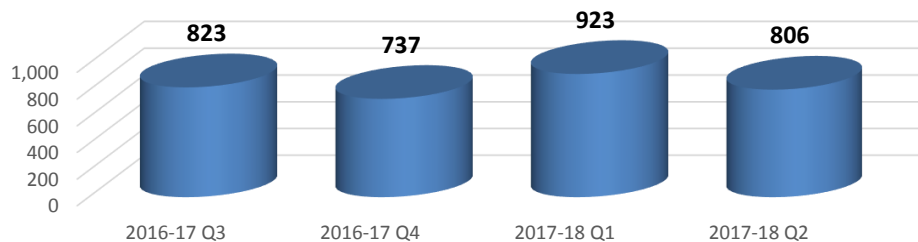


## CLIENTS SUMMARY: BY AGENCY

### NUMBER OF INDIVIDUALS RECORDED QUARTERLY:

The number of individuals reported by each agency quarterly, and the total number of individuals seen over the last four quarters (rolling 12 months). The local authority figures are the total unique individuals.

IMS	Agencies	2016-17 Q3	2016-17 Q4	2017-18 Q1	2017-18 Q2	Full Year (rolling 12 mths)
CHW30027	Aqua House, Chester	191	182	324	343	719
CHW30028	Unity House, Ellesmere Port	187	174	229	237	556
CHW30045	Old Council House, Northwich	137	149	68	0	267
CHW50016	Boots - Foregate St, Chester	146	128	164	64	320
CHW50258	Pondas Chemist, Winsford	8	15	13	12	26
CHW50377	Swettenham Chemist - Blacon	61	56	59	65	123
CHW50462	Well (228547) - Northwich	12	0	0	6	17
CHW50628	Lloyds - Weaverham, Northwich	0	10	8	5	15
CHW50801	Lloyds - Old Chester Rd, Ellesmere	21	13	16	28	53
CHW50833	Well (228520) - Fountains Health	75	8	59	***	122
CHW50875	Lloyds - Middlewich Road, Northwich	12	***	0	***	15
CHW50879	Lloyds - Sainsburys Northwich	23	22	17	14	47
CHW53023	L Rowland & Co (Retail) Ltd - Ellesmere	33	36	41	22	89
CHW53043	Superdrug - Northgate St, Chester	76	75	124	120	266
CHW53064	Well (228534) - Ellesmere Port	18	18	7	0	29
CHW59169	Owen's Pharmacy Saltney	12	0	0	0	12
CHW59170	Westminster Park, T/A Salrook He	0	0	0	0	0
		-	-	-	-	-
		-	-	-	-	-
		-	-	-	-	-
		-	-	-	-	-
		-	-	-	-	-
		-	-	-	-	-
		-	-	-	-	-
		-	-	-	-	-
		-	-	-	-	-
		-	-	-	-	-
		-	-	-	-	-
		-	-	-	-	-
		-	-	-	-	-
		-	-	-	-	-
		-	-	-	-	-
		-	-	-	-	-
		-	-	-	-	-
		-	-	-	-	-
		-	-	-	-	-
		-	-	-	-	-
		-	-	-	-	-
		-	-	-	-	-
		-	-	-	-	-
		-	-	-	-	-
		-	-	-	-	-
		-	-	-	-	-
		-	-	-	-	-
		-	-	-	-	-
		-	-	-	-	-
		-	-	-	-	-
		-	-	-	-	-
		-	-	-	-	-
		-	-	-	-	-
		-	-	-	-	-
		-	-	-	-	-
		-	-	-	-	-
		-	-	-	-	-
		-	-	-	-	-
CHW	Cheshire West and Chester LA	823	737	923	806	2,141



Number of individuals recorded by services in the Cheshire West and Chester LA area during the last four quarterly periods.

**ACTIVITY SUMMARY: BY AGENCY**

Total activity by type delivered by each agency quarterly and as a total for the full year (rolling 12 month period).

IMS	Brief Interventions					Onward Referrals					Wellbeing/Reviews				
	2016-17 Q3	2016-17 Q4	2017-18 Q1	2017-18 Q2	Year (12 mths)	2016-17 Q3	2016-17 Q4	2017-18 Q1	2017-18 Q2	Year (12 mths)	2016-17 Q3	2016-17 Q4	2017-18 Q1	2017-18 Q2	Year (12 mths)
CHW30027	222	261	360	446	1,289	0	0	0	0	0	0	0	0	0	0
CHW30028	272	200	303	165	940	0	0	0	0	0	0	0	0	0	0
CHW30045	260	179	69	0	508	0	0	0	0	0	0	0	0	0	0
CHW50016	0	0	0	0	0	0	0	0	0	0	0	0	0	0	0
CHW50258	0	0	0	0	0	0	0	0	0	0	0	0	0	0	0
CHW50377	0	0	0	0	0	0	0	0	0	0	0	0	0	0	0
CHW50462	0	0	0	0	0	0	0	0	0	0	0	0	0	0	0
CHW50628	0	0	0	0	0	0	0	0	0	0	0	0	0	0	0
CHW50801	0	0	0	0	0	0	0	0	0	0	0	0	0	0	0
CHW50833	0	0	0	0	0	0	0	0	0	0	0	0	0	0	0
CHW50875	0	0	0	0	0	0	0	0	0	0	0	0	0	0	0
CHW50879	0	0	0	0	0	0	0	0	0	0	0	0	0	0	0
CHW53023	0	0	0	0	0	0	0	0	0	0	0	0	0	0	0
CHW53043	0	0	0	0	0	0	0	0	0	0	0	0	0	0	0
CHW53064	0	0	0	0	0	0	0	0	0	0	0	0	0	0	0
CHW59169	0	0	0	0	0	0	0	0	0	0	0	0	0	0	0
CHW59170	0	0	0	0	0	0	0	0	0	0	0	0	0	0	0
-	-	-	-	-	-	-	-	-	-	-	-	-	-	-	-
-	-	-	-	-	-	-	-	-	-	-	-	-	-	-	-
-	-	-	-	-	-	-	-	-	-	-	-	-	-	-	-
-	-	-	-	-	-	-	-	-	-	-	-	-	-	-	-
-	-	-	-	-	-	-	-	-	-	-	-	-	-	-	-
-	-	-	-	-	-	-	-	-	-	-	-	-	-	-	-
-	-	-	-	-	-	-	-	-	-	-	-	-	-	-	-
-	-	-	-	-	-	-	-	-	-	-	-	-	-	-	-
-	-	-	-	-	-	-	-	-	-	-	-	-	-	-	-
-	-	-	-	-	-	-	-	-	-	-	-	-	-	-	-
-	-	-	-	-	-	-	-	-	-	-	-	-	-	-	-
-	-	-	-	-	-	-	-	-	-	-	-	-	-	-	-
-	-	-	-	-	-	-	-	-	-	-	-	-	-	-	-
-	-	-	-	-	-	-	-	-	-	-	-	-	-	-	-
-	-	-	-	-	-	-	-	-	-	-	-	-	-	-	-
-	-	-	-	-	-	-	-	-	-	-	-	-	-	-	-
-	-	-	-	-	-	-	-	-	-	-	-	-	-	-	-
-	-	-	-	-	-	-	-	-	-	-	-	-	-	-	-
-	-	-	-	-	-	-	-	-	-	-	-	-	-	-	-
CHW	754	640	732	611	2,737	0	0	0	0	0	0	0	0	0	0



**2,737** Number of brief interventions delivered to clients in the Cheshire West and Chester LA area this year

That equates to an average of 1.28 interventions per person

## ACTIVITY SUMMARY: BY AGENCY

Total activity by type delivered by each agency quarterly and as a total for the current year to date.

IMS	Syringe Exchange Transactions					Syringe Exchange Returns					Returns Rate				
	2016-17 Q3	2016-17 Q4	2017-18 Q1	2017-18 Q2	Year (12 mths)	2016-17 Q3	2016-17 Q4	2017-18 Q1	2017-18 Q2	Year (12 mths)	2016-17 Q3	2016-17 Q4	2017-18 Q1	2017-18 Q2	Year (12 mths)
CHW30027	341	338	549	678	1,906	193	185	178	220	776	57%	55%	32%	32%	41%
CHW30028	278	238	352	403	1,271	136	114	158	178	586	49%	48%	45%	44%	46%
CHW30045	310	259	104	0	673	68	48	19	0	135	22%	19%	18%	-	20%
CHW50016	490	544	520	141	1,695	252	280	295	73	900	51%	51%	57%	52%	53%
CHW50258	22	85	100	85	292	5	26	17	16	64	23%	31%	17%	19%	22%
CHW50377	318	296	383	400	1,397	199	192	251	241	883	63%	65%	66%	60%	63%
CHW50462	26	0	0	8	34	16	0	0	***	19	62%	-	-	38%	56%
CHW50628	0	41	38	13	92	0	41	38	13	92	-	100%	100%	100%	100%
CHW50801	62	50	39	73	224	49	44	30	52	175	79%	88%	77%	71%	78%
CHW50833	160	16	144	***	322	88	8	71	***	168	55%	50%	49%	50%	52%
CHW50875	17	***	0	***	20	17	0	0	0	17	100%	0%	-	0%	85%
CHW50879	77	68	48	69	262	39	44	24	39	146	51%	65%	50%	57%	56%
CHW53023	140	119	113	26	398	92	87	69	15	263	66%	73%	61%	58%	66%
CHW53043	233	278	396	398	1,305	139	170	210	236	755	60%	61%	53%	59%	58%
CHW53064	49	37	19	0	105	13	19	16	0	48	27%	51%	84%	-	46%
CHW59169	34	0	0	0	34	15	0	0	0	15	44%	-	-	-	44%
CHW59170	0	0	0	0	0	0	0	0	0	0	-	-	-	-	-
-	-	-	-	-	-	-	-	-	-	-	-	-	-	-	-
-	-	-	-	-	-	-	-	-	-	-	-	-	-	-	-
-	-	-	-	-	-	-	-	-	-	-	-	-	-	-	-
-	-	-	-	-	-	-	-	-	-	-	-	-	-	-	-
-	-	-	-	-	-	-	-	-	-	-	-	-	-	-	-
-	-	-	-	-	-	-	-	-	-	-	-	-	-	-	-
-	-	-	-	-	-	-	-	-	-	-	-	-	-	-	-
-	-	-	-	-	-	-	-	-	-	-	-	-	-	-	-
-	-	-	-	-	-	-	-	-	-	-	-	-	-	-	-
-	-	-	-	-	-	-	-	-	-	-	-	-	-	-	-
-	-	-	-	-	-	-	-	-	-	-	-	-	-	-	-
-	-	-	-	-	-	-	-	-	-	-	-	-	-	-	-
-	-	-	-	-	-	-	-	-	-	-	-	-	-	-	-
-	-	-	-	-	-	-	-	-	-	-	-	-	-	-	-
-	-	-	-	-	-	-	-	-	-	-	-	-	-	-	-
-	-	-	-	-	-	-	-	-	-	-	-	-	-	-	-
CHW	2,557	2,371	2,805	2,297	10,030	1,321	1,258	1,376	1,087	5,042	52%	53%	49%	47%	50%



**10,030**

**Number of syringe exchange transactions by clients in the Cheshire West and Chester LA area this year**

**There were 5,042 equipment returns were recorded  
A ratio of 1 return to every 2. syringe exchange visits**

**CLIENT REVIEW DATA: BY AGENCY**

**CLIENTS WITH ASSESSMENT COMPLETED:**

The number and percentage of individuals who have any of the assessment data items completed, shown for each of the last four quarters and for the full year (rolling 12 month period).

IMS	Agencies	2016-17 Q3		2016-17 Q4		2017-18 Q1		2017-18 Q2		Full Year (rolling 12 mths)	
		n	%	n	%	n	%	n	%	n	%
CHW30027	Aqua House, Chester	85	45%	115	63%	241	74%	257	75%	459	64%
CHW30028	Unity House, Ellesmere Port	113	60%	147	84%	207	90%	187	79%	400	72%
CHW30045	Old Council House, Northwich	86	63%	139	93%	68	100%	0	-	207	78%
CHW50016	Boots - Foregate St, Chester	0	-	0	-	0	-	0	-	0	-
CHW50258	Pondas Chemist, Winsford	5	63%	9	60%	8	62%	7	58%	17	65%
CHW50377	Swettenham Chemist - Blacon	21	34%	22	39%	24	41%	30	46%	49	40%
CHW50462	Well (228547) - Northwich	8	67%	0	-	0	-	6	100%	13	76%
CHW50628	Lloyds - Weaverham, Northwich	0	-	7	70%	***	50%	***	80%	7	47%
CHW50801	Lloyds - Old Chester Rd, Ellesmere	15	71%	11	85%	14	88%	24	86%	39	74%
CHW50833	Well (228520) - Fountains Health	17	23%	***	38%	23	39%	0	-	30	25%
CHW50875	Lloyds - Middlewich Road, Northwich	5	42%	***	50%	0	-	***	100%	7	47%
CHW50879	Lloyds - Sainsburys Northwich	20	87%	17	77%	16	94%	14	100%	38	81%
CHW53023	L Rowland & Co (Retail) Ltd - Ellesmere	0	-	0	-	0	-	0	-	0	-
CHW53043	Superdrug - Northgate St, Chester	***	4%	***	3%	***	2%	***	2%	***	1%
CHW53064	Well (228534) - Ellesmere Port	5	28%	***	22%	***	14%	0	-	5	17%
CHW59169	Owen's Pharmacy Saltney	12	100%	0	-	0	-	0	-	12	100%
CHW59170	Westminster Park, T/A Salrook He	0	-	0	-	0	-	0	-	0	-
		-	-	-	-	-	-	-	-	-	-
		-	-	-	-	-	-	-	-	-	-
		-	-	-	-	-	-	-	-	-	-
		-	-	-	-	-	-	-	-	-	-
		-	-	-	-	-	-	-	-	-	-
		-	-	-	-	-	-	-	-	-	-
		-	-	-	-	-	-	-	-	-	-
		-	-	-	-	-	-	-	-	-	-
		-	-	-	-	-	-	-	-	-	-
		-	-	-	-	-	-	-	-	-	-
		-	-	-	-	-	-	-	-	-	-
		-	-	-	-	-	-	-	-	-	-
		-	-	-	-	-	-	-	-	-	-
		-	-	-	-	-	-	-	-	-	-
		-	-	-	-	-	-	-	-	-	-
		-	-	-	-	-	-	-	-	-	-
		-	-	-	-	-	-	-	-	-	-
		-	-	-	-	-	-	-	-	-	-
		-	-	-	-	-	-	-	-	-	-
		-	-	-	-	-	-	-	-	-	-
		-	-	-	-	-	-	-	-	-	-
		-	-	-	-	-	-	-	-	-	-
CHW	Cheshire West and Chester LA	354	43%	449	61%	555	60%	503	62%	1,121	52%

CLIENT REVIEW DATA: BY AGENCY

CLIENTS WITH ASSESSMENT COMPLETED: (FULL YEAR)

The number and percentage of individuals who have the stated assessment data item completed, shown for the full year (rolling 12 month period).

IMS	Agencies	Main Substance		Accommodation Status		Employment Status		Parental Status		Disability		Postcode	
		n	%	n	%	n	%	n	%	n	%	n	%
CHW30027	Aqua House, Chester	459	64%	106	15%	100	14%	98	14%	95	13%	329	46%
CHW30028	Unity House, Ellesmere Port	400	72%	18	3%	10	2%	7	1%	17	3%	328	59%
CHW30045	Old Council House, Northwich	205	77%	51	19%	55	21%	52	19%	42	16%	146	55%
CHW50016	Boots - Foregate St, Chester	-	-	-	-	-	-	-	-	-	-	-	-
CHW50258	Pondas Chemist, Winsford	-	-	-	-	-	-	-	-	-	-	17	65%
CHW50377	Swettenham Chemist - Blacon	-	-	-	-	-	-	-	-	-	-	49	40%
CHW50462	Well (228547) - Northwich	-	-	-	-	-	-	-	-	-	-	13	76%
CHW50628	Lloyds - Weaverham, Northwich	-	-	-	-	-	-	-	-	-	-	7	47%
CHW50801	Lloyds - Old Chester Rd, Ellesmere	-	-	-	-	-	-	-	-	-	-	39	74%
CHW50833	Well (228520) - Fountains Health	-	-	-	-	-	-	-	-	-	-	30	25%
CHW50875	Lloyds - Middlewich Road, Northwich	-	-	-	-	-	-	-	-	-	-	7	47%
CHW50879	Lloyds - Sainsburys Northwich	-	-	-	-	-	-	-	-	-	-	38	81%
CHW53023	L Rowland & Co (Retail) Ltd - Ellesmere	-	-	-	-	-	-	-	-	-	-	-	-
CHW53043	Superdrug - Northgate St, Chester	-	-	-	-	-	-	-	-	-	-	***	1%
CHW53064	Well (228534) - Ellesmere Port	-	-	-	-	-	-	-	-	-	-	5	17%
CHW59169	Owen's Pharmacy Saltney	-	-	-	-	-	-	-	-	-	-	12	100%
CHW59170	Westminster Park, T/A Salrook He	-	-	-	-	-	-	-	-	-	-	-	-
		-	-	-	-	-	-	-	-	-	-	-	-
		-	-	-	-	-	-	-	-	-	-	-	-
		-	-	-	-	-	-	-	-	-	-	-	-
		-	-	-	-	-	-	-	-	-	-	-	-
		-	-	-	-	-	-	-	-	-	-	-	-
		-	-	-	-	-	-	-	-	-	-	-	-
		-	-	-	-	-	-	-	-	-	-	-	-
		-	-	-	-	-	-	-	-	-	-	-	-
		-	-	-	-	-	-	-	-	-	-	-	-
		-	-	-	-	-	-	-	-	-	-	-	-
		-	-	-	-	-	-	-	-	-	-	-	-
		-	-	-	-	-	-	-	-	-	-	-	-
		-	-	-	-	-	-	-	-	-	-	-	-
		-	-	-	-	-	-	-	-	-	-	-	-
		-	-	-	-	-	-	-	-	-	-	-	-
		-	-	-	-	-	-	-	-	-	-	-	-
		-	-	-	-	-	-	-	-	-	-	-	-
		-	-	-	-	-	-	-	-	-	-	-	-
		-	-	-	-	-	-	-	-	-	-	-	-
		-	-	-	-	-	-	-	-	-	-	-	-
		-	-	-	-	-	-	-	-	-	-	-	-
		-	-	-	-	-	-	-	-	-	-	-	-
		-	-	-	-	-	-	-	-	-	-	-	-
CHW	Cheshire West and Chester LA	977	46%	363	17%	165	8%	157	7%	154	7%	905	42%

CLIENT REVIEW DATA: BY AGENCY

CLIENTS WITH ASSESSMENT COMPLETED: (LAST QUARTER)

The number and percentage of individuals seen in the last quarter (2017-18 Q2) who have the stated assessment data item completed.

IMS	Agencies	Main Substance		Accommodation Status		Employment Status		Parental Status		Disability		Postcode	
		n	%	n	%	n	%	n	%	n	%	n	%
CHW30027	Aqua House, Chester	257	75%	57	17%	53	15%	50	15%	51	15%	206	60%
CHW30028	Unity House, Ellesmere Port	187	79%	7	3%	***	2%	***	1%	6	3%	150	63%
CHW30045	Old Council House, Northwich	-	-	-	-	-	-	-	-	-	-	-	-
CHW50016	Boots - Foregate St, Chester	-	-	-	-	-	-	-	-	-	-	-	-
CHW50258	Pondas Chemist, Winsford	-	-	-	-	-	-	-	-	-	-	7	58%
CHW50377	Swettenham Chemist - Blacon	-	-	-	-	-	-	-	-	-	-	30	46%
CHW50462	Well (228547) - Northwich	-	-	-	-	-	-	-	-	-	-	6	100%
CHW50628	Lloyds - Weaverham, Northwich	-	-	-	-	-	-	-	-	-	-	***	80%
CHW50801	Lloyds - Old Chester Rd, Ellesmere	-	-	-	-	-	-	-	-	-	-	24	86%
CHW50833	Well (228520) - Fountains Health	-	-	-	-	-	-	-	-	-	-	-	-
CHW50875	Lloyds - Middlewich Road, Northwich	-	-	-	-	-	-	-	-	-	-	***	100%
CHW50879	Lloyds - Sainsburys Northwich	-	-	-	-	-	-	-	-	-	-	14	100%
CHW53023	L Rowland & Co (Retail) Ltd - Ellesmere	-	-	-	-	-	-	-	-	-	-	-	-
CHW53043	Superdrug - Northgate St, Chester	-	-	-	-	-	-	-	-	-	-	***	2%
CHW53064	Well (228534) - Ellesmere Port	-	-	-	-	-	-	-	-	-	-	-	-
CHW59169	Owen's Pharmacy Saltney	-	-	-	-	-	-	-	-	-	-	-	-
CHW59170	Westminster Park, T/A Salrook He	-	-	-	-	-	-	-	-	-	-	-	-
		-	-	-	-	-	-	-	-	-	-	-	-
		-	-	-	-	-	-	-	-	-	-	-	-
		-	-	-	-	-	-	-	-	-	-	-	-
		-	-	-	-	-	-	-	-	-	-	-	-
		-	-	-	-	-	-	-	-	-	-	-	-
		-	-	-	-	-	-	-	-	-	-	-	-
		-	-	-	-	-	-	-	-	-	-	-	-
		-	-	-	-	-	-	-	-	-	-	-	-
		-	-	-	-	-	-	-	-	-	-	-	-
		-	-	-	-	-	-	-	-	-	-	-	-
		-	-	-	-	-	-	-	-	-	-	-	-
		-	-	-	-	-	-	-	-	-	-	-	-
		-	-	-	-	-	-	-	-	-	-	-	-
		-	-	-	-	-	-	-	-	-	-	-	-
		-	-	-	-	-	-	-	-	-	-	-	-
		-	-	-	-	-	-	-	-	-	-	-	-
		-	-	-	-	-	-	-	-	-	-	-	-
		-	-	-	-	-	-	-	-	-	-	-	-
		-	-	-	-	-	-	-	-	-	-	-	-
		-	-	-	-	-	-	-	-	-	-	-	-
		-	-	-	-	-	-	-	-	-	-	-	-
		-	-	-	-	-	-	-	-	-	-	-	-
		-	-	-	-	-	-	-	-	-	-	-	-
CHW	Cheshire West and Chester LA	443	55%	147	18%	57	7%	53	7%	57	7%	418	52%

Clients seen: a count of unique clients who have any one of the following activities recorded within the stated period – brief intervention, onward referral, wellbeing review, syringe exchange transaction, syringe return transaction.

Activity summary: a count of each activity recorded quarterly and for the last year (12 months).

Clients with assessment: the number and percentage of clients seen within the stated period who have ever had an assessment completed.

Assessment data items: the number and percentage of clients seen within the stated period who have ever had the specified data item recorded, this excludes any 'Not Known' responses.

Client and Activity Counts: Red less than ½ quarterly average, Green greater than 1½ times the quarterly average for the agency.

Returns rate: Red below 20% Green over 70%

Data items: Red below 40% Amber between 40 – 70% Green over 70%

The figures shown for Year /12 months are for the last 4 quarters, rather than the current year to date, this is to allow comparison of yearly figures between different reporting periods.

Report prepared by the PHI Monitoring Team,  
Public Health Institute, Liverpool John Moores University,  
Henry Cotton Building, 15-21 Webster Street, Liverpool,  
L3 2ET. Tel: (0151) 231 4314.  
<http://ims.ljmu.ac.uk/info>  
[www.twitter.com/phi\\_ims](http://www.twitter.com/phi_ims)

