

INTRODUCTION:


Issue: 1 Updated: 24/07/2017

This activity & data quality report is designed to accompany the quarterly IMS monitoring report. The information in this report is shown for each service and as a total for the local authority area. The sections of this report show both the consistency in the number of clients and volume of activity that is entered into IMS each quarter, and the number and data quality of assessments that are completed for the clients that are seen.

If you have any questions about your data, need help or more information please do contact us <https://ims.ljmu.ac.uk/contact>

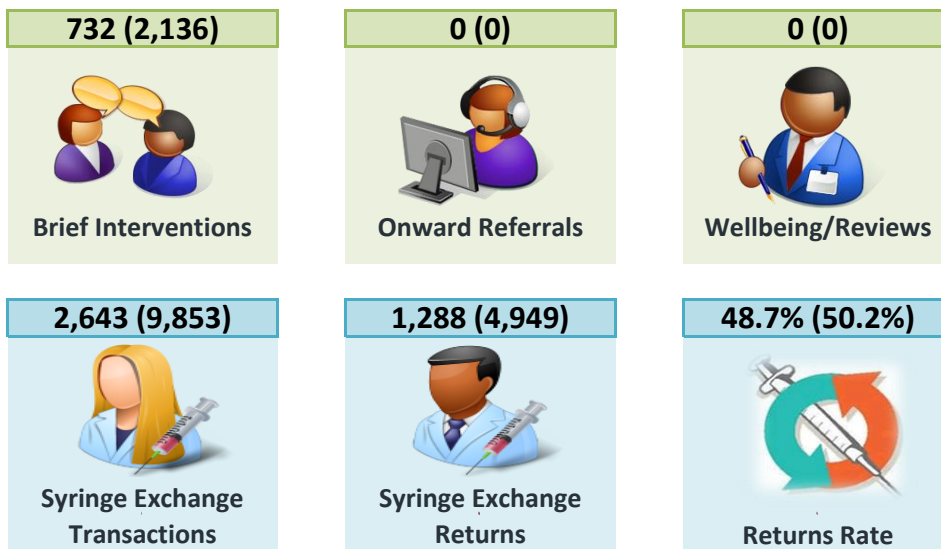
Contents			
Count of individuals	p.2	Clients with assessment	p.5
Count of activity recorded	p.3	Assessment data items	p.6
		Data notes & methodology	p.8

TOTAL CLIENTS SEEN: CHESHIRE WEST & CHESTER



* Summary figures where shown in brackets are for a full year / 12 month period

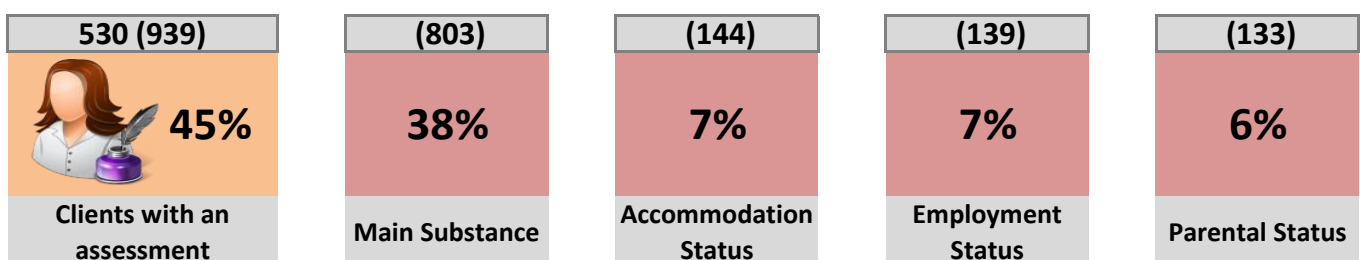
ACTIVITY RECORDED: CHESHIRE WEST & CHESTER



In the most recent quarter 732 brief interventions were delivered to 898 clients in the Cheshire West & Chester local authority area. This equates to an average of 0.82 interventions per person.

There were 1,288 equipment returns recorded during 2017-18 Q1 a ratio of 1 return to every 2.1 syringe exchange visits, (or 48.7% of visits).

ASSESSMENT DATA ITEMS: IMS DATA QUALITY REPORT

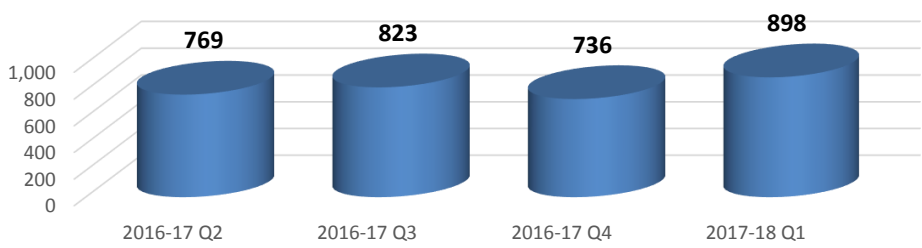


CLIENTS SUMMARY: BY AGENCY

NUMBER OF INDIVIDUALS RECORDED QUARTERLY:

The number of individuals reported by each agency quarterly, and the total number of individuals seen over the last four quarters (rolling 12 months). The local authority figures are the total unique individuals.

IMS	Agencies	2016-17 Q2	2016-17 Q3	2016-17 Q4	2017-18 Q1	Full Year (rolling 12 mths)
CHW30027	Aqua House, Chester	185	191	182	324	614
CHW30028	Unity House, Ellesmere Port	210	187	173	229	543
CHW30045	Old Council House, Northwich	148	137	149	62	340
CHW50016	Boots - Foregate St, Chester	58	146	128	134	301
CHW50258	Pondas Chemist, Winsford	13	8	15	13	27
CHW50377	Swettenham Chemist - Blacon	38	61	56	59	106
CHW50462	Well (228547) - Northwich	17	12	0	0	23
CHW50628	Lloyds - Weaverham, Northwich	0	0	10	8	14
CHW50801	Lloyds - Old Chester Rd, Ellesmere	16	21	13	16	40
CHW50833	Well (228520) - Fountains Health	0	75	8	58	120
CHW50875	Lloyds - Middlewich Road, Northwich	14	12	***	0	25
CHW50879	Lloyds - Sainsburys Northwich	18	23	22	9	46
CHW53023	L Rowland & Co (Retail) Ltd - Ellesmere	35	33	36	41	91
CHW53043	Superdrug - Northgate St, Chester	77	76	75	124	239
CHW53064	Well (228534) - Ellesmere Port	29	18	18	7	42
CHW59169	Owen's Pharmacy Saltney	22	12	0	0	25
CHW59170	Westminster Park, T/A Salrook He	0	0	0	0	0
		-	-	-	-	-
		-	-	-	-	-
		-	-	-	-	-
		-	-	-	-	-
		-	-	-	-	-
		-	-	-	-	-
		-	-	-	-	-
		-	-	-	-	-
		-	-	-	-	-
		-	-	-	-	-
		-	-	-	-	-
		-	-	-	-	-
		-	-	-	-	-
		-	-	-	-	-
		-	-	-	-	-
		-	-	-	-	-
		-	-	-	-	-
		-	-	-	-	-
		-	-	-	-	-
		-	-	-	-	-
		-	-	-	-	-
		-	-	-	-	-
		-	-	-	-	-
		-	-	-	-	-
CHW	Cheshire West and Chester LA	769	823	736	898	2,087



Number of individuals recorded by services in the Cheshire West and Chester LA area during the last four quarterly periods.

ACTIVITY SUMMARY: BY AGENCY

Total activity by type delivered by each agency quarterly and as a total for the full year (rolling 12 month period).

IMS	Brief Interventions					Onward Referrals					Wellbeing/Reviews				
	2016-17 Q2	2016-17 Q3	2016-17 Q4	2017-18 Q1	Year (12 mths)	2016-17 Q2	2016-17 Q3	2016-17 Q4	2017-18 Q1	Year (12 mths)	2016-17 Q2	2016-17 Q3	2016-17 Q4	2017-18 Q1	Year (12 mths)
CHW30027	***	222	261	360	844	0	0	0	0	0	0	0	0	0	0
CHW30028	9	272	200	303	784	0	0	0	0	0	0	0	0	0	0
CHW30045	0	260	179	69	508	0	0	0	0	0	0	0	0	0	0
CHW50016	0	0	0	0	0	0	0	0	0	0	0	0	0	0	0
CHW50258	0	0	0	0	0	0	0	0	0	0	0	0	0	0	0
CHW50377	0	0	0	0	0	0	0	0	0	0	0	0	0	0	0
CHW50462	0	0	0	0	0	0	0	0	0	0	0	0	0	0	0
CHW50628	0	0	0	0	0	0	0	0	0	0	0	0	0	0	0
CHW50801	0	0	0	0	0	0	0	0	0	0	0	0	0	0	0
CHW50833	0	0	0	0	0	0	0	0	0	0	0	0	0	0	0
CHW50875	0	0	0	0	0	0	0	0	0	0	0	0	0	0	0
CHW50879	0	0	0	0	0	0	0	0	0	0	0	0	0	0	0
CHW53023	0	0	0	0	0	0	0	0	0	0	0	0	0	0	0
CHW53043	0	0	0	0	0	0	0	0	0	0	0	0	0	0	0
CHW53064	0	0	0	0	0	0	0	0	0	0	0	0	0	0	0
CHW59169	0	0	0	0	0	0	0	0	0	0	0	0	0	0	0
CHW59170	0	0	0	0	0	0	0	0	0	0	0	0	0	0	0
-	-	-	-	-	-	-	-	-	-	-	-	-	-	-	-
-	-	-	-	-	-	-	-	-	-	-	-	-	-	-	-
-	-	-	-	-	-	-	-	-	-	-	-	-	-	-	-
-	-	-	-	-	-	-	-	-	-	-	-	-	-	-	-
-	-	-	-	-	-	-	-	-	-	-	-	-	-	-	-
-	-	-	-	-	-	-	-	-	-	-	-	-	-	-	-
-	-	-	-	-	-	-	-	-	-	-	-	-	-	-	-
-	-	-	-	-	-	-	-	-	-	-	-	-	-	-	-
-	-	-	-	-	-	-	-	-	-	-	-	-	-	-	-
-	-	-	-	-	-	-	-	-	-	-	-	-	-	-	-
-	-	-	-	-	-	-	-	-	-	-	-	-	-	-	-
-	-	-	-	-	-	-	-	-	-	-	-	-	-	-	-
-	-	-	-	-	-	-	-	-	-	-	-	-	-	-	-
-	-	-	-	-	-	-	-	-	-	-	-	-	-	-	-
-	-	-	-	-	-	-	-	-	-	-	-	-	-	-	-
-	-	-	-	-	-	-	-	-	-	-	-	-	-	-	-
-	-	-	-	-	-	-	-	-	-	-	-	-	-	-	-
-	-	-	-	-	-	-	-	-	-	-	-	-	-	-	-
-	-	-	-	-	-	-	-	-	-	-	-	-	-	-	-
-	-	-	-	-	-	-	-	-	-	-	-	-	-	-	-
-	-	-	-	-	-	-	-	-	-	-	-	-	-	-	-
CHW	10	754	640	732	2,136	0	0	0	0	0	0	0	0	0	0




2,136 Number of brief interventions delivered to clients in the Cheshire West and Chester LA area this year
 That equates to an average of 1.02 interventions per person

ACTIVITY SUMMARY: BY AGENCY

Total activity by type delivered by each agency quarterly and as a total for the current year to date.

IMS	Syringe Exchange Transactions					Syringe Exchange Returns					Returns Rate				
	2016-17 Q2	2016-17 Q3	2016-17 Q4	2017-18 Q1	Year (12 mths)	2016-17 Q2	2016-17 Q3	2016-17 Q4	2017-18 Q1	Year (12 mths)	2016-17 Q2	2016-17 Q3	2016-17 Q4	2017-18 Q1	Year (12 mths)
CHW30027	361	341	338	548	1,588	202	193	185	178	758	56%	57%	55%	32%	48%
CHW30028	305	278	238	351	1,172	117	136	113	158	524	38%	49%	47%	45%	45%
CHW30045	301	310	259	98	968	63	68	48	19	198	21%	22%	19%	19%	20%
CHW50016	94	490	544	399	1,527	41	252	280	224	797	44%	51%	51%	56%	52%
CHW50258	40	22	85	100	247	***	5	26	17	50	5%	23%	31%	17%	20%
CHW50377	255	318	296	383	1,252	134	199	192	251	776	53%	63%	65%	66%	62%
CHW50462	50	26	0	0	76	32	16	0	0	48	64%	62%	-	-	63%
CHW50628	0	0	41	38	79	0	0	41	38	79	-	-	100%	100%	100%
CHW50801	50	62	50	39	201	49	49	44	30	172	98%	79%	88%	77%	86%
CHW50833	0	160	16	142	318	0	88	8	69	165	-	55%	50%	49%	52%
CHW50875	36	17	***	0	55	22	17	0	0	39	61%	100%	0%	-	71%
CHW50879	101	77	68	19	265	47	39	44	10	140	47%	51%	65%	53%	53%
CHW53023	161	140	119	111	531	115	92	87	68	362	71%	66%	73%	61%	68%
CHW53043	289	233	278	396	1,196	148	139	170	210	667	51%	60%	61%	53%	56%
CHW53064	139	49	37	19	244	64	13	19	16	112	46%	27%	51%	84%	46%
CHW59169	100	34	0	0	134	47	15	0	0	62	47%	44%	-	-	46%
CHW59170	0	0	0	0	0	0	0	0	0	0	-	-	-	-	-
-	-	-	-	-	-	-	-	-	-	-	-	-	-	-	-
-	-	-	-	-	-	-	-	-	-	-	-	-	-	-	-
-	-	-	-	-	-	-	-	-	-	-	-	-	-	-	-
-	-	-	-	-	-	-	-	-	-	-	-	-	-	-	-
-	-	-	-	-	-	-	-	-	-	-	-	-	-	-	-
-	-	-	-	-	-	-	-	-	-	-	-	-	-	-	-
-	-	-	-	-	-	-	-	-	-	-	-	-	-	-	-
-	-	-	-	-	-	-	-	-	-	-	-	-	-	-	-
-	-	-	-	-	-	-	-	-	-	-	-	-	-	-	-
-	-	-	-	-	-	-	-	-	-	-	-	-	-	-	-
-	-	-	-	-	-	-	-	-	-	-	-	-	-	-	-
-	-	-	-	-	-	-	-	-	-	-	-	-	-	-	-
-	-	-	-	-	-	-	-	-	-	-	-	-	-	-	-
CHW	2,282	2,557	2,371	2,643	9,853	1,083	1,321	1,257	1,288	4,949	47%	52%	53%	49%	50%



9,853

Number of syringe exchange transactions by clients in the Cheshire West and Chester LA area this year

**There were 4,949 equipment returns were recorded
A ratio of 1 return to every 2. syringe exchange visits**

CLIENT REVIEW DATA: BY AGENCY

CLIENTS WITH ASSESSMENT COMPLETED:

The number and percentage of individuals who have any of the assessment data items completed, shown for each of the last four quarters and for the full year (rolling 12 month period).

IMS	Agencies	2016-17 Q2		2016-17 Q3		2016-17 Q4		2017-18 Q1		Full Year (rolling 12 mths)	
		n	%	n	%	n	%	n	%	n	%
CHW30027	Aqua House, Chester	83	45%	83	43%	113	62%	225	69%	332	54%
CHW30028	Unity House, Ellesmere Port	90	43%	100	53%	145	84%	200	87%	316	58%
CHW30045	Old Council House, Northwich	73	49%	86	63%	139	93%	62	100%	213	63%
CHW50016	Boots - Foregate St, Chester	0	-	0	-	0	-	0	-	0	-
CHW50258	Pondas Chemist, Winsford	8	62%	5	63%	9	60%	8	62%	19	70%
CHW50377	Swettenham Chemist - Blacon	11	29%	21	34%	22	39%	24	41%	36	34%
CHW50462	Well (228547) - Northwich	9	53%	8	67%	0	-	0	-	12	52%
CHW50628	Lloyds - Weaverham, Northwich	0	-	0	-	7	70%	***	50%	7	50%
CHW50801	Lloyds - Old Chester Rd, Ellesmere	14	88%	14	67%	11	85%	14	88%	28	70%
CHW50833	Well (228520) - Fountains Health	0	-	17	23%	***	38%	23	40%	30	25%
CHW50875	Lloyds - Middlewich Road, Northwich	9	64%	5	42%	***	50%	0	-	13	52%
CHW50879	Lloyds - Sainsburys Northwich	11	61%	20	87%	17	77%	9	100%	32	70%
CHW53023	L Rowland & Co (Retail) Ltd - Ellesmere	0	-	0	-	0	-	0	-	0	-
CHW53043	Superdrug - Northgate St, Chester	***	3%	***	4%	***	3%	***	2%	***	1%
CHW53064	Well (228534) - Ellesmere Port	***	14%	5	28%	***	22%	***	14%	6	14%
CHW59169	Owen's Pharmacy Saltney	19	86%	12	100%	0	-	0	-	22	88%
CHW59170	Westminster Park, T/A Salrook He	0	-	0	-	0	-	0	-	0	-
		-	-	-	-	-	-	-	-	-	-
		-	-	-	-	-	-	-	-	-	-
		-	-	-	-	-	-	-	-	-	-
		-	-	-	-	-	-	-	-	-	-
		-	-	-	-	-	-	-	-	-	-
		-	-	-	-	-	-	-	-	-	-
		-	-	-	-	-	-	-	-	-	-
		-	-	-	-	-	-	-	-	-	-
		-	-	-	-	-	-	-	-	-	-
		-	-	-	-	-	-	-	-	-	-
		-	-	-	-	-	-	-	-	-	-
		-	-	-	-	-	-	-	-	-	-
		-	-	-	-	-	-	-	-	-	-
		-	-	-	-	-	-	-	-	-	-
		-	-	-	-	-	-	-	-	-	-
		-	-	-	-	-	-	-	-	-	-
		-	-	-	-	-	-	-	-	-	-
		-	-	-	-	-	-	-	-	-	-
		-	-	-	-	-	-	-	-	-	-
		-	-	-	-	-	-	-	-	-	-
CHW	Cheshire West and Chester LA	309	40%	341	41%	445	60%	530	59%	939	45%

CLIENT REVIEW DATA: BY AGENCY

CLIENTS WITH ASSESSMENT COMPLETED: (FULL YEAR)

The number and percentage of individuals who have the stated assessment data item completed, shown for the full year (rolling 12 month period).

IMS	Agencies	Main Substance		Accommodation Status		Employment Status		Parental Status		Disability		Postcode	
		n	%	n	%	n	%	n	%	n	%	n	%
CHW30027	Aqua House, Chester	332	54%	82	13%	80	13%	79	13%	78	13%	203	33%
CHW30028	Unity House, Ellesmere Port	316	58%	15	3%	8	1%	6	1%	13	2%	243	45%
CHW30045	Old Council House, Northwich	211	62%	47	14%	51	15%	48	14%	41	12%	142	42%
CHW50016	Boots - Foregate St, Chester	-	-	-	-	-	-	-	-	-	-	-	-
CHW50258	Pondas Chemist, Winsford	-	-	-	-	-	-	-	-	-	-	19	70%
CHW50377	Swettenham Chemist - Blacon	-	-	-	-	-	-	-	-	-	-	36	34%
CHW50462	Well (228547) - Northwich	-	-	-	-	-	-	-	-	-	-	12	52%
CHW50628	Lloyds - Weaverham, Northwich	-	-	-	-	-	-	-	-	-	-	7	50%
CHW50801	Lloyds - Old Chester Rd, Ellesmere	-	-	-	-	-	-	-	-	-	-	28	70%
CHW50833	Well (228520) - Fountains Health	-	-	-	-	-	-	-	-	-	-	30	25%
CHW50875	Lloyds - Middlewich Road, Northwich	-	-	-	-	-	-	-	-	-	-	13	52%
CHW50879	Lloyds - Sainsburys Northwich	-	-	-	-	-	-	-	-	-	-	32	70%
CHW53023	L Rowland & Co (Retail) Ltd - Ellesmere	-	-	-	-	-	-	-	-	-	-	-	-
CHW53043	Superdrug - Northgate St, Chester	-	-	-	-	-	-	-	-	-	-	***	1%
CHW53064	Well (228534) - Ellesmere Port	-	-	-	-	-	-	-	-	-	-	6	14%
CHW59169	Owen's Pharmacy Saltney	-	-	-	-	-	-	-	-	-	-	22	88%
CHW59170	Westminster Park, T/A Salrook He	-	-	-	-	-	-	-	-	-	-	-	-
		-	-	-	-	-	-	-	-	-	-	-	-
		-	-	-	-	-	-	-	-	-	-	-	-
		-	-	-	-	-	-	-	-	-	-	-	-
		-	-	-	-	-	-	-	-	-	-	-	-
		-	-	-	-	-	-	-	-	-	-	-	-
		-	-	-	-	-	-	-	-	-	-	-	-
		-	-	-	-	-	-	-	-	-	-	-	-
		-	-	-	-	-	-	-	-	-	-	-	-
		-	-	-	-	-	-	-	-	-	-	-	-
		-	-	-	-	-	-	-	-	-	-	-	-
		-	-	-	-	-	-	-	-	-	-	-	-
		-	-	-	-	-	-	-	-	-	-	-	-
		-	-	-	-	-	-	-	-	-	-	-	-
		-	-	-	-	-	-	-	-	-	-	-	-
		-	-	-	-	-	-	-	-	-	-	-	-
		-	-	-	-	-	-	-	-	-	-	-	-
		-	-	-	-	-	-	-	-	-	-	-	-
		-	-	-	-	-	-	-	-	-	-	-	-
		-	-	-	-	-	-	-	-	-	-	-	-
		-	-	-	-	-	-	-	-	-	-	-	-
		-	-	-	-	-	-	-	-	-	-	-	-
CHW	Cheshire West and Chester LA	803	38%	144	7%	139	7%	133	6%	132	6%	708	34%

CLIENT REVIEW DATA: BY AGENCY

CLIENTS WITH ASSESSMENT COMPLETED: (LAST QUARTER)

The number and percentage of individuals seen in the last quarter (2017-18 Q1) who have the stated assessment data item completed.

IMS	Agencies	Main Substance		Accommodation Status		Employment Status		Parental Status		Disability		Postcode	
		n	%	n	%	n	%	n	%	n	%	n	%
CHW30027	Aqua House, Chester	225	69%	49	15%	48	15%	46	14%	47	15%	169	52%
CHW30028	Unity House, Ellesmere Port	200	87%	10	4%	***	2%	***	1%	10	4%	163	71%
CHW30045	Old Council House, Northwich	61	98%	17	27%	17	27%	17	27%	15	24%	45	73%
CHW50016	Boots - Foregate St, Chester	-	-	-	-	-	-	-	-	-	-	-	-
CHW50258	Pondas Chemist, Winsford	-	-	-	-	-	-	-	-	-	-	8	62%
CHW50377	Swettenham Chemist - Blacon	-	-	-	-	-	-	-	-	-	-	24	41%
CHW50462	Well (228547) - Northwich	-	-	-	-	-	-	-	-	-	-	-	-
CHW50628	Lloyds - Weaverham, Northwich	-	-	-	-	-	-	-	-	-	-	***	50%
CHW50801	Lloyds - Old Chester Rd, Ellesmere	-	-	-	-	-	-	-	-	-	-	14	88%
CHW50833	Well (228520) - Fountains Health	-	-	-	-	-	-	-	-	-	-	23	40%
CHW50875	Lloyds - Middlewich Road, Northwich	-	-	-	-	-	-	-	-	-	-	-	-
CHW50879	Lloyds - Sainsburys Northwich	-	-	-	-	-	-	-	-	-	-	9	100%
CHW53023	L Rowland & Co (Retail) Ltd - Ellesmere	-	-	-	-	-	-	-	-	-	-	-	-
CHW53043	Superdrug - Northgate St, Chester	-	-	-	-	-	-	-	-	-	-	***	2%
CHW53064	Well (228534) - Ellesmere Port	-	-	-	-	-	-	-	-	-	-	***	14%
CHW59169	Owen's Pharmacy Saltney	-	-	-	-	-	-	-	-	-	-	-	-
CHW59170	Westminster Park, T/A Salrook He	-	-	-	-	-	-	-	-	-	-	-	-
		-	-	-	-	-	-	-	-	-	-	-	-
		-	-	-	-	-	-	-	-	-	-	-	-
		-	-	-	-	-	-	-	-	-	-	-	-
		-	-	-	-	-	-	-	-	-	-	-	-
		-	-	-	-	-	-	-	-	-	-	-	-
		-	-	-	-	-	-	-	-	-	-	-	-
		-	-	-	-	-	-	-	-	-	-	-	-
		-	-	-	-	-	-	-	-	-	-	-	-
		-	-	-	-	-	-	-	-	-	-	-	-
		-	-	-	-	-	-	-	-	-	-	-	-
		-	-	-	-	-	-	-	-	-	-	-	-
		-	-	-	-	-	-	-	-	-	-	-	-
		-	-	-	-	-	-	-	-	-	-	-	-
		-	-	-	-	-	-	-	-	-	-	-	-
		-	-	-	-	-	-	-	-	-	-	-	-
		-	-	-	-	-	-	-	-	-	-	-	-
		-	-	-	-	-	-	-	-	-	-	-	-
CHW	Cheshire West and Chester LA	463	52%	76	8%	69	8%	65	7%	72	8%	435	48%

Clients seen: a count of unique clients who have any one of the following activities recorded within the stated period – brief intervention, onward referral, wellbeing review, syringe exchange transaction, syringe return transaction.

Activity summary: a count of each activity recorded quarterly and for the last year (12 months).

Clients with assessment: the number and percentage of clients seen within the stated period who have ever had an assessment completed.

Assessment data items: the number and percentage of clients seen within the stated period who have ever had the specified data item recorded, this excludes any 'Not Known' responses.

Client and Activity Counts: Red less than ½ quarterly average, Green greater than 1½ times the quarterly average for the agency.

Returns rate: Red below 20% Green over 70%

Data items: Red below 40% Amber between 40 – 70% Green over 70%

The figures shown for Year /12 months are for the last 4 quarters, rather than the current year to date, this is to allow comparison of yearly figures between different reporting periods.

Report prepared by the PHI Monitoring Team,
Public Health Institute, Liverpool John Moores University,
Henry Cotton Building, 15-21 Webster Street, Liverpool,
L3 2ET. Tel: (0151) 231 4314.
<http://ims.ljmu.ac.uk/info>
www.twitter.com/phi_ims

