

INTRODUCTION:


Issue: 3 Updated: 31/08/2017

This activity & data quality report is designed to accompany the quarterly IMS monitoring report. The information in this report is shown for each service and as a total for the local authority area. The sections of this report show both the consistency in the number of clients and volume of activity that is entered into IMS each quarter, and the number and data quality of assessments that are completed for the clients that are seen.

If you have any questions about your data, need help or more information please do contact us <https://ims.ljmu.ac.uk/contact>

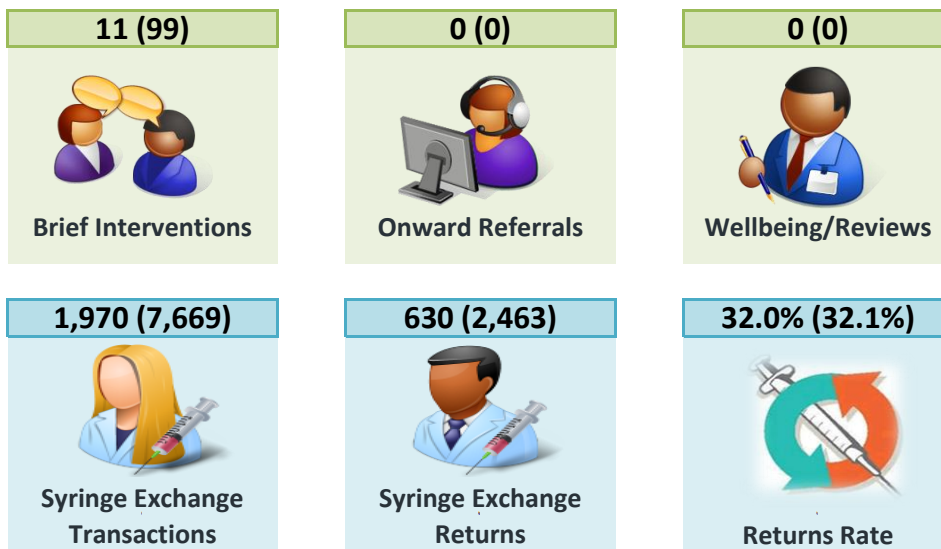
Contents			
Count of individuals	p.2	Clients with assessment	p.5
Count of activity recorded	p.3	Assessment data items	p.6
		Data notes & methodology	p.8

TOTAL CLIENTS SEEN: CHESHIRE EAST



* Summary figures where shown in brackets are for a full year / 12 month period


ACTIVITY RECORDED: CHESHIRE EAST



In the most recent quarter 11 brief interventions were delivered to 555 clients in the Cheshire East local authority area. This equates to an average of 0.02 interventions per person.

There were 630 equipment returns recorded during 2016-17 Q4 a ratio of 1 return to every 3.1 syringe exchange visits, (or 32.0% of visits).

ASSESSMENT DATA ITEMS: IMS DATA QUALITY REPORT

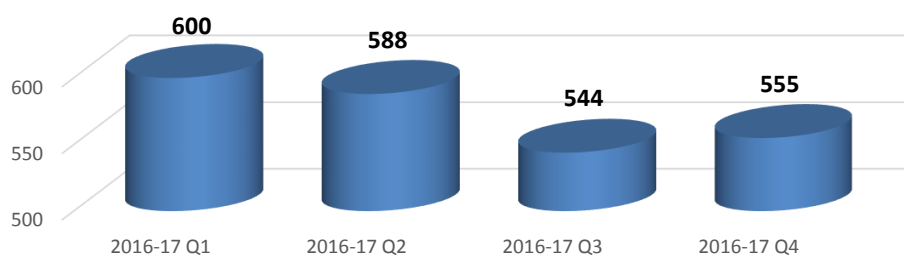


CLIENTS SUMMARY: BY AGENCY

NUMBER OF INDIVIDUALS RECORDED QUARTERLY:

The number of individuals reported by each agency quarterly, and the total number of individuals seen over the last four quarters (rolling 12 months). The local authority figures are the total unique individuals.

IMS	Agencies	2016-17 Q1	2016-17 Q2	2016-17 Q3	2016-17 Q4	Full Year (rolling 12 mths)
CHE30029	Catherine House, Crewe	217	208	160	159	492
CHE30030	Barnabas Centre, Macclesfield	67	73	54	57	174
CHE50022	Boots - Nantwich	5	0	0	0	5
CHE50175	Clear Pharmacy - Crewe	69	75	68	81	137
CHE50340	Andrews Pharmacy - Macclesfield	5	10	9	0	15
CHE50632	Rowlands - Middlewich	17	10	12	11	23
CHE50803	Boots - Sandbach	5	5	***	***	10
CHE50805	Mannings Chemist, Knutsford	5	5	5	5	12
CHE50816	Well (224193) - Park Lane, Maccle	32	26	15	22	58
CHE50819	Well (224537) - Handforth	0	0	0	0	0
CHE50822	Well (223032) - Sunderland St, Macclesf	82	62	81	83	168
CHE50840	Assan Pharmacy Ltd T/A Cohens Chemist	69	74	98	71	150
CHE50849	The Weston Pharmacy (R H Swinn Ltd)	9	11	9	19	30
CHE50874	Lloyds - Lawton Road, Stoke	0	16	35	29	59
CHE50876	Lloyds - Wilmslow	***	0	0	0	***
CHE50877	Lloyds - Charlotte St, Macclesfield	13	***	10	0	23
CHE50878	Lloyds - Congleton	55	52	47	44	113
CHE50883	AJ Hodgson T/A London Road pharmacy	17	17	12	18	34
CHE56610	Boots - Grand Junction, Crewe	21	14	13	10	36
CHE57006	Salus Pharmacy - Congleton	19	15	15	27	60
		-	-	-	-	-
		-	-	-	-	-
		-	-	-	-	-
		-	-	-	-	-
		-	-	-	-	-
		-	-	-	-	-
		-	-	-	-	-
		-	-	-	-	-
		-	-	-	-	-
		-	-	-	-	-
		-	-	-	-	-
		-	-	-	-	-
		-	-	-	-	-
		-	-	-	-	-
		-	-	-	-	-
		-	-	-	-	-
		-	-	-	-	-
		-	-	-	-	-
CHE	Cheshire East Local Authority	600	588	544	555	1,336



Number of individuals recorded by services in the Cheshire East Local Authority area during the last four quarterly periods.

ACTIVITY SUMMARY: BY AGENCY

Total activity by type delivered by each agency quarterly and as a total for the full year (rolling 12 month period).

IMS	Brief Interventions					Onward Referrals					Wellbeing/Reviews				
	2016-17 Q1	2016-17 Q2	2016-17 Q3	2016-17 Q4	Year (12 mths)	2016-17 Q1	2016-17 Q2	2016-17 Q3	2016-17 Q4	Year (12 mths)	2016-17 Q1	2016-17 Q2	2016-17 Q3	2016-17 Q4	Year (12 mths)
CHE30029	***	0	***	0	***	0	0	0	0	0	0	0	0	0	0
CHE30030	37	38	11	11	97	0	0	0	0	0	0	0	0	0	0
CHE50022	0	0	0	0	0	0	0	0	0	0	0	0	0	0	0
CHE50175	0	0	0	0	0	0	0	0	0	0	0	0	0	0	0
CHE50340	0	0	0	0	0	0	0	0	0	0	0	0	0	0	0
CHE50632	0	0	0	0	0	0	0	0	0	0	0	0	0	0	0
CHE50803	0	0	0	0	0	0	0	0	0	0	0	0	0	0	0
CHE50805	0	0	0	0	0	0	0	0	0	0	0	0	0	0	0
CHE50816	0	0	0	0	0	0	0	0	0	0	0	0	0	0	0
CHE50819	0	0	0	0	0	0	0	0	0	0	0	0	0	0	0
CHE50822	0	0	0	0	0	0	0	0	0	0	0	0	0	0	0
CHE50840	0	0	0	0	0	0	0	0	0	0	0	0	0	0	0
CHE50849	0	0	0	0	0	0	0	0	0	0	0	0	0	0	0
CHE50874	0	0	0	0	0	0	0	0	0	0	0	0	0	0	0
CHE50876	0	0	0	0	0	0	0	0	0	0	0	0	0	0	0
CHE50877	0	0	0	0	0	0	0	0	0	0	0	0	0	0	0
CHE50878	0	0	0	0	0	0	0	0	0	0	0	0	0	0	0
CHE50883	0	0	0	0	0	0	0	0	0	0	0	0	0	0	0
CHE56610	0	0	0	0	0	0	0	0	0	0	0	0	0	0	0
CHE57006	0	0	0	0	0	0	0	0	0	0	0	0	0	0	0
	-	-	-	-	-	-	-	-	-	-	-	-	-	-	-
	-	-	-	-	-	-	-	-	-	-	-	-	-	-	-
	-	-	-	-	-	-	-	-	-	-	-	-	-	-	-
	-	-	-	-	-	-	-	-	-	-	-	-	-	-	-
	-	-	-	-	-	-	-	-	-	-	-	-	-	-	-
	-	-	-	-	-	-	-	-	-	-	-	-	-	-	-
	-	-	-	-	-	-	-	-	-	-	-	-	-	-	-
	-	-	-	-	-	-	-	-	-	-	-	-	-	-	-
	-	-	-	-	-	-	-	-	-	-	-	-	-	-	-
	-	-	-	-	-	-	-	-	-	-	-	-	-	-	-
	-	-	-	-	-	-	-	-	-	-	-	-	-	-	-
	-	-	-	-	-	-	-	-	-	-	-	-	-	-	-
	-	-	-	-	-	-	-	-	-	-	-	-	-	-	-
	-	-	-	-	-	-	-	-	-	-	-	-	-	-	-
	-	-	-	-	-	-	-	-	-	-	-	-	-	-	-
	-	-	-	-	-	-	-	-	-	-	-	-	-	-	-
	-	-	-	-	-	-	-	-	-	-	-	-	-	-	-
CHE	38	38	12	11	99	0	0	0	0	0	0	0	0	0	0




99 Number of brief interventions delivered to clients in the Cheshire East Local Authority area this year

That equates to an average of 0.07 interventions per person

ACTIVITY SUMMARY: BY AGENCY

Total activity by type delivered by each agency quarterly and as a total for the current year to date.

IMS	Syringe Exchange Transactions					Syringe Exchange Returns					Returns Rate				
	2016-17 Q1	2016-17 Q2	2016-17 Q3	2016-17 Q4	Year (12 mths)	2016-17 Q1	2016-17 Q2	2016-17 Q3	2016-17 Q4	Year (12 mths)	2016-17 Q1	2016-17 Q2	2016-17 Q3	2016-17 Q4	Year (12 mths)
CHE30029	288	288	234	216	1,026	66	84	86	76	312	23%	29%	37%	35%	30%
CHE30030	89	105	71	73	338	15	18	14	7	54	17%	17%	20%	10%	16%
CHE50022	5	0	0	0	5	***	0	0	0	***	60%	-	-	-	60%
CHE50175	143	142	123	168	576	74	62	56	53	245	52%	44%	46%	32%	43%
CHE50340	32	49	42	0	123	8	8	7	0	23	25%	16%	17%	-	19%
CHE50632	106	52	66	89	313	66	43	55	69	233	62%	83%	83%	78%	74%
CHE50803	18	22	9	11	60	16	17	***	6	43	89%	77%	44%	55%	72%
CHE50805	6	7	10	18	41	0	0	***	***	5	0%	0%	10%	22%	12%
CHE50816	96	86	65	81	328	11	7	9	51	78	11%	8%	14%	63%	24%
CHE50819	0	0	0	0	0	0	0	0	0	0	-	-	-	-	-
CHE50822	449	357	380	428	1,614	12	123	15	9	159	3%	34%	4%	2%	10%
CHE50840	374	345	541	381	1,641	167	171	258	200	796	45%	50%	48%	52%	49%
CHE50849	26	27	33	89	175	6	***	6	19	33	23%	7%	18%	21%	19%
CHE50874	0	57	150	133	340	0	8	14	15	37	-	14%	9%	11%	11%
CHE50876	***	0	0	0	***	***	0	0	0	***	100%	-	-	-	100%
CHE50877	13	***	10	0	26	5	***	5	0	12	38%	67%	50%	-	46%
CHE50878	92	90	87	73	342	52	46	32	32	162	57%	51%	37%	44%	47%
CHE50883	98	94	90	126	408	27	26	26	36	115	28%	28%	29%	29%	28%
CHE56610	48	45	26	22	141	***	***	***	***	15	8%	9%	15%	14%	11%
CHE57006	34	35	40	62	171	24	27	36	50	137	71%	77%	90%	81%	80%
-	-	-	-	-	-	-	-	-	-	-	-	-	-	-	-
-	-	-	-	-	-	-	-	-	-	-	-	-	-	-	-
-	-	-	-	-	-	-	-	-	-	-	-	-	-	-	-
-	-	-	-	-	-	-	-	-	-	-	-	-	-	-	-
-	-	-	-	-	-	-	-	-	-	-	-	-	-	-	-
-	-	-	-	-	-	-	-	-	-	-	-	-	-	-	-
-	-	-	-	-	-	-	-	-	-	-	-	-	-	-	-
-	-	-	-	-	-	-	-	-	-	-	-	-	-	-	-
-	-	-	-	-	-	-	-	-	-	-	-	-	-	-	-
-	-	-	-	-	-	-	-	-	-	-	-	-	-	-	-
-	-	-	-	-	-	-	-	-	-	-	-	-	-	-	-
CHE	1,918	1,804	1,977	1,970	7,669	557	648	628	630	2,463	29%	36%	32%	32%	32%



Number of syringe exchange transactions by clients in the Cheshire East Local Authority area this year

There were 2,463 equipment returns were recorded
A ratio of 1 return to every 3.1 syringe exchange visits

CLIENT REVIEW DATA: BY AGENCY

CLIENTS WITH ASSESSMENT COMPLETED:

The number and percentage of individuals who have any of the assessment data items completed, shown for each of the last four quarters and for the full year (rolling 12 month period).

IMS	Agencies	2016-17 Q1		2016-17 Q2		2016-17 Q3		2016-17 Q4		Full Year (rolling 12 mths)	
		n	%	n	%	n	%	n	%	n	%
CHE30029	Catherine House, Crewe	159	73%	141	68%	111	69%	114	72%	307	62%
CHE30030	Barnabas Centre, Macclesfield	19	28%	19	26%	22	41%	14	25%	40	23%
CHE50022	Boots - Nantwich	0	-	0	-	0	-	0	-	0	-
CHE50175	Clear Pharmacy - Crewe	33	48%	36	48%	32	47%	40	49%	56	41%
CHE50340	Andrews Pharmacy - Macclesfield	***	80%	9	90%	8	89%	0	-	12	80%
CHE50632	Rowlands - Middlewich	10	59%	7	70%	10	83%	10	91%	15	65%
CHE50803	Boots - Sandbach	***	40%	***	40%	***	50%	***	50%	***	40%
CHE50805	Mannings Chemist, Knutsford	***	20%	0	-	***	20%	***	20%	***	17%
CHE50816	Well (224193) - Park Lane, Maccle	29	91%	20	77%	13	87%	22	100%	48	83%
CHE50819	Well (224537) - Handforth	0	-	0	-	0	-	0	-	0	-
CHE50822	Well (223032) - Sunderland St, Macclesf	50	61%	46	74%	54	67%	76	92%	102	61%
CHE50840	Assan Pharmacy Ltd T/A Cohens Chemist	54	78%	47	64%	60	61%	51	72%	89	59%
CHE50849	The Weston Pharmacy (R H Swinn Ltd)	5	56%	8	73%	6	67%	15	79%	21	70%
CHE50874	Lloyds - Lawton Road, Stoke	0	-	10	63%	28	80%	29	100%	47	80%
CHE50876	Lloyds - Wilmslow	***	100%	0	-	0	-	0	-	***	100%
CHE50877	Lloyds - Charlotte St, Macclesfield	***	31%	***	33%	6	60%	0	-	8	35%
CHE50878	Lloyds - Congleton	46	84%	41	79%	41	87%	44	100%	91	81%
CHE50883	AJ Hodgson T/A London Road pharmacy	14	82%	12	71%	11	92%	15	83%	24	71%
CHE56610	Boots - Grand Junction, Crewe	13	62%	8	57%	11	85%	8	80%	23	64%
CHE57006	Salus Pharmacy - Congleton	0	-	0	-	0	-	0	-	0	-
		-	-	-	-	-	-	-	-	-	-
		-	-	-	-	-	-	-	-	-	-
		-	-	-	-	-	-	-	-	-	-
		-	-	-	-	-	-	-	-	-	-
		-	-	-	-	-	-	-	-	-	-
		-	-	-	-	-	-	-	-	-	-
		-	-	-	-	-	-	-	-	-	-
		-	-	-	-	-	-	-	-	-	-
		-	-	-	-	-	-	-	-	-	-
		-	-	-	-	-	-	-	-	-	-
		-	-	-	-	-	-	-	-	-	-
		-	-	-	-	-	-	-	-	-	-
		-	-	-	-	-	-	-	-	-	-
CHE	Cheshire East Local Authority	393	66%	360	61%	354	65%	392	71%	766	57%

CLIENT REVIEW DATA: BY AGENCY

CLIENTS WITH ASSESSMENT COMPLETED: (FULL YEAR)

The number and percentage of individuals who have the stated assessment data item completed, shown for the full year (rolling 12 month period).

IMS	Agencies	Main Substance		Accommodation Status		Employment Status		Parental Status		Disability		Postcode	
		n	%	n	%	n	%	n	%	n	%	n	%
CHE30029	Catherine House, Crewe	307	62%	103	21%	-	-	-	-	16	3%	252	51%
CHE30030	Barnabas Centre, Macclesfield	40	23%	6	3%	***	2%	***	2%	***	2%	14	8%
CHE50022	Boots - Nantwich	-	-	-	-	-	-	-	-	-	-	-	-
CHE50175	Clear Pharmacy - Crewe	-	-	-	-	-	-	-	-	-	-	56	41%
CHE50340	Andrews Pharmacy - Macclesfield	-	-	-	-	-	-	-	-	-	-	12	80%
CHE50632	Rowlands - Middlewich	-	-	-	-	-	-	-	-	-	-	15	65%
CHE50803	Boots - Sandbach	-	-	-	-	-	-	-	-	-	-	***	40%
CHE50805	Mannings Chemist, Knutsford	-	-	-	-	-	-	-	-	-	-	***	17%
CHE50816	Well (224193) - Park Lane, Maccle	-	-	-	-	-	-	-	-	-	-	48	83%
CHE50819	Well (224537) - Handforth	-	-	-	-	-	-	-	-	-	-	-	-
CHE50822	Well (223032) - Sunderland St, Macclesf	-	-	-	-	-	-	-	-	-	-	102	61%
CHE50840	Assan Pharmacy Ltd T/A Cohens Chemist	-	-	-	-	-	-	-	-	-	-	89	59%
CHE50849	The Weston Pharmacy (R H Swinn Ltd)	-	-	-	-	-	-	-	-	-	-	21	70%
CHE50874	Lloyds - Lawton Road, Stoke	-	-	-	-	-	-	-	-	-	-	47	80%
CHE50876	Lloyds - Wilmslow	-	-	-	-	-	-	-	-	-	-	***	100%
CHE50877	Lloyds - Charlotte St, Macclesfield	-	-	-	-	-	-	-	-	-	-	8	35%
CHE50878	Lloyds - Congleton	-	-	-	-	-	-	-	-	-	-	91	81%
CHE50883	AJ Hodgson T/A London Road pharmacy	-	-	-	-	-	-	-	-	-	-	24	71%
CHE56610	Boots - Grand Junction, Crewe	-	-	-	-	-	-	-	-	-	-	23	64%
CHE57006	Salus Pharmacy - Congleton	-	-	-	-	-	-	-	-	-	-	-	-
		-	-	-	-	-	-	-	-	-	-	-	-
		-	-	-	-	-	-	-	-	-	-	-	-
		-	-	-	-	-	-	-	-	-	-	-	-
		-	-	-	-	-	-	-	-	-	-	-	-
		-	-	-	-	-	-	-	-	-	-	-	-
		-	-	-	-	-	-	-	-	-	-	-	-
		-	-	-	-	-	-	-	-	-	-	-	-
		-	-	-	-	-	-	-	-	-	-	-	-
		-	-	-	-	-	-	-	-	-	-	-	-
		-	-	-	-	-	-	-	-	-	-	-	-
		-	-	-	-	-	-	-	-	-	-	-	-
		-	-	-	-	-	-	-	-	-	-	-	-
		-	-	-	-	-	-	-	-	-	-	-	-
		-	-	-	-	-	-	-	-	-	-	-	-
CHE	Cheshire East Local Authority	347	26%	109	8%	***	0%	***	0%	19	1%	693	52%

CLIENT REVIEW DATA: BY AGENCY

CLIENTS WITH ASSESSMENT COMPLETED: (LAST QUARTER)

The number and percentage of individuals seen in the last quarter (2016-17 Q4) who have the stated assessment data item completed.

IMS	Agencies	Main Substance		Accommodation Status		Employment Status		Parental Status		Disability		Postcode	
		n	%	n	%	n	%	n	%	n	%	n	%
CHE30029	Catherine House, Crewe	114	72%	33	21%	-	-	-	-	9	6%	94	59%
CHE30030	Barnabas Centre, Macclesfield	14	25%	***	7%	***	2%	***	2%	***	2%	7	12%
CHE50022	Boots - Nantwich	-	-	-	-	-	-	-	-	-	-	-	-
CHE50175	Clear Pharmacy - Crewe	-	-	-	-	-	-	-	-	-	-	40	49%
CHE50340	Andrews Pharmacy - Macclesfield	-	-	-	-	-	-	-	-	-	-	-	-
CHE50632	Rowlands - Middlewich	-	-	-	-	-	-	-	-	-	-	10	91%
CHE50803	Boots - Sandbach	-	-	-	-	-	-	-	-	-	-	***	50%
CHE50805	Mannings Chemist, Knutsford	-	-	-	-	-	-	-	-	-	-	***	20%
CHE50816	Well (224193) - Park Lane, Maccle	-	-	-	-	-	-	-	-	-	-	22	100%
CHE50819	Well (224537) - Handforth	-	-	-	-	-	-	-	-	-	-	-	-
CHE50822	Well (223032) - Sunderland St, Macclesf	-	-	-	-	-	-	-	-	-	-	76	92%
CHE50840	Assan Pharmacy Ltd T/A Cohens Chemist	-	-	-	-	-	-	-	-	-	-	51	72%
CHE50849	The Weston Pharmacy (R H Swinn Ltd)	-	-	-	-	-	-	-	-	-	-	15	79%
CHE50874	Lloyds - Lawton Road, Stoke	-	-	-	-	-	-	-	-	-	-	29	100%
CHE50876	Lloyds - Wilmslow	-	-	-	-	-	-	-	-	-	-	-	-
CHE50877	Lloyds - Charlotte St, Macclesfield	-	-	-	-	-	-	-	-	-	-	-	-
CHE50878	Lloyds - Congleton	-	-	-	-	-	-	-	-	-	-	44	100%
CHE50883	AJ Hodgson T/A London Road pharmacy	-	-	-	-	-	-	-	-	-	-	15	83%
CHE56610	Boots - Grand Junction, Crewe	-	-	-	-	-	-	-	-	-	-	8	80%
CHE57006	Salus Pharmacy - Congleton	-	-	-	-	-	-	-	-	-	-	-	-
		-	-	-	-	-	-	-	-	-	-	-	-
		-	-	-	-	-	-	-	-	-	-	-	-
		-	-	-	-	-	-	-	-	-	-	-	-
		-	-	-	-	-	-	-	-	-	-	-	-
		-	-	-	-	-	-	-	-	-	-	-	-
		-	-	-	-	-	-	-	-	-	-	-	-
		-	-	-	-	-	-	-	-	-	-	-	-
		-	-	-	-	-	-	-	-	-	-	-	-
		-	-	-	-	-	-	-	-	-	-	-	-
		-	-	-	-	-	-	-	-	-	-	-	-
		-	-	-	-	-	-	-	-	-	-	-	-
		-	-	-	-	-	-	-	-	-	-	-	-
		-	-	-	-	-	-	-	-	-	-	-	-
CHE	Cheshire East Local Authority	128	23%	37	7%	***	0%	***	0%	10	2%	368	66%

Clients seen: a count of unique clients who have any one of the following activities recorded within the stated period – brief intervention, onward referral, wellbeing review, syringe exchange transaction, syringe return transaction.

Activity summary: a count of each activity recorded quarterly and for the last year (12 months).

Clients with assessment: the number and percentage of clients seen within the stated period who have ever had an assessment completed.

Assessment data items: the number and percentage of clients seen within the stated period who have ever had the specified data item recorded, this excludes any 'Not Known' responses.

Client and Activity Counts: Red less than ½ quarterly average, Green greater than 1½ times the quarterly average for the agency.

Returns rate: Red below 20% Green over 70%

Data items: Red below 40% Amber between 40 – 70% Green over 70%

The figures shown for Year /12 months are for the last 4 quarters, rather than the current year to date, this is to allow comparison of yearly figures between different reporting periods.

Report prepared by the PHI Monitoring Team,
Public Health Institute, Liverpool John Moores University,
Henry Cotton Building, 15-21 Webster Street, Liverpool,
L3 2ET. Tel: (0151) 231 4314.
<http://ims.ljmu.ac.uk/info>
www.twitter.com/phi_ims

