

INTRODUCTION:


Issue: 1 Updated: 17/10/2019

This activity & data quality report is designed to accompany the quarterly IMS monitoring report. The information in this report is shown for each service and as a total for the local authority area. The sections of this report show both the consistency in the number of clients and volume of activity that is entered into IMS each quarter, and the number and data quality of assessments that are completed for the clients that are seen.

If you have any questions about your data, need help or more information please do contact us <https://ims.ljmu.ac.uk/contact>

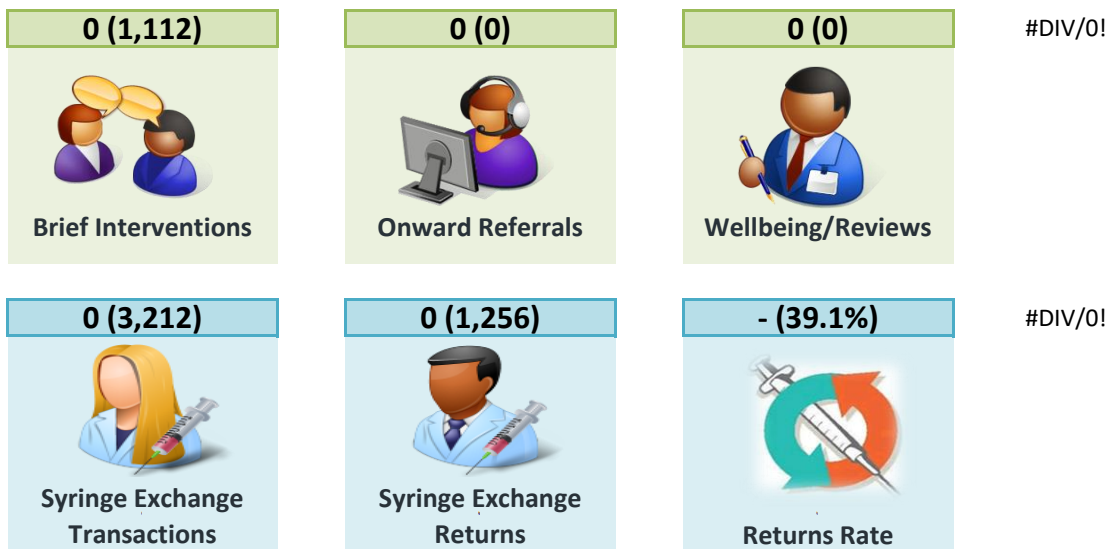
| Contents | | | |
|----------------------------|-----|--------------------------|-----|
| Count of individuals | p.2 | Clients with assessment | p.5 |
| Count of activity recorded | p.3 | Assessment data items | p.6 |
| | | Data notes & methodology | p.8 |

TOTAL CLIENTS SEEN: CHESHIRE WEST & CHESTER




* Summary figures where shown in brackets are for a full year / 12 month period

ACTIVITY RECORDED: CHESHIRE WEST & CHESTER



ASSESSMENT DATA ITEMS: IMS DATA QUALITY REPORT

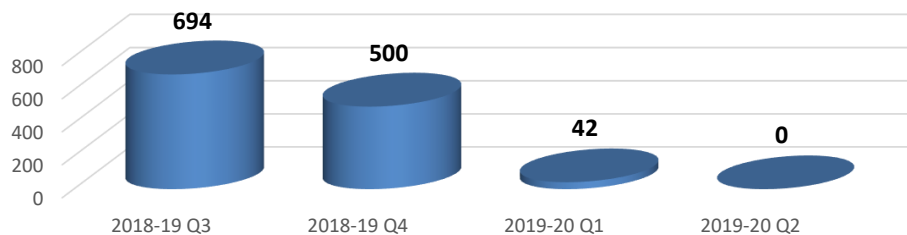


CLIENTS SUMMARY: BY AGENCY

NUMBER OF INDIVIDUALS RECORDED QUARTERLY:

The number of individuals reported by each agency quarterly, and the total number of individuals seen over the last four quarters (rolling 12 months). The local authority figures are the total unique individuals.

| IMS | Agencies | 2018-19 Q3 | 2018-19 Q4 | 2019-20 Q1 | 2019-20 Q2 | Full Year (rolling 12 mths) |
|----------|---|------------|------------|------------|------------|--------------------------------|
| CHW30027 | Aqua House, Chester | 126 | 119 | 0 | 0 | 200 |
| CHW30028 | Unity House, Ellesmere Port | 210 | 92 | 0 | 0 | 260 |
| CHW30045 | Old Council House, Northwich | 115 | 132 | 0 | 0 | 198 |
| CHW50016 | Boots - Foregate St, Chester | 131 | 86 | 39 | 0 | 208 |
| CHW50254 | J Cubbin & Sons Ltd | *** | 0 | 0 | 0 | *** |
| CHW53023 | L Rowland & Co (Retail) Ltd - Ellesmere | 0 | 5 | 0 | 0 | 5 |
| CHW50875 | Lloyds - Middlewich Road, Northwich | 14 | 6 | 0 | 0 | 14 |
| CHW50801 | Lloyds - Old Chester Rd, Ellesmere | 12 | 12 | 0 | 0 | 17 |
| CHW50879 | Lloyds - Sainsburys Northwich | *** | 8 | 0 | 0 | 10 |
| CHW50628 | Lloyds - Weaverham, Northwich | 7 | 8 | 0 | 0 | 10 |
| CHW59169 | Owen's Pharmacy Saltney | 0 | 0 | 0 | 0 | 0 |
| CHW50258 | Pondas Chemist, Winsford | 21 | 14 | 0 | 0 | 22 |
| CHW53043 | Superdrug - Northgate St, Chester | 76 | 29 | 0 | 0 | 82 |
| CHW50377 | Swettenham Chemist - Blacon | 42 | 42 | *** | 0 | 61 |
| CHW50833 | Well (228520) - Fountains Health | 22 | 0 | 0 | 0 | 22 |
| CHW53064 | Well (228534) - Ellesmere Port | 0 | 0 | 0 | 0 | 0 |
| CHW50462 | Well (228547) - Northwich | 0 | 0 | 0 | 0 | 0 |
| CHW59170 | Westminster Park, T/A Salrook He | 0 | 0 | 0 | 0 | 0 |
| | | - | - | - | - | - |
| | | - | - | - | - | - |
| | | - | - | - | - | - |
| | | - | - | - | - | - |
| | | - | - | - | - | - |
| | | - | - | - | - | - |
| | | - | - | - | - | - |
| | | - | - | - | - | - |
| | | - | - | - | - | - |
| | | - | - | - | - | - |
| | | - | - | - | - | - |
| | | - | - | - | - | - |
| CHW | Cheshire West and Chester LA | 694 | 500 | 42 | 0 | 981 |



Number of individuals recorded by services in the Cheshire West and Chester LA area during the last four quarterly periods.

ACTIVITY SUMMARY: BY AGENCY

Total activity by type delivered by each agency quarterly and as a total for the full year (rolling 12 month period).

| IMS | Brief Interventions | | | | | Onward Referrals | | | | | Wellbeing/Reviews | | | | |
|----------|---------------------|------------|------------|------------|----------------|------------------|------------|------------|------------|----------------|-------------------|------------|------------|------------|----------------|
| | 2018-19 Q3 | 2018-19 Q4 | 2019-20 Q1 | 2019-20 Q2 | Year (12 mths) | 2018-19 Q3 | 2018-19 Q4 | 2019-20 Q1 | 2019-20 Q2 | Year (12 mths) | 2018-19 Q3 | 2018-19 Q4 | 2019-20 Q1 | 2019-20 Q2 | Year (12 mths) |
| CHW30027 | 289 | 182 | 0 | 0 | 471 | 0 | 0 | 0 | 0 | 0 | 0 | 0 | 0 | 0 | 0 |
| CHW30028 | 269 | 92 | 0 | 0 | 361 | 0 | 0 | 0 | 0 | 0 | 0 | 0 | 0 | 0 | 0 |
| CHW30045 | 185 | 95 | 0 | 0 | 280 | 0 | 0 | 0 | 0 | 0 | 0 | 0 | 0 | 0 | 0 |
| CHW50016 | 0 | 0 | 0 | 0 | 0 | 0 | 0 | 0 | 0 | 0 | 0 | 0 | 0 | 0 | 0 |
| CHW50254 | 0 | 0 | 0 | 0 | 0 | 0 | 0 | 0 | 0 | 0 | 0 | 0 | 0 | 0 | 0 |
| CHW53023 | 0 | 0 | 0 | 0 | 0 | 0 | 0 | 0 | 0 | 0 | 0 | 0 | 0 | 0 | 0 |
| CHW50875 | 0 | 0 | 0 | 0 | 0 | 0 | 0 | 0 | 0 | 0 | 0 | 0 | 0 | 0 | 0 |
| CHW50801 | 0 | 0 | 0 | 0 | 0 | 0 | 0 | 0 | 0 | 0 | 0 | 0 | 0 | 0 | 0 |
| CHW50879 | 0 | 0 | 0 | 0 | 0 | 0 | 0 | 0 | 0 | 0 | 0 | 0 | 0 | 0 | 0 |
| CHW50628 | 0 | 0 | 0 | 0 | 0 | 0 | 0 | 0 | 0 | 0 | 0 | 0 | 0 | 0 | 0 |
| CHW59169 | 0 | 0 | 0 | 0 | 0 | 0 | 0 | 0 | 0 | 0 | 0 | 0 | 0 | 0 | 0 |
| CHW50258 | 0 | 0 | 0 | 0 | 0 | 0 | 0 | 0 | 0 | 0 | 0 | 0 | 0 | 0 | 0 |
| CHW53043 | 0 | 0 | 0 | 0 | 0 | 0 | 0 | 0 | 0 | 0 | 0 | 0 | 0 | 0 | 0 |
| CHW50377 | 0 | 0 | 0 | 0 | 0 | 0 | 0 | 0 | 0 | 0 | 0 | 0 | 0 | 0 | 0 |
| CHW50833 | 0 | 0 | 0 | 0 | 0 | 0 | 0 | 0 | 0 | 0 | 0 | 0 | 0 | 0 | 0 |
| CHW53064 | 0 | 0 | 0 | 0 | 0 | 0 | 0 | 0 | 0 | 0 | 0 | 0 | 0 | 0 | 0 |
| CHW50462 | 0 | 0 | 0 | 0 | 0 | 0 | 0 | 0 | 0 | 0 | 0 | 0 | 0 | 0 | 0 |
| CHW59170 | 0 | 0 | 0 | 0 | 0 | 0 | 0 | 0 | 0 | 0 | 0 | 0 | 0 | 0 | 0 |
| | - | - | - | - | - | - | - | - | - | - | - | - | - | - | - |
| | - | - | - | - | - | - | - | - | - | - | - | - | - | - | - |
| | - | - | - | - | - | - | - | - | - | - | - | - | - | - | - |
| | - | - | - | - | - | - | - | - | - | - | - | - | - | - | - |
| | - | - | - | - | - | - | - | - | - | - | - | - | - | - | - |
| | - | - | - | - | - | - | - | - | - | - | - | - | - | - | - |
| | - | - | - | - | - | - | - | - | - | - | - | - | - | - | - |
| | - | - | - | - | - | - | - | - | - | - | - | - | - | - | - |
| | - | - | - | - | - | - | - | - | - | - | - | - | - | - | - |
| | - | - | - | - | - | - | - | - | - | - | - | - | - | - | - |
| | - | - | - | - | - | - | - | - | - | - | - | - | - | - | - |
| | - | - | - | - | - | - | - | - | - | - | - | - | - | - | - |
| | - | - | - | - | - | - | - | - | - | - | - | - | - | - | - |
| | - | - | - | - | - | - | - | - | - | - | - | - | - | - | - |
| | - | - | - | - | - | - | - | - | - | - | - | - | - | - | - |
| | - | - | - | - | - | - | - | - | - | - | - | - | - | - | - |
| | - | - | - | - | - | - | - | - | - | - | - | - | - | - | - |
| | - | - | - | - | - | - | - | - | - | - | - | - | - | - | - |
| | - | - | - | - | - | - | - | - | - | - | - | - | - | - | - |
| CHW | 743 | 369 | 0 | 0 | 1,112 | 0 | 0 | 0 | 0 | 0 | 0 | 0 | 0 | 0 | 0 |



1,112


Number of brief interventions delivered to clients in the Cheshire West and Chester LA area this year

That equates to an average of 1.13 interventions per person

ACTIVITY SUMMARY: BY AGENCY

Total activity by type delivered by each agency quarterly and as a total for the current year to date.

| IMS | Syringe Exchange Transactions | | | | | Syringe Exchange Returns | | | | | Returns Rate | | | | |
|----------|-------------------------------|------------|------------|------------|----------------|--------------------------|------------|------------|------------|----------------|--------------|------------|------------|------------|----------------|
| | 2018-19 Q3 | 2018-19 Q4 | 2019-20 Q1 | 2019-20 Q2 | Year (12 mths) | 2018-19 Q3 | 2018-19 Q4 | 2019-20 Q1 | 2019-20 Q2 | Year (12 mths) | 2018-19 Q3 | 2018-19 Q4 | 2019-20 Q1 | 2019-20 Q2 | Year (12 mths) |
| CHW30027 | 196 | 159 | 0 | 0 | 355 | 56 | 67 | 0 | 0 | 123 | 29% | 42% | - | - | 35% |
| CHW30028 | 391 | 127 | 0 | 0 | 518 | 165 | 69 | 0 | 0 | 234 | 42% | 54% | - | - | 45% |
| CHW30045 | 303 | 253 | 0 | 0 | 556 | 38 | 46 | 0 | 0 | 84 | 13% | 18% | - | - | 15% |
| CHW50016 | 291 | 165 | 55 | 0 | 511 | 171 | 103 | 36 | 0 | 310 | 59% | 62% | 65% | - | 61% |
| CHW50254 | *** | 0 | 0 | 0 | *** | 0 | 0 | 0 | 0 | 0 | 0% | - | - | - | 0% |
| CHW53023 | 0 | 8 | 0 | 0 | 8 | 0 | 6 | 0 | 0 | 6 | - | 75% | - | - | 75% |
| CHW50875 | 116 | 65 | 0 | 0 | 181 | 8 | *** | 0 | 0 | 10 | 7% | 3% | - | - | 6% |
| CHW50801 | 51 | 52 | 0 | 0 | 103 | 27 | 21 | 0 | 0 | 48 | 53% | 40% | - | - | 47% |
| CHW50879 | 9 | 13 | 0 | 0 | 22 | *** | 0 | 0 | 0 | *** | 22% | 0% | - | - | 9% |
| CHW50628 | 48 | 53 | 0 | 0 | 101 | *** | *** | 0 | 0 | 5 | 6% | 4% | - | - | 5% |
| CHW59169 | 0 | 0 | 0 | 0 | 0 | 0 | 0 | 0 | 0 | 0 | - | - | - | - | - |
| CHW50258 | 75 | 84 | 0 | 0 | 159 | 20 | 39 | 0 | 0 | 59 | 27% | 46% | - | - | 37% |
| CHW53043 | 266 | 57 | 0 | 0 | 323 | 128 | 27 | 0 | 0 | 155 | 48% | 47% | - | - | 48% |
| CHW50377 | 192 | 144 | *** | 0 | 340 | 122 | 76 | *** | 0 | 200 | 64% | 53% | 50% | - | 59% |
| CHW50833 | 34 | 0 | 0 | 0 | 34 | 20 | 0 | 0 | 0 | 20 | 59% | - | - | - | 59% |
| CHW53064 | 0 | 0 | 0 | 0 | 0 | 0 | 0 | 0 | 0 | 0 | - | - | - | - | - |
| CHW50462 | 0 | 0 | 0 | 0 | 0 | 0 | 0 | 0 | 0 | 0 | - | - | - | - | - |
| CHW59170 | 0 | 0 | 0 | 0 | 0 | 0 | 0 | 0 | 0 | 0 | - | - | - | - | - |
| - | - | - | - | - | - | - | - | - | - | - | - | - | - | - | - |
| - | - | - | - | - | - | - | - | - | - | - | - | - | - | - | - |
| - | - | - | - | - | - | - | - | - | - | - | - | - | - | - | - |
| - | - | - | - | - | - | - | - | - | - | - | - | - | - | - | - |
| - | - | - | - | - | - | - | - | - | - | - | - | - | - | - | - |
| - | - | - | - | - | - | - | - | - | - | - | - | - | - | - | - |
| - | - | - | - | - | - | - | - | - | - | - | - | - | - | - | - |
| - | - | - | - | - | - | - | - | - | - | - | - | - | - | - | - |
| - | - | - | - | - | - | - | - | - | - | - | - | - | - | - | - |
| - | - | - | - | - | - | - | - | - | - | - | - | - | - | - | - |
| - | - | - | - | - | - | - | - | - | - | - | - | - | - | - | - |
| - | - | - | - | - | - | - | - | - | - | - | - | - | - | - | - |
| - | - | - | - | - | - | - | - | - | - | - | - | - | - | - | - |
| - | - | - | - | - | - | - | - | - | - | - | - | - | - | - | - |
| - | - | - | - | - | - | - | - | - | - | - | - | - | - | - | - |
| - | - | - | - | - | - | - | - | - | - | - | - | - | - | - | - |
| - | - | - | - | - | - | - | - | - | - | - | - | - | - | - | - |
| - | - | - | - | - | - | - | - | - | - | - | - | - | - | - | - |
| - | - | - | - | - | - | - | - | - | - | - | - | - | - | - | - |
| - | - | - | - | - | - | - | - | - | - | - | - | - | - | - | - |
| CHW | 1,973 | 1,180 | 59 | 0 | 3,212 | 760 | 458 | 38 | 0 | 1,256 | 39% | 39% | 64% | - | 39% |



3,212 Number of syringe exchange transactions by clients in the Cheshire West and Chester LA area this year

There were 1,256 equipment returns recorded. A ratio of 1 return to every 2.6 syringe exchange visits.

CLIENT REVIEW DATA: BY AGENCY

CLIENTS WITH ASSESSMENT COMPLETED:

The number and percentage of individuals who have any of the assessment data items completed, shown for each of the last four quarters and for the full year (rolling 12 month period).

| IMS | Agencies | 2018-19 Q3 | | 2018-19 Q4 | | 2019-20 Q1 | | 2019-20 Q2 | | Full Year (rolling 12 mths) | |
|----------|---|------------|------|------------|------|------------|-----|------------|---|--------------------------------|------|
| | | n | % | n | % | n | % | n | % | n | % |
| CHW30027 | Aqua House, Chester | 68 | 54% | 57 | 48% | 0 | - | 0 | - | 95 | 48% |
| CHW30028 | Unity House, Ellesmere Port | 122 | 58% | 55 | 60% | 0 | - | 0 | - | 147 | 57% |
| CHW30045 | Old Council House, Northwich | 69 | 60% | 74 | 56% | 0 | - | 0 | - | 103 | 52% |
| CHW50016 | Boots - Foregate St, Chester | 0 | - | 0 | - | 0 | - | 0 | - | 0 | - |
| CHW50254 | J Cubbin & Sons Ltd | *** | 100% | 0 | - | 0 | - | 0 | - | *** | 100% |
| CHW53023 | L Rowland & Co (Retail) Ltd - Ellesmere | 0 | - | 0 | - | 0 | - | 0 | - | 0 | - |
| CHW50875 | Lloyds - Middlewich Road, Northwich | 8 | 57% | 5 | 83% | 0 | - | 0 | - | 8 | 57% |
| CHW50801 | Lloyds - Old Chester Rd, Ellesmere | 12 | 100% | 9 | 75% | 0 | - | 0 | - | 14 | 82% |
| CHW50879 | Lloyds - Sainsburys Northwich | *** | 100% | 8 | 100% | 0 | - | 0 | - | 10 | 100% |
| CHW50628 | Lloyds - Weaverham, Northwich | 6 | 86% | 8 | 100% | 0 | - | 0 | - | 9 | 90% |
| CHW59169 | Owen's Pharmacy Saltney | 0 | - | 0 | - | 0 | - | 0 | - | 0 | - |
| CHW50258 | Pondas Chemist, Winsford | 16 | 76% | 10 | 71% | 0 | - | 0 | - | 16 | 73% |
| CHW53043 | Superdrug - Northgate St, Chester | *** | 1% | *** | 3% | 0 | - | 0 | - | *** | 1% |
| CHW50377 | Swettenham Chemist - Blacon | 26 | 62% | 26 | 62% | *** | 75% | 0 | - | 39 | 64% |
| CHW50833 | Well (228520) - Fountains Health | 8 | 36% | 0 | - | 0 | - | 0 | - | 8 | 36% |
| CHW53064 | Well (228534) - Ellesmere Port | 0 | - | 0 | - | 0 | - | 0 | - | 0 | - |
| CHW50462 | Well (228547) - Northwich | 0 | - | 0 | - | 0 | - | 0 | - | 0 | - |
| CHW59170 | Westminster Park, T/A Salrook He | 0 | - | 0 | - | 0 | - | 0 | - | 0 | - |
| | | - | - | - | - | - | - | - | - | - | - |
| | | - | - | - | - | - | - | - | - | - | - |
| | | - | - | - | - | - | - | - | - | - | - |
| | | - | - | - | - | - | - | - | - | - | - |
| | | - | - | - | - | - | - | - | - | - | - |
| | | - | - | - | - | - | - | - | - | - | - |
| | | - | - | - | - | - | - | - | - | - | - |
| | | - | - | - | - | - | - | - | - | - | - |
| | | - | - | - | - | - | - | - | - | - | - |
| | | - | - | - | - | - | - | - | - | - | - |
| | | - | - | - | - | - | - | - | - | - | - |
| | | - | - | - | - | - | - | - | - | - | - |
| | | - | - | - | - | - | - | - | - | - | - |
| | | - | - | - | - | - | - | - | - | - | - |
| | | - | - | - | - | - | - | - | - | - | - |
| | | - | - | - | - | - | - | - | - | - | - |
| | | - | - | - | - | - | - | - | - | - | - |
| | | - | - | - | - | - | - | - | - | - | - |
| CHW | Cheshire West and Chester LA | 328 | 47% | 240 | 48% | *** | 7% | 0 | - | 427 | 44% |

CLIENT REVIEW DATA: BY AGENCY

CLIENTS WITH ASSESSMENT COMPLETED: (FULL YEAR)

The number and percentage of individuals who have the stated assessment data item completed, shown for the full year (rolling 12 month period).

| IMS | Agencies | Main Substance | | Accommodation Status | | Employment Status | | Parental Status | | Disability | | Postcode | |
|----------|---|----------------|-----|----------------------|-----|-------------------|-----|-----------------|-----|------------|-----|----------|------|
| | | n | % | n | % | n | % | n | % | n | % | n | % |
| CHW30027 | Aqua House, Chester | 95 | 48% | 37 | 19% | 36 | 18% | 34 | 17% | 35 | 18% | 41 | 21% |
| CHW30028 | Unity House, Ellesmere Port | 147 | 57% | 9 | 3% | 7 | 3% | 6 | 2% | 9 | 3% | 113 | 43% |
| CHW30045 | Old Council House, Northwich | 103 | 52% | 48 | 24% | 53 | 27% | 46 | 23% | 38 | 19% | 75 | 38% |
| CHW50016 | Boots - Foregate St, Chester | - | - | - | - | - | - | - | - | - | - | - | - |
| CHW50254 | J Cubbin & Sons Ltd | - | - | - | - | - | - | - | - | - | - | *** | 100% |
| CHW53023 | L Rowland & Co (Retail) Ltd - Ellesmere | - | - | - | - | - | - | - | - | - | - | - | - |
| CHW50875 | Lloyds - Middlewich Road, Northwich | - | - | - | - | - | - | - | - | - | - | 8 | 57% |
| CHW50801 | Lloyds - Old Chester Rd, Ellesmere | - | - | - | - | - | - | - | - | - | - | 14 | 82% |
| CHW50879 | Lloyds - Sainsburys Northwich | - | - | - | - | - | - | - | - | - | - | 10 | 100% |
| CHW50628 | Lloyds - Weaverham, Northwich | - | - | - | - | - | - | - | - | - | - | 9 | 90% |
| CHW59169 | Owen's Pharmacy Saltney | - | - | - | - | - | - | - | - | - | - | - | - |
| CHW50258 | Pondas Chemist, Winsford | - | - | - | - | - | - | - | - | - | - | 16 | 73% |
| CHW53043 | Superdrug - Northgate St, Chester | - | - | - | - | - | - | - | - | - | - | *** | 1% |
| CHW50377 | Swettenham Chemist - Blacon | - | - | - | - | - | - | - | - | - | - | 39 | 64% |
| CHW50833 | Well (228520) - Fountains Health | - | - | - | - | - | - | - | - | - | - | 8 | 36% |
| CHW53064 | Well (228534) - Ellesmere Port | - | - | - | - | - | - | - | - | - | - | - | - |
| CHW50462 | Well (228547) - Northwich | - | - | - | - | - | - | - | - | - | - | - | - |
| CHW59170 | Westminster Park, T/A Salrook He | - | - | - | - | - | - | - | - | - | - | - | - |
| | | - | - | - | - | - | - | - | - | - | - | - | - |
| | | - | - | - | - | - | - | - | - | - | - | - | - |
| | | - | - | - | - | - | - | - | - | - | - | - | - |
| | | - | - | - | - | - | - | - | - | - | - | - | - |
| | | - | - | - | - | - | - | - | - | - | - | - | - |
| | | - | - | - | - | - | - | - | - | - | - | - | - |
| | | - | - | - | - | - | - | - | - | - | - | - | - |
| | | - | - | - | - | - | - | - | - | - | - | - | - |
| | | - | - | - | - | - | - | - | - | - | - | - | - |
| | | - | - | - | - | - | - | - | - | - | - | - | - |
| | | - | - | - | - | - | - | - | - | - | - | - | - |
| | | - | - | - | - | - | - | - | - | - | - | - | - |
| | | - | - | - | - | - | - | - | - | - | - | - | - |
| | | - | - | - | - | - | - | - | - | - | - | - | - |
| | | - | - | - | - | - | - | - | - | - | - | - | - |
| | | - | - | - | - | - | - | - | - | - | - | - | - |
| | | - | - | - | - | - | - | - | - | - | - | - | - |
| | | - | - | - | - | - | - | - | - | - | - | - | - |
| | | - | - | - | - | - | - | - | - | - | - | - | - |
| CHW | Cheshire West and Chester LA | 344 | 35% | 94 | 10% | 96 | 10% | 86 | 9% | 82 | 8% | 318 | 32% |

CLIENT REVIEW DATA: BY AGENCY

CLIENTS WITH ASSESSMENT COMPLETED: (LAST QUARTER)

The number and percentage of individuals seen in the last quarter (2019-20 Q2) who have the stated assessment data item completed.

| IMS | Agencies | Main Substance | | Accommodation Status | | Employment Status | | Parental Status | | Disability | | Postcode | |
|----------|---|----------------|---|----------------------|---|-------------------|---|-----------------|---|------------|---|----------|---|
| | | n | % | n | % | n | % | n | % | n | % | n | % |
| CHW30027 | Aqua House, Chester | - | - | - | - | - | - | - | - | - | - | - | - |
| CHW30028 | Unity House, Ellesmere Port | - | - | - | - | - | - | - | - | - | - | - | - |
| CHW30045 | Old Council House, Northwich | - | - | - | - | - | - | - | - | - | - | - | - |
| CHW50016 | Boots - Foregate St, Chester | - | - | - | - | - | - | - | - | - | - | - | - |
| CHW50254 | J Cubbin & Sons Ltd | - | - | - | - | - | - | - | - | - | - | - | - |
| CHW53023 | L Rowland & Co (Retail) Ltd - Ellesmere | - | - | - | - | - | - | - | - | - | - | - | - |
| CHW50875 | Lloyds - Middlewich Road, Northwich | - | - | - | - | - | - | - | - | - | - | - | - |
| CHW50801 | Lloyds - Old Chester Rd, Ellesmere | - | - | - | - | - | - | - | - | - | - | - | - |
| CHW50879 | Lloyds - Sainsburys Northwich | - | - | - | - | - | - | - | - | - | - | - | - |
| CHW50628 | Lloyds - Weaverham, Northwich | - | - | - | - | - | - | - | - | - | - | - | - |
| CHW59169 | Owen's Pharmacy Saltney | - | - | - | - | - | - | - | - | - | - | - | - |
| CHW50258 | Pondas Chemist, Winsford | - | - | - | - | - | - | - | - | - | - | - | - |
| CHW53043 | Superdrug - Northgate St, Chester | - | - | - | - | - | - | - | - | - | - | - | - |
| CHW50377 | Swettenham Chemist - Blacon | - | - | - | - | - | - | - | - | - | - | - | - |
| CHW50833 | Well (228520) - Fountains Health | - | - | - | - | - | - | - | - | - | - | - | - |
| CHW53064 | Well (228534) - Ellesmere Port | - | - | - | - | - | - | - | - | - | - | - | - |
| CHW50462 | Well (228547) - Northwich | - | - | - | - | - | - | - | - | - | - | - | - |
| CHW59170 | Westminster Park, T/A Salrook He | - | - | - | - | - | - | - | - | - | - | - | - |
| | | - | - | - | - | - | - | - | - | - | - | - | - |
| | | - | - | - | - | - | - | - | - | - | - | - | - |
| | | - | - | - | - | - | - | - | - | - | - | - | - |
| | | - | - | - | - | - | - | - | - | - | - | - | - |
| | | - | - | - | - | - | - | - | - | - | - | - | - |
| | | - | - | - | - | - | - | - | - | - | - | - | - |
| | | - | - | - | - | - | - | - | - | - | - | - | - |
| | | - | - | - | - | - | - | - | - | - | - | - | - |
| | | - | - | - | - | - | - | - | - | - | - | - | - |
| | | - | - | - | - | - | - | - | - | - | - | - | - |
| | | - | - | - | - | - | - | - | - | - | - | - | - |
| | | - | - | - | - | - | - | - | - | - | - | - | - |
| | | - | - | - | - | - | - | - | - | - | - | - | - |
| | | - | - | - | - | - | - | - | - | - | - | - | - |
| | | - | - | - | - | - | - | - | - | - | - | - | - |
| | | - | - | - | - | - | - | - | - | - | - | - | - |
| | | - | - | - | - | - | - | - | - | - | - | - | - |
| | | - | - | - | - | - | - | - | - | - | - | - | - |
| CHW | Cheshire West and Chester LA | - | - | - | - | - | - | - | - | - | - | - | - |

Clients seen: a count of unique clients who have any one of the following activities recorded within the stated period – brief intervention, onward referral, wellbeing review, syringe exchange transaction, syringe return transaction.

Activity summary: a count of each activity recorded quarterly and for the last year (12 months).

Clients with assessment: the number and percentage of clients seen within the stated period who have ever had an assessment completed.

Assessment data items: the number and percentage of clients seen within the stated period who have ever had the specified data item recorded, this excludes any 'Not Known' responses.

Client and Activity Counts: Red less than ½ quarterly average, Green greater than 1½ times the quarterly average for the agency.

Returns rate: Red below 20% Green over 70%

Data items: Red below 40% Amber between 40 – 70% Green over 70%

The figures shown for Year /12 months are for the last 4 quarters, rather than the current year to date, this is to allow comparison of yearly figures between different reporting periods.

Report prepared by the PHI Monitoring Team,
Public Health Institute, Liverpool John Moores University,
3rd Floor Exchange Station, Tithebarn Street, Liverpool,
L2 2QP. Tel: (0151) 231 4314.
<http://ims.ljmu.ac.uk/info>
www.twitter.com/phi_ims

