

INTRODUCTION:


Issue: 1 Updated: 21/01/2019

This activity & data quality report is designed to accompany the quarterly IMS monitoring report. The information in this report is shown for each service and as a total for the local authority area. The sections of this report show both the consistency in the number of clients and volume of activity that is entered into IMS each quarter, and the number and data quality of assessments that are completed for the clients that are seen.

If you have any questions about your data, need help or more information please do contact us <https://ims.ljmu.ac.uk/contact>

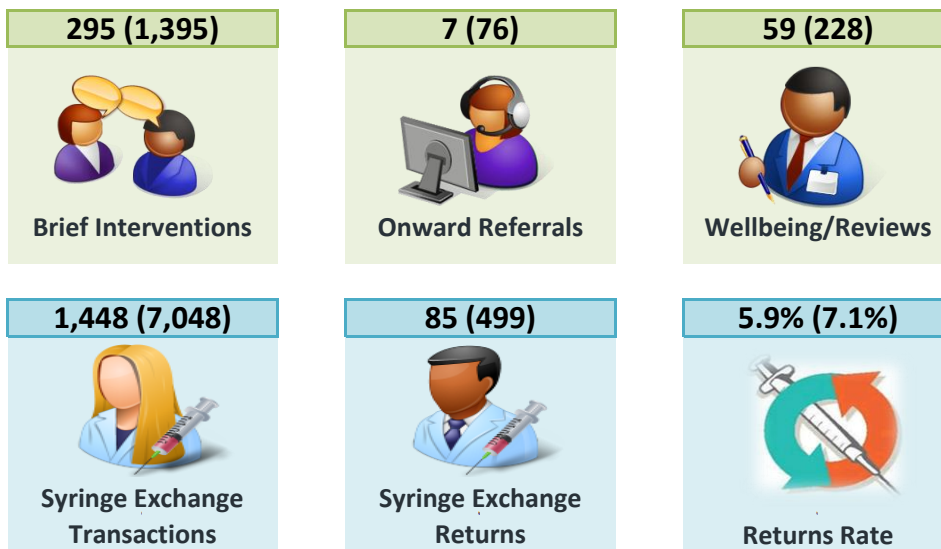
Contents			
Count of individuals	p.2	Clients with assessment	p.5
Count of activity recorded	p.3	Assessment data items	p.6
		Data notes & methodology	p.8

TOTAL CLIENTS SEEN: SEFTON



* Summary figures where shown in brackets are for a full year / 12 month period


ACTIVITY RECORDED: SEFTON



In the most recent quarter 295 brief interventions were delivered to 595 clients in the Sefton local authority area. This equates to an average of 0.5 interventions per person.

There were 85 equipment returns recorded during 2018-19 Q3 a ratio of 1 return to every 17. syringe exchange visits, (or 5.9% of visits).

ASSESSMENT DATA ITEMS: IMS DATA QUALITY REPORT

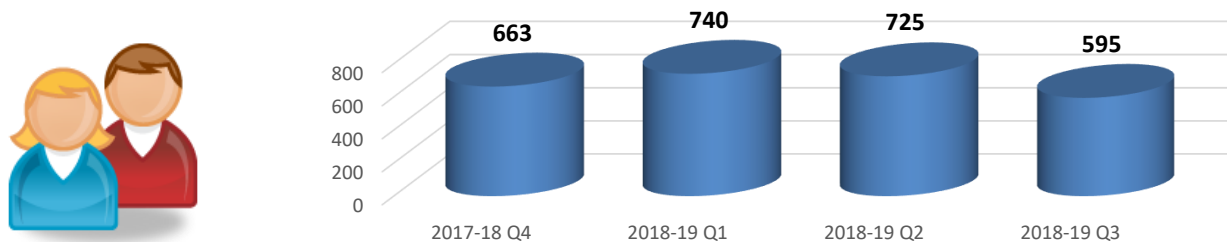


CLIENTS SUMMARY: BY AGENCY

NUMBER OF INDIVIDUALS RECORDED QUARTERLY:

The number of individuals reported by each agency quarterly, and the total number of individuals seen over the last four quarters (rolling 12 months). The local authority figures are the total unique individuals.

IMS	Agencies	2017-18 Q4	2018-19 Q1	2018-19 Q2	2018-19 Q3	Full Year (rolling 12 mths)
SEF10056	Independence Initiative	34	31	36	30	106
SEF10077	Ambition Sefton, Southport - MerseyCare	92	112	124	84	237
SEF10078	Ambition Sefton, Bootle - MerseyCare	30	43	28	24	82
SEF10090	Addaction YP & Families Sefton	0	0	0	0	0
SEF55000	Aintree Pharmacy	17	25	21	20	55
SEF56448	Bispham Road Pharmacy	24	43	35	30	95
SEF56453	Boots - Liverpool Rd, Crosby	7	10	8	7	21
SEF56526	Boots - Seaforth	157	128	141	126	369
SEF56452	Boots - South Rd, Waterloo	33	41	38	46	91
SEF56456	Cohens - Marian Square, Netherton	42	46	36	0	83
SEF56460	Haddens Pharmacy - Litherland Rd, Bootle	75	81	68	64	162
SEF56499	Higgins Pharmacy - Crosby Road North	25	22	23	23	70
SEF56504	Lloyds - Crosby Rd North	11	7	9	12	36
SEF56462	Lloyds - Knowsley Rd	0	74	79	44	163
SEF56464	Lloyds - North Park	***	***	0	0	5
SEF55708	M L Davey Chemist, Litherland	32	23	29	35	60
SEF56466	Netherton Park Pharmacy	***	5	5	***	17
SEF56507	Rowlands - Upper Aughton Rd	***	5	9	6	18
SEF56520	Superdrug - Eastbank Street, Southport	115	105	89	82	228
		-	-	-	-	-
		-	-	-	-	-
		-	-	-	-	-
		-	-	-	-	-
		-	-	-	-	-
		-	-	-	-	-
		-	-	-	-	-
		-	-	-	-	-
		-	-	-	-	-
		-	-	-	-	-
		-	-	-	-	-
		-	-	-	-	-
SEF	Sefton Local Authority	663	740	725	595	1,735



Number of individuals recorded by services in the Sefton Local Authority area during the last four quarterly periods.

ACTIVITY SUMMARY: BY AGENCY

Total activity by type delivered by each agency quarterly and as a total for the full year (rolling 12 month period).

IMS	Brief Interventions					Onward Referrals					Wellbeing/Reviews				
	2017-18 Q4	2018-19 Q1	2018-19 Q2	2018-19 Q3	Year (12 mths)	2017-18 Q4	2018-19 Q1	2018-19 Q2	2018-19 Q3	Year (12 mths)	2017-18 Q4	2018-19 Q1	2018-19 Q2	2018-19 Q3	Year (12 mths)
SEF10056	21	19	26	23	89	27	31	11	7	76	23	25	33	27	108
SEF10077	73	82	69	59	283	0	0	0	0	0	8	5	5	12	30
SEF10078	179	218	176	119	692	0	0	0	0	0	19	31	8	20	78
SEF10090	0	0	0	0	0	0	0	0	0	0	0	0	0	0	0
SEF55000	10	9	8	9	36	0	0	0	0	0	0	0	0	0	0
SEF56448	0	0	0	0	0	0	0	0	0	0	0	0	0	0	0
SEF56453	0	0	0	0	0	0	0	0	0	0	0	0	0	0	0
SEF56526	***	5	***	***	11	0	0	0	0	0	0	0	0	0	0
SEF56452	7	6	***	8	23	0	0	0	0	0	0	0	0	0	0
SEF56456	***	5	0	0	8	0	0	0	0	0	0	0	0	0	0
SEF56460	38	38	14	33	123	0	0	0	0	0	0	0	0	0	0
SEF56499	0	0	0	0	0	0	0	0	0	0	0	0	0	0	0
SEF56504	5	5	5	9	24	0	0	0	0	0	0	0	0	0	0
SEF56462	0	0	0	0	0	0	0	0	0	0	0	0	0	0	0
SEF56464	***	0	0	0	***	0	0	0	0	0	0	0	0	0	0
SEF55708	6	5	7	14	32	0	0	0	0	0	0	0	0	0	0
SEF56466	0	***	***	***	***	0	0	0	0	0	0	0	0	0	0
SEF56507	***	0	0	0	***	0	0	0	0	0	0	0	0	0	0
SEF56520	27	21	***	18	68	0	0	0	0	0	0	0	0	0	0
-	-	-	-	-	-	-	-	-	-	-	-	-	-	-	-
-	-	-	-	-	-	-	-	-	-	-	-	-	-	-	-
-	-	-	-	-	-	-	-	-	-	-	-	-	-	-	-
-	-	-	-	-	-	-	-	-	-	-	-	-	-	-	-
-	-	-	-	-	-	-	-	-	-	-	-	-	-	-	-
-	-	-	-	-	-	-	-	-	-	-	-	-	-	-	-
-	-	-	-	-	-	-	-	-	-	-	-	-	-	-	-
-	-	-	-	-	-	-	-	-	-	-	-	-	-	-	-
-	-	-	-	-	-	-	-	-	-	-	-	-	-	-	-
-	-	-	-	-	-	-	-	-	-	-	-	-	-	-	-
-	-	-	-	-	-	-	-	-	-	-	-	-	-	-	-
-	-	-	-	-	-	-	-	-	-	-	-	-	-	-	-
-	-	-	-	-	-	-	-	-	-	-	-	-	-	-	-
-	-	-	-	-	-	-	-	-	-	-	-	-	-	-	-
-	-	-	-	-	-	-	-	-	-	-	-	-	-	-	-
SEF	374	414	312	295	1,395	27	31	11	7	76	62	61	46	59	228




1,395

Number of brief interventions delivered to clients in the Sefton Local Authority area this year
That equates to an average of 0.8 interventions per person

ACTIVITY SUMMARY: BY AGENCY

Total activity by type delivered by each agency quarterly and as a total for the current year to date.

IMS	Syringe Exchange Transactions					Syringe Exchange Returns					Returns Rate				
	2017-18 Q4	2018-19 Q1	2018-19 Q2	2018-19 Q3	Year (12 mths)	2017-18 Q4	2018-19 Q1	2018-19 Q2	2018-19 Q3	Year (12 mths)	2017-18 Q4	2018-19 Q1	2018-19 Q2	2018-19 Q3	Year (12 mths)
SEF10056	0	0	0	0	0	0	0	0	0	0	-	-	-	-	-
SEF10077	284	312	326	219	1,141	12	22	37	11	82	4%	7%	11%	5%	7%
SEF10078	63	70	59	41	233	19	10	8	8	45	30%	14%	14%	20%	19%
SEF10090	0	0	0	0	0	0	0	0	0	0	-	-	-	-	-
SEF55000	26	35	39	36	136	14	28	27	21	90	54%	80%	69%	58%	66%
SEF56448	30	59	49	43	181	0	0	0	0	0	0%	0%	0%	0%	0%
SEF56453	7	19	9	8	43	0	***	***	***	7	0%	5%	33%	38%	16%
SEF56526	281	192	216	213	902	***	***	***	***	10	0%	2%	1%	1%	1%
SEF56452	106	116	148	140	510	***	0	0	***	6	3%	0%	0%	2%	1%
SEF56456	127	144	122	0	393	12	8	6	0	26	9%	6%	5%	-	7%
SEF56460	184	180	125	93	582	0	0	***	0	***	0%	0%	2%	0%	0%
SEF56499	38	39	46	46	169	0	0	***	0	***	0%	0%	4%	0%	1%
SEF56504	11	10	30	29	80	0	0	0	***	***	0%	0%	0%	7%	3%
SEF56462	0	117	140	75	332	0	***	***	***	5	-	1%	1%	4%	2%
SEF56464	***	***	0	0	5	***	0	0	0	***	25%	0%	-	-	20%
SEF55708	166	103	130	143	542	26	15	20	20	81	16%	15%	15%	14%	15%
SEF56466	***	8	6	5	23	0	0	***	0	***	0%	0%	33%	0%	9%
SEF56507	***	11	11	15	39	0	0	0	0	0	0%	0%	0%	0%	0%
SEF56520	452	541	402	342	1,737	46	43	37	12	138	10%	8%	9%	4%	8%
-	-	-	-	-	-	-	-	-	-	-	-	-	-	-	-
-	-	-	-	-	-	-	-	-	-	-	-	-	-	-	-
-	-	-	-	-	-	-	-	-	-	-	-	-	-	-	-
-	-	-	-	-	-	-	-	-	-	-	-	-	-	-	-
-	-	-	-	-	-	-	-	-	-	-	-	-	-	-	-
-	-	-	-	-	-	-	-	-	-	-	-	-	-	-	-
-	-	-	-	-	-	-	-	-	-	-	-	-	-	-	-
-	-	-	-	-	-	-	-	-	-	-	-	-	-	-	-
-	-	-	-	-	-	-	-	-	-	-	-	-	-	-	-
-	-	-	-	-	-	-	-	-	-	-	-	-	-	-	-
-	-	-	-	-	-	-	-	-	-	-	-	-	-	-	-
-	-	-	-	-	-	-	-	-	-	-	-	-	-	-	-
-	-	-	-	-	-	-	-	-	-	-	-	-	-	-	-
SEF	1,785	1,957	1,858	1,448	7,048	134	132	148	85	499	8%	7%	8%	6%	7%



Number of syringe exchange transactions by clients in the Sefton Local Authority area this year

**There were 499 equipment returns were recorded
A ratio of 1 return to every 14.1 syringe exchange visits**

CLIENT REVIEW DATA: BY AGENCY

CLIENTS WITH ASSESSMENT COMPLETED:

The number and percentage of individuals who have any of the assessment data items completed, shown for each of the last four quarters and for the full year (rolling 12 month period).

IMS	Agencies	2017-18 Q4		2018-19 Q1		2018-19 Q2		2018-19 Q3		Full Year (rolling 12 mths)	
		n	%	n	%	n	%	n	%	n	%
SEF10056	Independence Initiative	33	97%	30	97%	34	94%	29	97%	102	96%
SEF10077	Ambition Sefton, Southport - MerseyCare	81	88%	109	97%	120	97%	76	90%	213	90%
SEF10078	Ambition Sefton, Bootle - MerseyCare	30	100%	43	100%	27	96%	24	100%	81	99%
SEF10090	Addaction YP & Families Sefton	0	-	0	-	0	-	0	-	0	-
SEF55000	Aintree Pharmacy	17	100%	25	100%	21	100%	20	100%	55	100%
SEF56448	Bispham Road Pharmacy	24	100%	43	100%	35	100%	30	100%	95	100%
SEF56453	Boots - Liverpool Rd, Crosby	7	100%	10	100%	8	100%	7	100%	21	100%
SEF56526	Boots - Seaforth	157	100%	128	100%	141	100%	126	100%	369	100%
SEF56452	Boots - South Rd, Waterloo	33	100%	41	100%	38	100%	46	100%	91	100%
SEF56456	Cohens - Marian Square, Netherton	42	100%	46	100%	36	100%	0	-	83	100%
SEF56460	Haddens Pharmacy - Litherland Rd, Bootle	75	100%	81	100%	68	100%	64	100%	162	100%
SEF56499	Higgins Pharmacy - Crosby Road North	25	100%	22	100%	23	100%	23	100%	70	100%
SEF56504	Lloyds - Crosby Rd North	11	100%	7	100%	9	100%	12	100%	36	100%
SEF56462	Lloyds - Knowsley Rd	0	-	74	100%	79	100%	44	100%	163	100%
SEF56464	Lloyds - North Park	***	100%	***	100%	0	-	0	-	5	100%
SEF55708	M L Davey Chemist, Litherland	32	100%	23	100%	29	100%	35	100%	60	100%
SEF56466	Netherton Park Pharmacy	***	100%	5	100%	5	100%	***	100%	17	100%
SEF56507	Rowlands - Upper Aughton Rd	***	100%	5	100%	9	100%	6	100%	18	100%
SEF56520	Superdrug - Eastbank Street, Southport	115	100%	105	100%	89	100%	82	100%	228	100%
		-	-	-	-	-	-	-	-	-	-
		-	-	-	-	-	-	-	-	-	-
		-	-	-	-	-	-	-	-	-	-
		-	-	-	-	-	-	-	-	-	-
		-	-	-	-	-	-	-	-	-	-
		-	-	-	-	-	-	-	-	-	-
		-	-	-	-	-	-	-	-	-	-
		-	-	-	-	-	-	-	-	-	-
		-	-	-	-	-	-	-	-	-	-
		-	-	-	-	-	-	-	-	-	-
		-	-	-	-	-	-	-	-	-	-
		-	-	-	-	-	-	-	-	-	-
		-	-	-	-	-	-	-	-	-	-
		-	-	-	-	-	-	-	-	-	-
		-	-	-	-	-	-	-	-	-	-
		-	-	-	-	-	-	-	-	-	-
		-	-	-	-	-	-	-	-	-	-
		-	-	-	-	-	-	-	-	-	-
		-	-	-	-	-	-	-	-	-	-
		-	-	-	-	-	-	-	-	-	-
SEF	Sefton Local Authority	649	98%	737	100%	719	99%	586	98%	1,709	99%

CLIENT REVIEW DATA: BY AGENCY

CLIENTS WITH ASSESSMENT COMPLETED: (FULL YEAR)

The number and percentage of individuals who have the stated assessment data item completed, shown for the full year (rolling 12 month period).

IMS	Agencies	Main Substance		Accommodation Status		Employment Status		Parental Status		Disability		Postcode	
		n	%	n	%	n	%	n	%	n	%	n	%
SEF10056	Independence Initiative	102	96%	102	96%	102	96%	101	95%	98	92%	102	96%
SEF10077	Ambition Sefton, Southport - MerseyCare	213	90%	134	57%	89	38%	88	37%	62	26%	177	75%
SEF10078	Ambition Sefton, Bootle - MerseyCare	81	99%	63	77%	61	74%	62	76%	58	71%	81	99%
SEF10090	Addaction YP & Families Sefton	-	-	-	-	-	-	-	-	-	-	-	-
SEF55000	Aintree Pharmacy	52	95%	55	100%	-	-	-	-	-	-	52	95%
SEF56448	Bispham Road Pharmacy	***	4%	95	100%	-	-	-	-	-	-	***	1%
SEF56453	Boots - Liverpool Rd, Crosby	21	100%	21	100%	-	-	-	-	-	-	16	76%
SEF56526	Boots - Seaforth	307	83%	369	100%	-	-	-	-	-	-	141	38%
SEF56452	Boots - South Rd, Waterloo	42	46%	91	100%	-	-	-	-	-	-	65	71%
SEF56456	Cohens - Marian Square, Netherton	64	77%	83	100%	-	-	-	-	-	-	69	83%
SEF56460	Haddens Pharmacy - Litherland Rd, Bootle	162	100%	162	100%	-	-	-	-	-	-	132	81%
SEF56499	Higgins Pharmacy - Crosby Road North	53	76%	70	100%	-	-	-	-	-	-	63	90%
SEF56504	Lloyds - Crosby Rd North	32	89%	36	100%	-	-	-	-	-	-	28	78%
SEF56462	Lloyds - Knowsley Rd	94	58%	163	100%	-	-	-	-	-	-	51	31%
SEF56464	Lloyds - North Park	5	100%	5	100%	-	-	-	-	-	-	-	-
SEF55708	M L Davey Chemist, Litherland	56	93%	60	100%	-	-	-	-	-	-	45	75%
SEF56466	Netherton Park Pharmacy	9	53%	17	100%	-	-	-	-	-	-	7	41%
SEF56507	Rowlands - Upper Aughton Rd	16	89%	18	100%	-	-	-	-	-	-	14	78%
SEF56520	Superdrug - Eastbank Street, Southport	218	96%	228	100%	-	-	-	-	-	-	202	89%
		-	-	-	-	-	-	-	-	-	-	-	-
		-	-	-	-	-	-	-	-	-	-	-	-
		-	-	-	-	-	-	-	-	-	-	-	-
		-	-	-	-	-	-	-	-	-	-	-	-
		-	-	-	-	-	-	-	-	-	-	-	-
		-	-	-	-	-	-	-	-	-	-	-	-
		-	-	-	-	-	-	-	-	-	-	-	-
		-	-	-	-	-	-	-	-	-	-	-	-
		-	-	-	-	-	-	-	-	-	-	-	-
		-	-	-	-	-	-	-	-	-	-	-	-
		-	-	-	-	-	-	-	-	-	-	-	-
		-	-	-	-	-	-	-	-	-	-	-	-
		-	-	-	-	-	-	-	-	-	-	-	-
		-	-	-	-	-	-	-	-	-	-	-	-
		-	-	-	-	-	-	-	-	-	-	-	-
		-	-	-	-	-	-	-	-	-	-	-	-
		-	-	-	-	-	-	-	-	-	-	-	-
		-	-	-	-	-	-	-	-	-	-	-	-
		-	-	-	-	-	-	-	-	-	-	-	-
SEF	Sefton Local Authority	1,409	81%	1,617	93%	249	14%	248	14%	216	12%	1,155	67%

CLIENT REVIEW DATA: BY AGENCY

CLIENTS WITH ASSESSMENT COMPLETED: (LAST QUARTER)

The number and percentage of individuals seen in the last quarter (2018-19 Q3) who have the stated assessment data item completed.

IMS	Agencies	Main Substance		Accommodation Status		Employment Status		Parental Status		Disability		Postcode	
		n	%	n	%	n	%	n	%	n	%	n	%
SEF10056	Independence Initiative	29	97%	29	97%	29	97%	29	97%	28	93%	29	97%
SEF10077	Ambition Sefton, Southport - MerseyCare	76	90%	56	67%	37	44%	38	45%	26	31%	67	80%
SEF10078	Ambition Sefton, Bootle - MerseyCare	24	100%	22	92%	22	92%	22	92%	22	92%	24	100%
SEF10090	Addaction YP & Families Sefton	-	-	-	-	-	-	-	-	-	-	-	-
SEF55000	Aintree Pharmacy	18	90%	20	100%	-	-	-	-	-	-	19	95%
SEF56448	Bispham Road Pharmacy	***	13%	30	100%	-	-	-	-	-	-	-	-
SEF56453	Boots - Liverpool Rd, Crosby	7	100%	7	100%	-	-	-	-	-	-	***	57%
SEF56526	Boots - Seaforth	109	87%	126	100%	-	-	-	-	-	-	73	58%
SEF56452	Boots - South Rd, Waterloo	21	46%	46	100%	-	-	-	-	-	-	33	72%
SEF56456	Cohens - Marian Square, Netherton	-	-	-	-	-	-	-	-	-	-	-	-
SEF56460	Haddens Pharmacy - Litherland Rd, Bootle	64	100%	64	100%	-	-	-	-	-	-	54	84%
SEF56499	Higgins Pharmacy - Crosby Road North	15	65%	23	100%	-	-	-	-	-	-	19	83%
SEF56504	Lloyds - Crosby Rd North	12	100%	12	100%	-	-	-	-	-	-	8	67%
SEF56462	Lloyds - Knowsley Rd	12	27%	44	100%	-	-	-	-	-	-	12	27%
SEF56464	Lloyds - North Park	-	-	-	-	-	-	-	-	-	-	-	-
SEF55708	M L Davey Chemist, Litherland	33	94%	35	100%	-	-	-	-	-	-	27	77%
SEF56466	Netherton Park Pharmacy	***	75%	***	100%	-	-	-	-	-	-	***	25%
SEF56507	Rowlands - Upper Aughton Rd	5	83%	6	100%	-	-	-	-	-	-	***	67%
SEF56520	Superdrug - Eastbank Street, Southport	78	95%	82	100%	-	-	-	-	-	-	73	89%
		-	-	-	-	-	-	-	-	-	-	-	-
		-	-	-	-	-	-	-	-	-	-	-	-
		-	-	-	-	-	-	-	-	-	-	-	-
		-	-	-	-	-	-	-	-	-	-	-	-
		-	-	-	-	-	-	-	-	-	-	-	-
		-	-	-	-	-	-	-	-	-	-	-	-
		-	-	-	-	-	-	-	-	-	-	-	-
		-	-	-	-	-	-	-	-	-	-	-	-
		-	-	-	-	-	-	-	-	-	-	-	-
		-	-	-	-	-	-	-	-	-	-	-	-
		-	-	-	-	-	-	-	-	-	-	-	-
		-	-	-	-	-	-	-	-	-	-	-	-
		-	-	-	-	-	-	-	-	-	-	-	-
		-	-	-	-	-	-	-	-	-	-	-	-
		-	-	-	-	-	-	-	-	-	-	-	-
		-	-	-	-	-	-	-	-	-	-	-	-
		-	-	-	-	-	-	-	-	-	-	-	-
		-	-	-	-	-	-	-	-	-	-	-	-
		-	-	-	-	-	-	-	-	-	-	-	-
		-	-	-	-	-	-	-	-	-	-	-	-
SEF	Sefton Local Authority	482	81%	564	95%	88	15%	89	15%	76	13%	423	71%

Clients seen: a count of unique clients who have any one of the following activities recorded within the stated period – brief intervention, onward referral, wellbeing review, syringe exchange transaction, syringe return transaction.

Activity summary: a count of each activity recorded quarterly and for the last year (12 months).

Clients with assessment: the number and percentage of clients seen within the stated period who have ever had an assessment completed.

Assessment data items: the number and percentage of clients seen within the stated period who have ever had the specified data item recorded, this excludes any 'Not Known' responses.

Client and Activity Counts: Red less than ½ quarterly average, Green greater than 1½ times the quarterly average for the agency.

Returns rate: Red below 20% Green over 70%

Data items: Red below 40% Amber between 40 – 70% Green over 70%

The figures shown for Year /12 months are for the last 4 quarters, rather than the current year to date, this is to allow comparison of yearly figures between different reporting periods.

Report prepared by the PHI Monitoring Team,
Public Health Institute, Liverpool John Moores University,
3rd Floor Exchange Station, Tithebarn Street, Liverpool,
L2 2QP. Tel: (0151) 231 4314.
<http://ims.ljmu.ac.uk/info>
www.twitter.com/phi_ims

