

**INTRODUCTION:**


Issue: 1 Updated: 21/01/2019

*This activity & data quality report is designed to accompany the quarterly IMS monitoring report. The information in this report is shown for each service and as a total for the local authority area. The sections of this report show both the consistency in the number of clients and volume of activity that is entered into IMS each quarter, and the number and data quality of assessments that are completed for the clients that are seen.*

*If you have any questions about your data, need help or more information please do contact us <https://ims.ljmu.ac.uk/contact>*

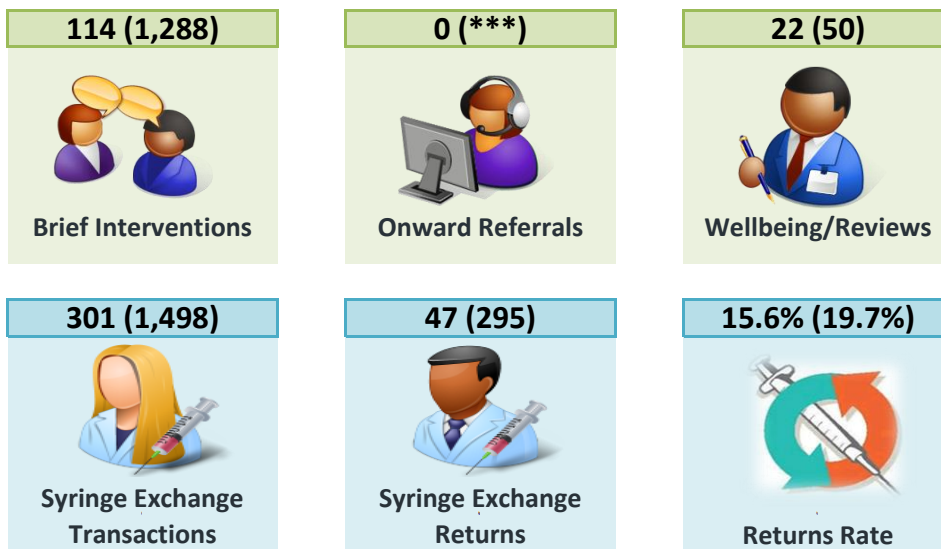
<b>Contents</b>			
Count of individuals	p.2	Clients with assessment	p.5
Count of activity recorded	p.3	Assessment data items	p.6
		Data notes & methodology	p.8

**TOTAL CLIENTS SEEN: KNOWSLEY**



\* Summary figures where shown in brackets are for a full year / 12 month period


**ACTIVITY RECORDED: KNOWSLEY**



In the most recent quarter 114 brief interventions were delivered to 206 clients in the Knowsley local authority area. This equates to an average of 0.55 interventions per person.

There were 47 equipment returns recorded during 2018-19 Q3 a ratio of 1 return to every 6.4 syringe exchange visits, (or 15.6% of visits).

**ASSESSMENT DATA ITEMS: IMS DATA QUALITY REPORT**





ACTIVITY SUMMARY: BY AGENCY

Total activity by type delivered by each agency quarterly and as a total for the full year (rolling 12 month period).

IMS	Brief Interventions					Onward Referrals					Wellbeing/Reviews				
	2017-18 Q4	2018-19 Q1	2018-19 Q2	2018-19 Q3	Year (12 mths)	2017-18 Q4	2018-19 Q1	2018-19 Q2	2018-19 Q3	Year (12 mths)	2017-18 Q4	2018-19 Q1	2018-19 Q2	2018-19 Q3	Year (12 mths)
KNW10041	83	94	74	39	290	0	0	0	0	0	0	26	***	22	49
KNW10094	300	292	193	24	809	0	0	0	0	0	0	***	0	0	***
KNW30051	28	***	0	0	30	***	0	0	0	***	0	0	0	0	0
KNW30052	34	62	10	45	151	0	0	0	0	0	0	0	0	0	0
KNW53327	0	0	0	***	***	0	0	0	0	0	0	0	0	0	0
KNW53303	0	0	0	0	0	0	0	0	0	0	0	0	0	0	0
KNW53302	0	0	0	***	***	0	0	0	0	0	0	0	0	0	0
KNW53308	0	0	0	0	0	0	0	0	0	0	0	0	0	0	0
KNW54002	0	0	0	0	0	0	0	0	0	0	0	0	0	0	0
KNW54001	0	0	0	0	0	***	0	0	0	***	0	0	0	0	0
KNW53315	0	0	0	0	0	0	0	0	0	0	0	0	0	0	0
KNW53323	***	0	0	0	***	***	0	0	0	***	0	0	0	0	0
KNW53328	0	0	0	***	***	0	0	0	0	0	0	0	0	0	0
KNW53329	0	0	0	0	0	0	0	0	0	0	0	0	0	0	0
KNW53334	0	***	0	0	***	0	0	0	0	0	0	0	0	0	0
-	-	-	-	-	-	-	-	-	-	-	-	-	-	-	-
-	-	-	-	-	-	-	-	-	-	-	-	-	-	-	-
-	-	-	-	-	-	-	-	-	-	-	-	-	-	-	-
-	-	-	-	-	-	-	-	-	-	-	-	-	-	-	-
-	-	-	-	-	-	-	-	-	-	-	-	-	-	-	-
-	-	-	-	-	-	-	-	-	-	-	-	-	-	-	-
-	-	-	-	-	-	-	-	-	-	-	-	-	-	-	-
-	-	-	-	-	-	-	-	-	-	-	-	-	-	-	-
-	-	-	-	-	-	-	-	-	-	-	-	-	-	-	-
-	-	-	-	-	-	-	-	-	-	-	-	-	-	-	-
-	-	-	-	-	-	-	-	-	-	-	-	-	-	-	-
-	-	-	-	-	-	-	-	-	-	-	-	-	-	-	-
-	-	-	-	-	-	-	-	-	-	-	-	-	-	-	-
-	-	-	-	-	-	-	-	-	-	-	-	-	-	-	-
-	-	-	-	-	-	-	-	-	-	-	-	-	-	-	-
-	-	-	-	-	-	-	-	-	-	-	-	-	-	-	-
-	-	-	-	-	-	-	-	-	-	-	-	-	-	-	-
KNW	446	451	277	114	1,288	***	0	0	0	***	0	27	***	22	50



1,288


Number of brief interventions delivered to clients in the Knowsley Local Authority area this year

That equates to an average of 1.08 interventions per person

**ACTIVITY SUMMARY: BY AGENCY**

Total activity by type delivered by each agency quarterly and as a total for the current year to date.

IMS	Syringe Exchange Transactions					Syringe Exchange Returns					Returns Rate				
	2017-18 Q4	2018-19 Q1	2018-19 Q2	2018-19 Q3	Year (12 mths)	2017-18 Q4	2018-19 Q1	2018-19 Q2	2018-19 Q3	Year (12 mths)	2017-18 Q4	2018-19 Q1	2018-19 Q2	2018-19 Q3	Year (12 mths)
KNW10041	0	0	0	0	0	0	0	0	0	0	-	-	-	-	-
KNW10094	0	0	0	0	0	0	0	0	0	0	-	-	-	-	-
KNW30051	72	51	51	25	199	5	7	5	***	21	7%	14%	10%	16%	11%
KNW30052	105	122	80	92	399	11	11	***	***	28	10%	9%	4%	3%	7%
KNW53327	***	5	***	***	9	0	***	***	***	6	0%	60%	100%	100%	67%
KNW53303	27	7	10	5	49	8	***	0	0	12	30%	57%	0%	0%	24%
KNW53302	15	27	14	8	64	5	5	5	7	22	33%	19%	36%	88%	34%
KNW53308	***	0	0	0	***	***	0	0	0	***	100%	-	-	-	100%
KNW54002	***	***	0	0	***	0	***	0	0	***	0%	100%	-	-	33%
KNW54001	24	50	91	47	212	19	32	15	8	74	79%	64%	16%	17%	35%
KNW53315	73	38	17	0	128	***	8	0	0	10	3%	21%	0%	-	8%
KNW53323	54	44	29	51	178	31	11	6	18	66	57%	25%	21%	35%	37%
KNW53328	7	7	15	24	53	7	7	15	5	34	100%	100%	100%	21%	64%
KNW53329	6	0	6	***	13	***	0	***	0	6	50%	-	50%	0%	46%
KNW53334	52	47	44	47	190	***	***	7	***	14	4%	9%	16%	2%	7%
-	-	-	-	-	-	-	-	-	-	-	-	-	-	-	-
-	-	-	-	-	-	-	-	-	-	-	-	-	-	-	-
-	-	-	-	-	-	-	-	-	-	-	-	-	-	-	-
-	-	-	-	-	-	-	-	-	-	-	-	-	-	-	-
-	-	-	-	-	-	-	-	-	-	-	-	-	-	-	-
-	-	-	-	-	-	-	-	-	-	-	-	-	-	-	-
-	-	-	-	-	-	-	-	-	-	-	-	-	-	-	-
-	-	-	-	-	-	-	-	-	-	-	-	-	-	-	-
-	-	-	-	-	-	-	-	-	-	-	-	-	-	-	-
-	-	-	-	-	-	-	-	-	-	-	-	-	-	-	-
-	-	-	-	-	-	-	-	-	-	-	-	-	-	-	-
-	-	-	-	-	-	-	-	-	-	-	-	-	-	-	-
-	-	-	-	-	-	-	-	-	-	-	-	-	-	-	-
-	-	-	-	-	-	-	-	-	-	-	-	-	-	-	-
-	-	-	-	-	-	-	-	-	-	-	-	-	-	-	-
-	-	-	-	-	-	-	-	-	-	-	-	-	-	-	-
-	-	-	-	-	-	-	-	-	-	-	-	-	-	-	-
KNW	439	399	359	301	1,498	94	93	61	47	295	21%	23%	17%	16%	20%



**1,498** Number of syringe exchange transactions by clients in the Knowsley Local Authority area this year

There were 295 equipment returns were recorded  
A ratio of 1 return to every 5.1 syringe exchange visits

**CLIENT REVIEW DATA: BY AGENCY**

**CLIENTS WITH ASSESSMENT COMPLETED:**

The number and percentage of individuals who have any of the assessment data items completed, shown for each of the last four quarters and for the full year (rolling 12 month period).

IMS	Agencies	2017-18 Q4		2018-19 Q1		2018-19 Q2		2018-19 Q3		Full Year (rolling 12 mths)	
		n	%	n	%	n	%	n	%	n	%
KNW10041	Knowsley IRS - CGL: Non-Structured	44	100%	80	100%	69	100%	38	100%	216	100%
KNW10094	Knowsley IRS - CGL: Recovery Support	180	100%	175	100%	138	100%	11	100%	442	100%
KNW30051	Kirkby SES, Knowsley - CGL	34	97%	33	97%	26	100%	13	100%	77	97%
KNW30052	Huyton SES, Knowsley - CGL	87	100%	100	100%	63	98%	69	99%	239	99%
KNW53327	A.E. Sedem (Woolfall Pharmacy)	***	100%	***	100%	***	100%	***	100%	***	100%
KNW53303	Boots - The Halewood centre	11	100%	***	100%	5	100%	***	100%	12	100%
KNW53302	Boots Cables Retail Park	7	100%	11	100%	9	100%	6	100%	21	100%
KNW53308	J. H. Davey's Chemist	0	-	0	-	0	-	0	-	0	-
KNW54002	J. H. Davey's Chemist (Dinas Lane)	***	100%	***	100%	0	-	0	-	***	100%
KNW54001	Kingsway Pharmacy - Huyton	12	100%	24	100%	21	100%	13	100%	47	100%
KNW53315	Newtown Pharmacy, Kirkby	36	100%	27	100%	14	100%	0	-	58	100%
KNW53323	Rowlands (Prev GF O'Brien) Kirkby	44	100%	31	100%	24	100%	32	100%	84	100%
KNW53328	Sedem Pharmacy, Huyton	***	50%	***	100%	***	50%	***	100%	***	75%
KNW53329	Stockbridge Pharmacy	***	100%	0	-	***	100%	***	100%	5	100%
KNW53334	Tops Pharmacy, Kirkby	19	100%	21	100%	15	100%	19	100%	45	100%
		-	-	-	-	-	-	-	-	-	-
		-	-	-	-	-	-	-	-	-	-
		-	-	-	-	-	-	-	-	-	-
		-	-	-	-	-	-	-	-	-	-
		-	-	-	-	-	-	-	-	-	-
		-	-	-	-	-	-	-	-	-	-
		-	-	-	-	-	-	-	-	-	-
		-	-	-	-	-	-	-	-	-	-
		-	-	-	-	-	-	-	-	-	-
		-	-	-	-	-	-	-	-	-	-
		-	-	-	-	-	-	-	-	-	-
		-	-	-	-	-	-	-	-	-	-
		-	-	-	-	-	-	-	-	-	-
		-	-	-	-	-	-	-	-	-	-
		-	-	-	-	-	-	-	-	-	-
		-	-	-	-	-	-	-	-	-	-
		-	-	-	-	-	-	-	-	-	-
		-	-	-	-	-	-	-	-	-	-
KNW	Knowsley Local Authority	444	100%	497	100%	377	100%	205	100%	1,184	100%

**CLIENT REVIEW DATA: BY AGENCY**

**CLIENTS WITH ASSESSMENT COMPLETED: (FULL YEAR)**

The number and percentage of individuals who have the stated assessment data item completed, shown for the full year (rolling 12 month period).

IMS	Agencies	Main Substance		Accommodation Status		Employment Status		Parental Status		Disability		Postcode	
		n	%	n	%	n	%	n	%	n	%	n	%
KNW10041	Knowsley IRS - CGL: Non-Structured	201	93%	161	75%	132	61%	150	69%	103	48%	206	95%
KNW10094	Knowsley IRS - CGL: Recovery Support	441	100%	414	94%	379	86%	412	93%	147	33%	430	97%
KNW30051	Kirkby SES, Knowsley - CGL	77	97%	59	75%	48	61%	58	73%	39	49%	44	56%
KNW30052	Huyton SES, Knowsley - CGL	239	99%	156	65%	151	63%	128	53%	120	50%	214	89%
KNW53327	A.E. Sedem (Woolfall Pharmacy)	***	25%	-	-	-	-	-	-	-	-	***	100%
KNW53303	Boots - The Halewood centre	7	58%	-	-	-	-	-	-	-	-	12	100%
KNW53302	Boots Cables Retail Park	15	71%	***	10%	-	-	-	-	-	-	18	86%
KNW53308	J. H. Davey's Chemist	-	-	-	-	-	-	-	-	-	-	-	-
KNW54002	J. H. Davey's Chemist (Dinas Lane)	***	100%	-	-	-	-	-	-	-	-	***	100%
KNW54001	Kingsway Pharmacy - Huyton	37	79%	***	2%	-	-	-	-	-	-	46	98%
KNW53315	Newtown Pharmacy, Kirkby	***	2%	-	-	-	-	-	-	-	-	58	100%
KNW53323	Rowlands (Prev GF O'Brien) Kirkby	61	73%	-	-	-	-	-	-	-	-	84	100%
KNW53328	Sedem Pharmacy, Huyton	***	75%	-	-	-	-	-	-	-	-	***	75%
KNW53329	Stockbridge Pharmacy	5	100%	-	-	-	-	-	-	-	-	5	100%
KNW53334	Tops Pharmacy, Kirkby	19	42%	***	2%	-	-	-	-	-	-	44	98%
-	-	-	-	-	-	-	-	-	-	-	-	-	-
-	-	-	-	-	-	-	-	-	-	-	-	-	-
-	-	-	-	-	-	-	-	-	-	-	-	-	-
-	-	-	-	-	-	-	-	-	-	-	-	-	-
-	-	-	-	-	-	-	-	-	-	-	-	-	-
-	-	-	-	-	-	-	-	-	-	-	-	-	-
-	-	-	-	-	-	-	-	-	-	-	-	-	-
-	-	-	-	-	-	-	-	-	-	-	-	-	-
-	-	-	-	-	-	-	-	-	-	-	-	-	-
-	-	-	-	-	-	-	-	-	-	-	-	-	-
-	-	-	-	-	-	-	-	-	-	-	-	-	-
-	-	-	-	-	-	-	-	-	-	-	-	-	-
-	-	-	-	-	-	-	-	-	-	-	-	-	-
-	-	-	-	-	-	-	-	-	-	-	-	-	-
-	-	-	-	-	-	-	-	-	-	-	-	-	-
-	-	-	-	-	-	-	-	-	-	-	-	-	-
-	-	-	-	-	-	-	-	-	-	-	-	-	-
KNW	Knowsley Local Authority	1,065	90%	774	65%	692	58%	728	61%	406	34%	1,110	93%

CLIENT REVIEW DATA: BY AGENCY

CLIENTS WITH ASSESSMENT COMPLETED: (LAST QUARTER)

The number and percentage of individuals seen in the last quarter (2018-19 Q3) who have the stated assessment data item completed.

IMS	Agencies	Main Substance		Accommodation Status		Employment Status		Parental Status		Disability		Postcode	
		n	%	n	%	n	%	n	%	n	%	n	%
KNW10041	Knowsley IRS - CGL: Non-Structured	38	100%	16	42%	17	45%	11	29%	22	58%	37	97%
KNW10094	Knowsley IRS - CGL: Recovery Support	11	100%	8	73%	-	-	8	73%	9	82%	10	91%
KNW30051	Kirkby SES, Knowsley - CGL	13	100%	10	77%	8	62%	11	85%	6	46%	8	62%
KNW30052	Huyton SES, Knowsley - CGL	69	99%	37	53%	34	49%	28	40%	22	31%	65	93%
KNW53327	A.E. Sedem (Woolfall Pharmacy)	-	-	-	-	-	-	-	-	-	-	***	100%
KNW53303	Boots - The Halewood centre	***	50%	-	-	-	-	-	-	-	-	***	100%
KNW53302	Boots Cables Retail Park	5	83%	***	17%	-	-	-	-	-	-	***	67%
KNW53308	J. H. Davey's Chemist	-	-	-	-	-	-	-	-	-	-	-	-
KNW54002	J. H. Davey's Chemist (Dinas Lane)	-	-	-	-	-	-	-	-	-	-	-	-
KNW54001	Kingsway Pharmacy - Huyton	10	77%	-	-	-	-	-	-	-	-	13	100%
KNW53315	Newtown Pharmacy, Kirkby	-	-	-	-	-	-	-	-	-	-	-	-
KNW53323	Rowlands (Prev GF O'Brien) Kirkby	20	63%	-	-	-	-	-	-	-	-	32	100%
KNW53328	Sedem Pharmacy, Huyton	***	100%	-	-	-	-	-	-	-	-	***	100%
KNW53329	Stockbridge Pharmacy	***	100%	-	-	-	-	-	-	-	-	***	100%
KNW53334	Tops Pharmacy, Kirkby	7	37%	-	-	-	-	-	-	-	-	19	100%
		-	-	-	-	-	-	-	-	-	-	-	-
		-	-	-	-	-	-	-	-	-	-	-	-
		-	-	-	-	-	-	-	-	-	-	-	-
		-	-	-	-	-	-	-	-	-	-	-	-
		-	-	-	-	-	-	-	-	-	-	-	-
		-	-	-	-	-	-	-	-	-	-	-	-
		-	-	-	-	-	-	-	-	-	-	-	-
		-	-	-	-	-	-	-	-	-	-	-	-
		-	-	-	-	-	-	-	-	-	-	-	-
		-	-	-	-	-	-	-	-	-	-	-	-
		-	-	-	-	-	-	-	-	-	-	-	-
		-	-	-	-	-	-	-	-	-	-	-	-
		-	-	-	-	-	-	-	-	-	-	-	-
		-	-	-	-	-	-	-	-	-	-	-	-
		-	-	-	-	-	-	-	-	-	-	-	-
		-	-	-	-	-	-	-	-	-	-	-	-
		-	-	-	-	-	-	-	-	-	-	-	-
		-	-	-	-	-	-	-	-	-	-	-	-
		-	-	-	-	-	-	-	-	-	-	-	-
		-	-	-	-	-	-	-	-	-	-	-	-
		-	-	-	-	-	-	-	-	-	-	-	-
		-	-	-	-	-	-	-	-	-	-	-	-
		-	-	-	-	-	-	-	-	-	-	-	-
		-	-	-	-	-	-	-	-	-	-	-	-
KNW	Knowsley Local Authority	177	86%	72	35%	59	29%	58	28%	59	29%	194	94%

Clients seen: a count of unique clients who have any one of the following activities recorded within the stated period – brief intervention, onward referral, wellbeing review, syringe exchange transaction, syringe return transaction.

Activity summary: a count of each activity recorded quarterly and for the last year (12 months).

Clients with assessment: the number and percentage of clients seen within the stated period who have ever had an assessment completed.

Assessment data items: the number and percentage of clients seen within the stated period who have ever had the specified data item recorded, this excludes any 'Not Known' responses.

Client and Activity Counts: Red less than ½ quarterly average, Green greater than 1½ times the quarterly average for the agency.

Returns rate: Red below 20% Green over 70%

Data items: Red below 40% Amber between 40 – 70% Green over 70%

The figures shown for Year /12 months are for the last 4 quarters, rather than the current year to date, this is to allow comparison of yearly figures between different reporting periods.

Report prepared by the PHI Monitoring Team,  
Public Health Institute, Liverpool John Moores University,  
3rd Floor Exchange Station, Tithebarn Street, Liverpool,  
L2 2QP. Tel: (0151) 231 4314.  
<http://ims.ljmu.ac.uk/info>  
[www.twitter.com/phi\\_ims](http://www.twitter.com/phi_ims)

