

INTRODUCTION:


Issue: 1 Updated: 21/01/2019

This activity & data quality report is designed to accompany the quarterly IMS monitoring report. The information in this report is shown for each service and as a total for the local authority area. The sections of this report show both the consistency in the number of clients and volume of activity that is entered into IMS each quarter, and the number and data quality of assessments that are completed for the clients that are seen.

If you have any questions about your data, need help or more information please do contact us <https://ims.ljmu.ac.uk/contact>

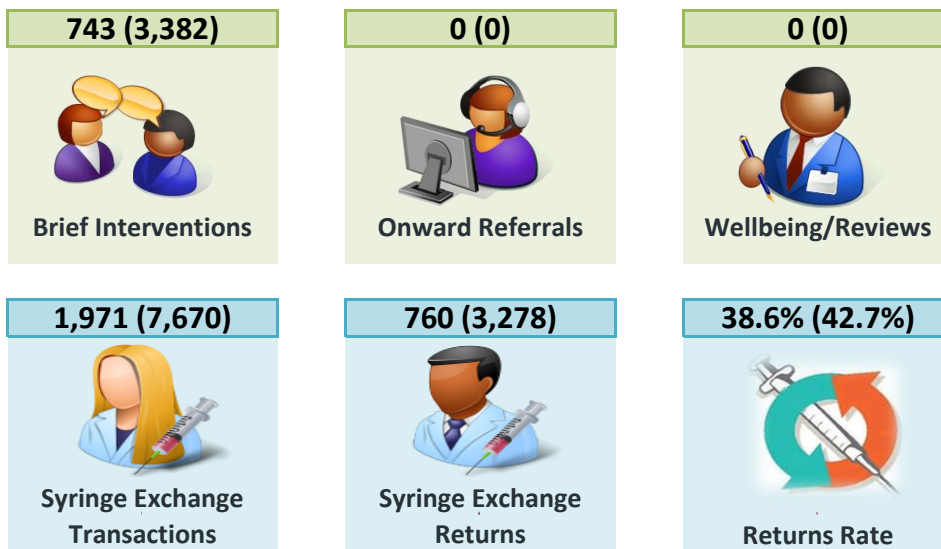
Contents			
Count of individuals	p.2	Clients with assessment	p.5
Count of activity recorded	p.3	Assessment data items	p.6
		Data notes & methodology	p.8

TOTAL CLIENTS SEEN: CHESHIRE WEST & CHESTER



* Summary figures where shown in brackets are for a full year / 12 month period


ACTIVITY RECORDED: CHESHIRE WEST & CHESTER



In the most recent quarter 743 brief interventions were delivered to 692 clients in the Cheshire West & Chester local authority area. This equates to an average of 1.07 interventions per person.

There were 760 equipment returns recorded during 2018-19 Q3 a ratio of 1 return to every 2.6 syringe exchange visits, (or 38.6% of visits).

ASSESSMENT DATA ITEMS: IMS DATA QUALITY REPORT



ACTIVITY SUMMARY: BY AGENCY

Total activity by type delivered by each agency quarterly and as a total for the full year (rolling 12 month period).

IMS	Brief Interventions					Onward Referrals					Wellbeing/Reviews				
	2017-18 Q4	2018-19 Q1	2018-19 Q2	2018-19 Q3	Year (12 mths)	2017-18 Q4	2018-19 Q1	2018-19 Q2	2018-19 Q3	Year (12 mths)	2017-18 Q4	2018-19 Q1	2018-19 Q2	2018-19 Q3	Year (12 mths)
CHW30027	361	462	394	289	1,506	0	0	0	0	0	0	0	0	0	0
CHW30028	136	151	280	269	836	0	0	0	0	0	0	0	0	0	0
CHW30045	221	349	277	185	1,032	0	0	0	0	0	0	0	0	0	0
CHW50016	0	0	0	0	0	0	0	0	0	0	0	0	0	0	0
CHW50254	0	0	0	0	0	0	0	0	0	0	0	0	0	0	0
CHW53023	0	0	0	0	0	0	0	0	0	0	0	0	0	0	0
CHW50875	0	0	0	0	0	0	0	0	0	0	0	0	0	0	0
CHW50801	0	0	0	0	0	0	0	0	0	0	0	0	0	0	0
CHW50879	0	0	0	0	0	0	0	0	0	0	0	0	0	0	0
CHW50628	0	0	0	0	0	0	0	0	0	0	0	0	0	0	0
CHW59169	0	0	0	0	0	0	0	0	0	0	0	0	0	0	0
CHW50258	0	0	0	0	0	0	0	0	0	0	0	0	0	0	0
CHW53043	0	0	0	0	0	0	0	0	0	0	0	0	0	0	0
CHW50377	0	0	0	0	0	0	0	0	0	0	0	0	0	0	0
CHW50833	0	0	0	0	0	0	0	0	0	0	0	0	0	0	0
CHW53064	0	0	0	0	0	0	0	0	0	0	0	0	0	0	0
CHW50462	0	0	0	0	0	0	0	0	0	0	0	0	0	0	0
CHW59170	0	0	0	0	0	0	0	0	0	0	0	0	0	0	0
CHW10087	0	0	0	0	0	0	0	0	0	0	0	0	0	0	0
CHW10088	8	0	0	0	8	0	0	0	0	0	0	0	0	0	0
CHW10089	0	0	0	0	0	0	0	0	0	0	0	0	0	0	0
-	-	-	-	-	-	-	-	-	-	-	-	-	-	-	-
-	-	-	-	-	-	-	-	-	-	-	-	-	-	-	-
-	-	-	-	-	-	-	-	-	-	-	-	-	-	-	-
-	-	-	-	-	-	-	-	-	-	-	-	-	-	-	-
-	-	-	-	-	-	-	-	-	-	-	-	-	-	-	-
-	-	-	-	-	-	-	-	-	-	-	-	-	-	-	-
-	-	-	-	-	-	-	-	-	-	-	-	-	-	-	-
-	-	-	-	-	-	-	-	-	-	-	-	-	-	-	-
-	-	-	-	-	-	-	-	-	-	-	-	-	-	-	-
-	-	-	-	-	-	-	-	-	-	-	-	-	-	-	-
-	-	-	-	-	-	-	-	-	-	-	-	-	-	-	-
-	-	-	-	-	-	-	-	-	-	-	-	-	-	-	-
-	-	-	-	-	-	-	-	-	-	-	-	-	-	-	-
-	-	-	-	-	-	-	-	-	-	-	-	-	-	-	-
-	-	-	-	-	-	-	-	-	-	-	-	-	-	-	-
CHW	726	962	951	743	3,382	0	0	0	0	0	0	0	0	0	0



3,382 Number of brief interventions delivered to clients in the Cheshire West and Chester LA area this year
 That equates to an average of 1.81 interventions per person

CLIENT REVIEW DATA: BY AGENCY

CLIENTS WITH ASSESSMENT COMPLETED:

The number and percentage of individuals who have any of the assessment data items completed, shown for each of the last four quarters and for the full year (rolling 12 month period).

IMS	Agencies	2017-18 Q4		2018-19 Q1		2018-19 Q2		2018-19 Q3		Full Year (rolling 12 mths)	
		n	%	n	%	n	%	n	%	n	%
CHW30027	Aqua House, Chester	136	60%	114	68%	117	72%	67	53%	267	56%
CHW30028	Unity House, Ellesmere Port	143	76%	132	62%	157	66%	122	58%	312	57%
CHW30045	Old Council House, Northwich	117	87%	98	62%	75	57%	68	60%	195	57%
CHW50016	Boots - Foregate St, Chester	0	-	0	-	0	-	0	-	0	-
CHW50254	J Cubbin & Sons Ltd	0	-	0	-	0	-	***	100%	***	100%
CHW53023	L Rowland & Co (Retail) Ltd - Ellesmere	0	-	0	-	0	-	0	-	0	-
CHW50875	Lloyds - Middlewich Road, Northwich	***	100%	6	55%	10	67%	8	57%	15	60%
CHW50801	Lloyds - Old Chester Rd, Ellesmere	5	83%	13	100%	13	100%	12	100%	23	96%
CHW50879	Lloyds - Sainsburys Northwich	17	100%	19	100%	6	100%	***	100%	29	100%
CHW50628	Lloyds - Weaverham, Northwich	5	63%	***	57%	***	75%	6	86%	7	64%
CHW59169	Owen's Pharmacy Saltney	0	-	0	-	0	-	0	-	0	-
CHW50258	Pondas Chemist, Winsford	9	82%	12	71%	12	67%	16	76%	21	66%
CHW53043	Superdrug - Northgate St, Chester	***	1%	***	2%	***	2%	***	1%	***	1%
CHW50377	Swettenham Chemist - Blacon	30	51%	30	58%	23	68%	26	62%	52	53%
CHW50833	Well (228520) - Fountains Health	***	50%	***	43%	***	50%	8	36%	11	37%
CHW53064	Well (228534) - Ellesmere Port	0	-	0	-	0	-	0	-	0	-
CHW50462	Well (228547) - Northwich	0	-	0	-	0	-	0	-	0	-
CHW59170	Westminster Park, T/A Salrook He	0	-	0	-	0	-	0	-	0	-
CHW10087	Beat Initiative Team, Chester LPU	0	-	0	-	0	-	0	-	0	-
CHW10088	Foundation Enterprises NW	0	-	0	-	0	-	0	-	0	-
CHW10089	Adult Mental Health Team, Chester	0	-	0	-	0	-	0	-	0	-
		-	-	-	-	-	-	-	-	-	-
		-	-	-	-	-	-	-	-	-	-
		-	-	-	-	-	-	-	-	-	-
		-	-	-	-	-	-	-	-	-	-
		-	-	-	-	-	-	-	-	-	-
		-	-	-	-	-	-	-	-	-	-
		-	-	-	-	-	-	-	-	-	-
		-	-	-	-	-	-	-	-	-	-
		-	-	-	-	-	-	-	-	-	-
		-	-	-	-	-	-	-	-	-	-
		-	-	-	-	-	-	-	-	-	-
		-	-	-	-	-	-	-	-	-	-
		-	-	-	-	-	-	-	-	-	-
CHW	Cheshire West and Chester LA	424	56%	402	53%	399	57%	326	47%	855	46%

CLIENT REVIEW DATA: BY AGENCY

CLIENTS WITH ASSESSMENT COMPLETED: (LAST QUARTER)

The number and percentage of individuals seen in the last quarter (2018-19 Q3) who have the stated assessment data item completed.

IMS	Agencies	Main Substance		Accommodation Status		Employment Status		Parental Status		Disability		Postcode	
		n	%	n	%	n	%	n	%	n	%	n	%
CHW30027	Aqua House, Chester	67	53%	23	18%	22	17%	20	16%	22	17%	26	21%
CHW30028	Unity House, Ellesmere Port	122	58%	9	4%	7	3%	6	3%	8	4%	96	46%
CHW30045	Old Council House, Northwich	68	60%	32	28%	33	29%	29	26%	23	20%	52	46%
CHW50016	Boots - Foregate St, Chester	-	-	-	-	-	-	-	-	-	-	-	-
CHW50254	J Cubbin & Sons Ltd	-	-	-	-	-	-	-	-	-	-	***	100%
CHW53023	L Rowland & Co (Retail) Ltd - Ellesmere	-	-	-	-	-	-	-	-	-	-	-	-
CHW50875	Lloyds - Middlewich Road, Northwich	-	-	-	-	-	-	-	-	-	-	8	57%
CHW50801	Lloyds - Old Chester Rd, Ellesmere	-	-	-	-	-	-	-	-	-	-	12	100%
CHW50879	Lloyds - Sainsburys Northwich	-	-	-	-	-	-	-	-	-	-	***	100%
CHW50628	Lloyds - Weaverham, Northwich	-	-	-	-	-	-	-	-	-	-	6	86%
CHW59169	Owen's Pharmacy Saltney	-	-	-	-	-	-	-	-	-	-	-	-
CHW50258	Pondas Chemist, Winsford	-	-	-	-	-	-	-	-	-	-	16	76%
CHW53043	Superdrug - Northgate St, Chester	-	-	-	-	-	-	-	-	-	-	***	1%
CHW50377	Swettenham Chemist - Blacon	-	-	-	-	-	-	-	-	-	-	26	62%
CHW50833	Well (228520) - Fountains Health	-	-	-	-	-	-	-	-	-	-	8	36%
CHW53064	Well (228534) - Ellesmere Port	-	-	-	-	-	-	-	-	-	-	-	-
CHW50462	Well (228547) - Northwich	-	-	-	-	-	-	-	-	-	-	-	-
CHW59170	Westminster Park, T/A Salrook He	-	-	-	-	-	-	-	-	-	-	-	-
CHW10087	Beat Initiative Team, Chester LPU	-	-	-	-	-	-	-	-	-	-	-	-
CHW10088	Foundation Enterprises NW	-	-	-	-	-	-	-	-	-	-	-	-
CHW10089	Adult Mental Health Team, Chester	-	-	-	-	-	-	-	-	-	-	-	-
-	-	-	-	-	-	-	-	-	-	-	-	-	-
-	-	-	-	-	-	-	-	-	-	-	-	-	-
-	-	-	-	-	-	-	-	-	-	-	-	-	-
-	-	-	-	-	-	-	-	-	-	-	-	-	-
-	-	-	-	-	-	-	-	-	-	-	-	-	-
-	-	-	-	-	-	-	-	-	-	-	-	-	-
-	-	-	-	-	-	-	-	-	-	-	-	-	-
-	-	-	-	-	-	-	-	-	-	-	-	-	-
-	-	-	-	-	-	-	-	-	-	-	-	-	-
-	-	-	-	-	-	-	-	-	-	-	-	-	-
-	-	-	-	-	-	-	-	-	-	-	-	-	-
-	-	-	-	-	-	-	-	-	-	-	-	-	-
-	-	-	-	-	-	-	-	-	-	-	-	-	-
-	-	-	-	-	-	-	-	-	-	-	-	-	-
CHW	Cheshire West and Chester LA	257	37%	64	9%	62	9%	55	8%	53	8%	247	36%

Clients seen: a count of unique clients who have any one of the following activities recorded within the stated period – brief intervention, onward referral, wellbeing review, syringe exchange transaction, syringe return transaction.

Activity summary: a count of each activity recorded quarterly and for the last year (12 months).

Clients with assessment: the number and percentage of clients seen within the stated period who have ever had an assessment completed.

Assessment data items: the number and percentage of clients seen within the stated period who have ever had the specified data item recorded, this excludes any 'Not Known' responses.

Client and Activity Counts: Red less than ½ quarterly average, Green greater than 1½ times the quarterly average for the agency.

Returns rate: Red below 20% Green over 70%

Data items: Red below 40% Amber between 40 – 70% Green over 70%

The figures shown for Year /12 months are for the last 4 quarters, rather than the current year to date, this is to allow comparison of yearly figures between different reporting periods.

Report prepared by the PHI Monitoring Team,
Public Health Institute, Liverpool John Moores University,
3rd Floor Exchange Station, Tithebarn Street, Liverpool,
L2 2QP. Tel: (0151) 231 4314.
<http://ims.ljmu.ac.uk/info>
www.twitter.com/phi_ims

