

INTRODUCTION:


Issue: 1 Updated: 19/10/2018

This activity & data quality report is designed to accompany the quarterly IMS monitoring report. The information in this report is shown for each service and as a total for the local authority area. The sections of this report show both the consistency in the number of clients and volume of activity that is entered into IMS each quarter, and the number and data quality of assessments that are completed for the clients that are seen.

If you have any questions about your data, need help or more information please do contact us <https://ims.ljmu.ac.uk/contact>

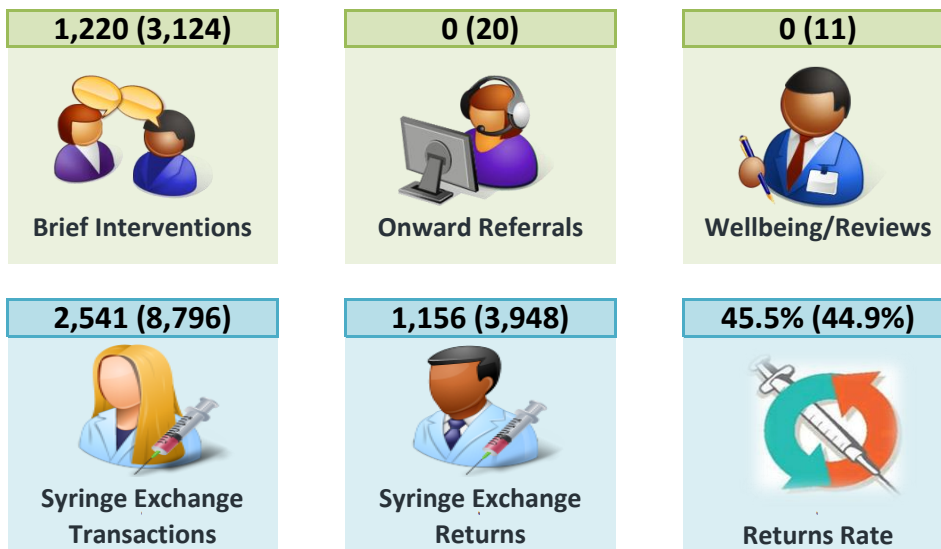
Contents			
Count of individuals	p.2	Clients with assessment	p.5
Count of activity recorded	p.3	Assessment data items	p.6
		Data notes & methodology	p.8

TOTAL CLIENTS SEEN: WIRRAL



* Summary figures where shown in brackets are for a full year / 12 month period


ACTIVITY RECORDED: WIRRAL



In the most recent quarter 1,220 brief interventions were delivered to 1,136 clients in the Wirral local authority area. This equates to an average of 1.07 interventions per person.

There were 1,156 equipment returns recorded during 2018-19 Q2 a ratio of 1 return to every 2.2 syringe exchange visits, (or 45.5% of visits).

ASSESSMENT DATA ITEMS: IMS DATA QUALITY REPORT

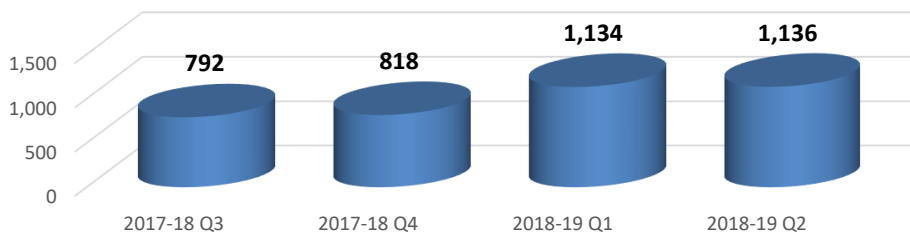


CLIENTS SUMMARY: BY AGENCY

NUMBER OF INDIVIDUALS RECORDED QUARTERLY:

The number of individuals reported by each agency quarterly, and the total number of individuals seen over the last four quarters (rolling 12 months). The local authority figures are the total unique individuals.

IMS	Agencies	2017-18 Q3	2017-18 Q4	2018-19 Q1	2018-19 Q2	Full Year (rolling 12 mths)
WIR10019	Response, Wirral	33	13	12	***	61
WIR10086	Wirral Military Community Services	44	26	19	16	100
WIR10059	Wirral Integrated Recovery Service	8	***	324	348	599
WIR30057	Birkenhead SES, Wirral - CGL	361	394	424	397	981
WIR30058	Moreton SES, Wirral - CGL	37	53	41	36	98
WIR30067	Wallasey SES, Wirral - CGL	53	55	67	72	158
WIR50076	Rowlands (Branch: 1368) - Market St	22	42	24	58	94
WIR50077	Lee's Pharmacy - Wood Church	7	10	10	7	20
WIR50079	Rowlands (Branch: 1284) - Moreton	9	9	12	13	30
WIR50080	Old Chester Pharmacy, Rockferry	34	29	43	43	75
WIR50087	Wilson's Chemist, West Kirby	0	0	0	0	0
WIR50088	Boots (Branch: 5169 - Rockferry)	24	18	16	22	45
WIR50090	Victoria Pharmacy, New Brighton	13	12	12	11	24
WIR50097	Egremont Pharmacy, Wallasey	5	***	0	0	6
WIR50105	Lloyds - (Branch: 6705) Arrowe Park	11	9	11	17	24
WIR50106	Boots (Branch: 5989 - Bidston)	8	11	8	12	21
WIR50108	Wyn Ellis and Son, Poulton Rd, Wallasey	26	14	16	12	37
WIR50135	Cloughton Pharmacy, Park Rd Nth, Birken	31	37	33	36	70
WIR50153	MedicX Pharmacy, St Caths, Tranmere	133	138	134	148	327
		-	-	-	-	-
		-	-	-	-	-
		-	-	-	-	-
		-	-	-	-	-
		-	-	-	-	-
		-	-	-	-	-
		-	-	-	-	-
		-	-	-	-	-
		-	-	-	-	-
		-	-	-	-	-
		-	-	-	-	-
		-	-	-	-	-
		-	-	-	-	-
		-	-	-	-	-
		-	-	-	-	-
		-	-	-	-	-
		-	-	-	-	-
		-	-	-	-	-
		-	-	-	-	-
		-	-	-	-	-
		-	-	-	-	-
		-	-	-	-	-
		-	-	-	-	-
		-	-	-	-	-
		-	-	-	-	-
WIR	Wirral Local Authority	792	818	1,134	1,136	2,498



Number of individuals recorded by services in the Wirral Local Authority area during the last four quarterly periods.

ACTIVITY SUMMARY: BY AGENCY

Total activity by type delivered by each agency quarterly and as a total for the full year (rolling 12 month period).

IMS	Brief Interventions					Onward Referrals					Wellbeing/Reviews				
	2017-18 Q3	2017-18 Q4	2018-19 Q1	2018-19 Q2	Year (12 mths)	2017-18 Q3	2017-18 Q4	2018-19 Q1	2018-19 Q2	Year (12 mths)	2017-18 Q3	2017-18 Q4	2018-19 Q1	2018-19 Q2	Year (12 mths)
WIR10019	96	13	12	6	127	0	0	0	0	0	0	0	0	0	0
WIR10086	46	42	30	17	135	15	***	0	0	16	0	0	0	0	0
WIR10059	8	***	918	927	1,856	0	0	0	0	0	***	***	***	0	11
WIR30057	223	186	149	233	791	***	0	***	0	***	0	0	0	0	0
WIR30058	17	43	45	35	140	0	0	0	0	0	0	0	0	0	0
WIR30067	57	13	***	***	75	0	0	0	0	0	0	0	0	0	0
WIR50076	0	0	0	0	0	0	0	0	0	0	0	0	0	0	0
WIR50077	0	0	0	0	0	0	0	0	0	0	0	0	0	0	0
WIR50079	0	0	0	0	0	0	0	0	0	0	0	0	0	0	0
WIR50080	0	0	0	0	0	0	0	0	0	0	0	0	0	0	0
WIR50087	0	0	0	0	0	0	0	0	0	0	0	0	0	0	0
WIR50088	0	0	0	0	0	0	0	0	0	0	0	0	0	0	0
WIR50090	0	0	0	0	0	0	0	0	0	0	0	0	0	0	0
WIR50097	0	0	0	0	0	0	0	0	0	0	0	0	0	0	0
WIR50105	0	0	0	0	0	0	0	0	0	0	0	0	0	0	0
WIR50106	0	0	0	0	0	0	0	0	0	0	0	0	0	0	0
WIR50108	0	0	0	0	0	0	0	0	0	0	0	0	0	0	0
WIR50135	0	0	0	0	0	0	0	0	0	0	0	0	0	0	0
WIR50153	0	0	0	0	0	0	0	0	0	0	0	0	0	0	0
-	-	-	-	-	-	-	-	-	-	-	-	-	-	-	-
-	-	-	-	-	-	-	-	-	-	-	-	-	-	-	-
-	-	-	-	-	-	-	-	-	-	-	-	-	-	-	-
-	-	-	-	-	-	-	-	-	-	-	-	-	-	-	-
-	-	-	-	-	-	-	-	-	-	-	-	-	-	-	-
-	-	-	-	-	-	-	-	-	-	-	-	-	-	-	-
-	-	-	-	-	-	-	-	-	-	-	-	-	-	-	-
-	-	-	-	-	-	-	-	-	-	-	-	-	-	-	-
-	-	-	-	-	-	-	-	-	-	-	-	-	-	-	-
-	-	-	-	-	-	-	-	-	-	-	-	-	-	-	-
-	-	-	-	-	-	-	-	-	-	-	-	-	-	-	-
-	-	-	-	-	-	-	-	-	-	-	-	-	-	-	-
-	-	-	-	-	-	-	-	-	-	-	-	-	-	-	-
-	-	-	-	-	-	-	-	-	-	-	-	-	-	-	-
-	-	-	-	-	-	-	-	-	-	-	-	-	-	-	-
WIR	447	300	1,157	1,220	3,124	18	***	***	0	20	***	***	***	0	11




3,124 Number of brief interventions delivered to clients in the Wirral Local Authority area this year
That equates to an average of 1.25 interventions per person

ACTIVITY SUMMARY: BY AGENCY

Total activity by type delivered by each agency quarterly and as a total for the current year to date.

IMS	Syringe Exchange Transactions					Syringe Exchange Returns					Returns Rate				
	2017-18 Q3	2017-18 Q4	2018-19 Q1	2018-19 Q2	Year (12 mths)	2017-18 Q3	2017-18 Q4	2018-19 Q1	2018-19 Q2	Year (12 mths)	2017-18 Q3	2017-18 Q4	2018-19 Q1	2018-19 Q2	Year (12 mths)
WIR10019	0	0	0	0	0	0	0	0	0	0	-	-	-	-	-
WIR10086	0	0	0	0	0	0	0	0	0	0	-	-	-	-	-
WIR10059	0	0	0	0	0	0	0	0	0	0	-	-	-	-	-
WIR30057	623	671	733	688	2,715	167	199	173	153	692	27%	30%	24%	22%	25%
WIR30058	49	65	53	52	219	14	22	20	20	76	29%	34%	38%	38%	35%
WIR30067	77	76	107	130	390	23	16	21	34	94	30%	21%	20%	26%	24%
WIR50076	66	152	53	302	573	25	67	11	153	256	38%	44%	21%	51%	45%
WIR50077	32	43	36	21	132	***	***	***	***	12	9%	7%	11%	10%	9%
WIR50079	16	13	15	17	61	11	11	5	9	36	69%	85%	33%	53%	59%
WIR50080	242	232	240	266	980	65	78	78	64	285	27%	34%	33%	24%	29%
WIR50087	0	0	0	0	0	0	0	0	0	0	-	-	-	-	-
WIR50088	33	32	38	45	148	20	24	27	33	104	61%	75%	71%	73%	70%
WIR50090	74	71	61	55	261	37	24	20	29	110	50%	34%	33%	53%	42%
WIR50097	6	***	0	0	7	5	***	0	0	6	83%	100%	-	-	86%
WIR50105	66	48	36	56	206	50	36	20	38	144	76%	75%	56%	68%	70%
WIR50106	29	34	34	40	137	18	25	23	29	95	62%	74%	68%	73%	69%
WIR50108	104	92	59	89	344	87	90	58	84	319	84%	98%	98%	94%	93%
WIR50135	121	130	166	213	630	108	106	129	159	502	89%	82%	78%	75%	80%
WIR50153	509	448	469	567	1,993	331	250	287	349	1,217	65%	56%	61%	62%	61%
-	-	-	-	-	-	-	-	-	-	-	-	-	-	-	-
-	-	-	-	-	-	-	-	-	-	-	-	-	-	-	-
-	-	-	-	-	-	-	-	-	-	-	-	-	-	-	-
-	-	-	-	-	-	-	-	-	-	-	-	-	-	-	-
-	-	-	-	-	-	-	-	-	-	-	-	-	-	-	-
-	-	-	-	-	-	-	-	-	-	-	-	-	-	-	-
-	-	-	-	-	-	-	-	-	-	-	-	-	-	-	-
-	-	-	-	-	-	-	-	-	-	-	-	-	-	-	-
-	-	-	-	-	-	-	-	-	-	-	-	-	-	-	-
-	-	-	-	-	-	-	-	-	-	-	-	-	-	-	-
-	-	-	-	-	-	-	-	-	-	-	-	-	-	-	-
-	-	-	-	-	-	-	-	-	-	-	-	-	-	-	-
-	-	-	-	-	-	-	-	-	-	-	-	-	-	-	-
WIR	2,047	2,108	2,100	2,541	8,796	964	952	876	1,156	3,948	47%	45%	42%	45%	45%



8,796

Number of syringe exchange transactions by clients in the Wirral Local Authority area this year

There were 3,948 equipment returns were recorded

A ratio of 1 return to every 2.2 syringe exchange visits

CLIENT REVIEW DATA: BY AGENCY

CLIENTS WITH ASSESSMENT COMPLETED:

The number and percentage of individuals who have any of the assessment data items completed, shown for each of the last four quarters and for the full year (rolling 12 month period).

IMS	Agencies	2017-18 Q3		2017-18 Q4		2018-19 Q1		2018-19 Q2		Full Year (rolling 12 mths)	
		n	%	n	%	n	%	n	%	n	%
WIR10019	Response, Wirral	32	97%	13	100%	12	100%	***	100%	60	98%
WIR10086	Wirral Military Community Services	0	-	0	-	0	-	0	-	0	-
WIR10059	Wirral Integrated Recovery Service	8	100%	***	100%	324	100%	348	100%	599	100%
WIR30057	Birkenhead SES, Wirral - CGL	331	92%	353	90%	367	87%	364	92%	838	85%
WIR30058	Moreton SES, Wirral - CGL	37	100%	51	96%	41	100%	35	97%	95	97%
WIR30067	Wallasey SES, Wirral - CGL	51	96%	55	100%	64	96%	65	90%	146	92%
WIR50076	Rowlands (Branch: 1368) - Market St	22	100%	42	100%	24	100%	58	100%	94	100%
WIR50077	Lee's Pharmacy - Wood Church	7	100%	10	100%	10	100%	7	100%	20	100%
WIR50079	Rowlands (Branch: 1284) - Moreton	9	100%	9	100%	12	100%	13	100%	30	100%
WIR50080	Old Chester Pharmacy, Rockferry	34	100%	29	100%	43	100%	43	100%	75	100%
WIR50087	Wilson's Chemist, West Kirby	0	-	0	-	0	-	0	-	0	-
WIR50088	Boots (Branch: 5169 - Rockferry)	24	100%	18	100%	16	100%	22	100%	45	100%
WIR50090	Victoria Pharmacy, New Brighton	13	100%	12	100%	12	100%	11	100%	24	100%
WIR50097	Egremont Pharmacy, Wallasey	5	100%	***	100%	0	-	0	-	6	100%
WIR50105	Lloyds - (Branch: 6705) Arrowe Park	11	100%	9	100%	11	100%	17	100%	24	100%
WIR50106	Boots (Branch: 5989 - Bidston)	8	100%	11	100%	8	100%	12	100%	21	100%
WIR50108	Wyn Ellis and Son, Poulton Rd, Wallasey	26	100%	14	100%	16	100%	12	100%	37	100%
WIR50135	Cloughton Pharmacy, Park Rd Nth, Birken	31	100%	37	100%	33	100%	36	100%	70	100%
WIR50153	MedicX Pharmacy, St Caths, Tranmere	133	100%	138	100%	134	100%	148	100%	327	100%
		-	-	-	-	-	-	-	-	-	-
		-	-	-	-	-	-	-	-	-	-
		-	-	-	-	-	-	-	-	-	-
		-	-	-	-	-	-	-	-	-	-
		-	-	-	-	-	-	-	-	-	-
		-	-	-	-	-	-	-	-	-	-
		-	-	-	-	-	-	-	-	-	-
		-	-	-	-	-	-	-	-	-	-
		-	-	-	-	-	-	-	-	-	-
		-	-	-	-	-	-	-	-	-	-
		-	-	-	-	-	-	-	-	-	-
		-	-	-	-	-	-	-	-	-	-
		-	-	-	-	-	-	-	-	-	-
		-	-	-	-	-	-	-	-	-	-
		-	-	-	-	-	-	-	-	-	-
WIR	Wirral Local Authority	715	90%	750	92%	1,058	93%	1,084	95%	2,255	90%

CLIENT REVIEW DATA: BY AGENCY

CLIENTS WITH ASSESSMENT COMPLETED: (FULL YEAR)

The number and percentage of individuals who have the stated assessment data item completed, shown for the full year (rolling 12 month period).

IMS	Agencies	Main Substance		Accommodation Status		Employment Status		Parental Status		Disability		Postcode	
		n	%	n	%	n	%	n	%	n	%	n	%
WIR10019	Response, Wirral	60	98%	59	97%	56	92%	59	97%	24	39%	48	79%
WIR10086	Wirral Military Community Services	-	-	-	-	-	-	-	-	-	-	-	-
WIR10059	Wirral Integrated Recovery Service	599	100%	567	95%	515	86%	598	100%	439	73%	585	98%
WIR30057	Birkenhead SES, Wirral - CGL	837	85%	679	69%	603	61%	557	57%	572	58%	719	73%
WIR30058	Moreton SES, Wirral - CGL	95	97%	62	63%	48	49%	43	44%	43	44%	66	67%
WIR30067	Wallasey SES, Wirral - CGL	146	92%	74	47%	71	45%	62	39%	56	35%	122	77%
WIR50076	Rowlands (Branch: 1368) - Market St	84	89%	-	-	-	-	-	-	-	-	94	100%
WIR50077	Lee's Pharmacy - Wood Church	19	95%	-	-	-	-	-	-	-	-	20	100%
WIR50079	Rowlands (Branch: 1284) - Moreton	***	3%	-	-	-	-	-	-	-	-	30	100%
WIR50080	Old Chester Pharmacy, Rockferry	71	95%	-	-	-	-	-	-	-	-	75	100%
WIR50087	Wilson's Chemist, West Kirby	-	-	-	-	-	-	-	-	-	-	-	-
WIR50088	Boots (Branch: 5169 - Rockferry)	22	49%	-	-	-	-	-	-	-	-	45	100%
WIR50090	Victoria Pharmacy, New Brighton	14	58%	-	-	-	-	-	-	-	-	24	100%
WIR50097	Egremont Pharmacy, Wallasey	6	100%	-	-	-	-	-	-	-	-	6	100%
WIR50105	Lloyds - (Branch: 6705) Arrowe Park	18	75%	-	-	-	-	-	-	-	-	24	100%
WIR50106	Boots (Branch: 5989 - Bidston)	13	62%	-	-	-	-	-	-	-	-	21	100%
WIR50108	Wyn Ellis and Son, Poulton Rd, Wallasey	21	57%	-	-	-	-	-	-	-	-	37	100%
WIR50135	Cloughton Pharmacy, Park Rd Nth, Birken	54	77%	-	-	-	-	-	-	-	-	70	100%
WIR50153	MedicX Pharmacy, St Caths, Tranmere	204	62%	-	-	-	-	-	-	-	-	327	100%
		-	-	-	-	-	-	-	-	-	-	-	-
		-	-	-	-	-	-	-	-	-	-	-	-
		-	-	-	-	-	-	-	-	-	-	-	-
		-	-	-	-	-	-	-	-	-	-	-	-
		-	-	-	-	-	-	-	-	-	-	-	-
		-	-	-	-	-	-	-	-	-	-	-	-
		-	-	-	-	-	-	-	-	-	-	-	-
		-	-	-	-	-	-	-	-	-	-	-	-
		-	-	-	-	-	-	-	-	-	-	-	-
		-	-	-	-	-	-	-	-	-	-	-	-
		-	-	-	-	-	-	-	-	-	-	-	-
		-	-	-	-	-	-	-	-	-	-	-	-
		-	-	-	-	-	-	-	-	-	-	-	-
		-	-	-	-	-	-	-	-	-	-	-	-
		-	-	-	-	-	-	-	-	-	-	-	-
		-	-	-	-	-	-	-	-	-	-	-	-
		-	-	-	-	-	-	-	-	-	-	-	-
WIR	Wirral Local Authority	2,066	83%	1,408	56%	1,266	51%	1,293	52%	1,117	45%	2,098	84%

CLIENT REVIEW DATA: BY AGENCY

CLIENTS WITH ASSESSMENT COMPLETED: (LAST QUARTER)

The number and percentage of individuals seen in the last quarter (2018-19 Q2) who have the stated assessment data item completed.

IMS	Agencies	Main Substance		Accommodation Status		Employment Status		Parental Status		Disability		Postcode	
		n	%	n	%	n	%	n	%	n	%	n	%
WIR10019	Response, Wirral	***	100%	***	100%	***	100%	***	100%	***	67%	***	100%
WIR10086	Wirral Military Community Services	-	-	-	-	-	-	-	-	-	-	-	-
WIR10059	Wirral Integrated Recovery Service	348	100%	322	93%	290	83%	348	100%	251	72%	338	97%
WIR30057	Birkenhead SES, Wirral - CGL	363	91%	299	75%	272	69%	244	61%	251	63%	309	78%
WIR30058	Moreton SES, Wirral - CGL	35	97%	27	75%	24	67%	21	58%	21	58%	28	78%
WIR30067	Wallasey SES, Wirral - CGL	65	90%	37	51%	35	49%	30	42%	25	35%	58	81%
WIR50076	Rowlands (Branch: 1368) - Market St	49	84%	-	-	-	-	-	-	-	-	58	100%
WIR50077	Lee's Pharmacy - Wood Church	7	100%	-	-	-	-	-	-	-	-	7	100%
WIR50079	Rowlands (Branch: 1284) - Moreton	-	-	-	-	-	-	-	-	-	-	13	100%
WIR50080	Old Chester Pharmacy, Rockferry	40	93%	-	-	-	-	-	-	-	-	43	100%
WIR50087	Wilson's Chemist, West Kirby	-	-	-	-	-	-	-	-	-	-	-	-
WIR50088	Boots (Branch: 5169 - Rockferry)	14	64%	-	-	-	-	-	-	-	-	22	100%
WIR50090	Victoria Pharmacy, New Brighton	8	73%	-	-	-	-	-	-	-	-	11	100%
WIR50097	Egremont Pharmacy, Wallasey	-	-	-	-	-	-	-	-	-	-	-	-
WIR50105	Lloyds - (Branch: 6705) Arrowe Park	14	82%	-	-	-	-	-	-	-	-	17	100%
WIR50106	Boots (Branch: 5989 - Bidston)	8	67%	-	-	-	-	-	-	-	-	12	100%
WIR50108	Wyn Ellis and Son, Poulton Rd, Wallasey	8	67%	-	-	-	-	-	-	-	-	12	100%
WIR50135	Cloughton Pharmacy, Park Rd Nth, Birken	30	83%	-	-	-	-	-	-	-	-	36	100%
WIR50153	MedicX Pharmacy, St Caths, Tranmere	99	67%	-	-	-	-	-	-	-	-	148	100%
		-	-	-	-	-	-	-	-	-	-	-	-
		-	-	-	-	-	-	-	-	-	-	-	-
		-	-	-	-	-	-	-	-	-	-	-	-
		-	-	-	-	-	-	-	-	-	-	-	-
		-	-	-	-	-	-	-	-	-	-	-	-
		-	-	-	-	-	-	-	-	-	-	-	-
		-	-	-	-	-	-	-	-	-	-	-	-
		-	-	-	-	-	-	-	-	-	-	-	-
		-	-	-	-	-	-	-	-	-	-	-	-
		-	-	-	-	-	-	-	-	-	-	-	-
		-	-	-	-	-	-	-	-	-	-	-	-
		-	-	-	-	-	-	-	-	-	-	-	-
		-	-	-	-	-	-	-	-	-	-	-	-
		-	-	-	-	-	-	-	-	-	-	-	-
		-	-	-	-	-	-	-	-	-	-	-	-
		-	-	-	-	-	-	-	-	-	-	-	-
		-	-	-	-	-	-	-	-	-	-	-	-
		-	-	-	-	-	-	-	-	-	-	-	-
WIR	Wirral Local Authority	1,003	88%	677	60%	614	54%	636	56%	546	48%	1,019	90%

Clients seen: a count of unique clients who have any one of the following activities recorded within the stated period – brief intervention, onward referral, wellbeing review, syringe exchange transaction, syringe return transaction.

Activity summary: a count of each activity recorded quarterly and for the last year (12 months).

Clients with assessment: the number and percentage of clients seen within the stated period who have ever had an assessment completed.

Assessment data items: the number and percentage of clients seen within the stated period who have ever had the specified data item recorded, this excludes any 'Not Known' responses.

Client and Activity Counts: Red less than ½ quarterly average, Green greater than 1½ times the quarterly average for the agency.

Returns rate: Red below 20% Green over 70%

Data items: Red below 40% Amber between 40 – 70% Green over 70%

The figures shown for Year /12 months are for the last 4 quarters, rather than the current year to date, this is to allow comparison of yearly figures between different reporting periods.

Report prepared by the PHI Monitoring Team,
Public Health Institute, Liverpool John Moores University,
Henry Cotton Building, 15-21 Webster Street, Liverpool,
L3 2ET. Tel: (0151) 231 4314.
<http://ims.ljmu.ac.uk/info>
www.twitter.com/phi_ims

