

INTRODUCTION:

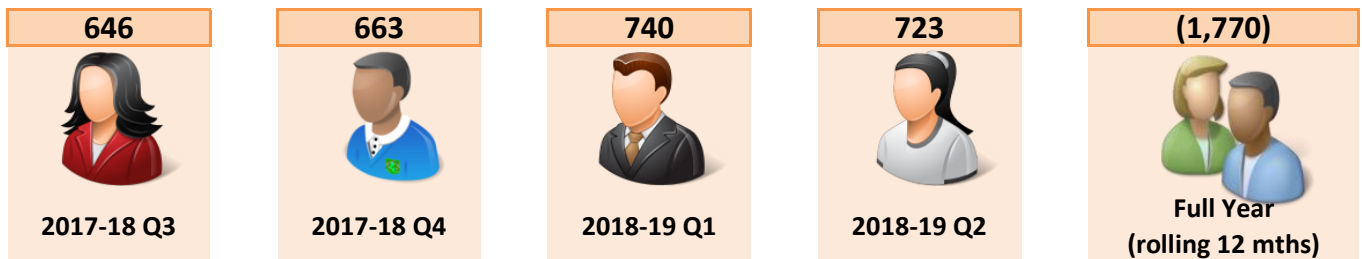
Issue: 1 Updated: 19/10/2018

This activity & data quality report is designed to accompany the quarterly IMS monitoring report. The information in this report is shown for each service and as a total for the local authority area. The sections of this report show both the consistency in the number of clients and volume of activity that is entered into IMS each quarter, and the number and data quality of assessments that are completed for the clients that are seen.

If you have any questions about your data, need help or more information please do contact us <https://ims.ljmu.ac.uk/contact>

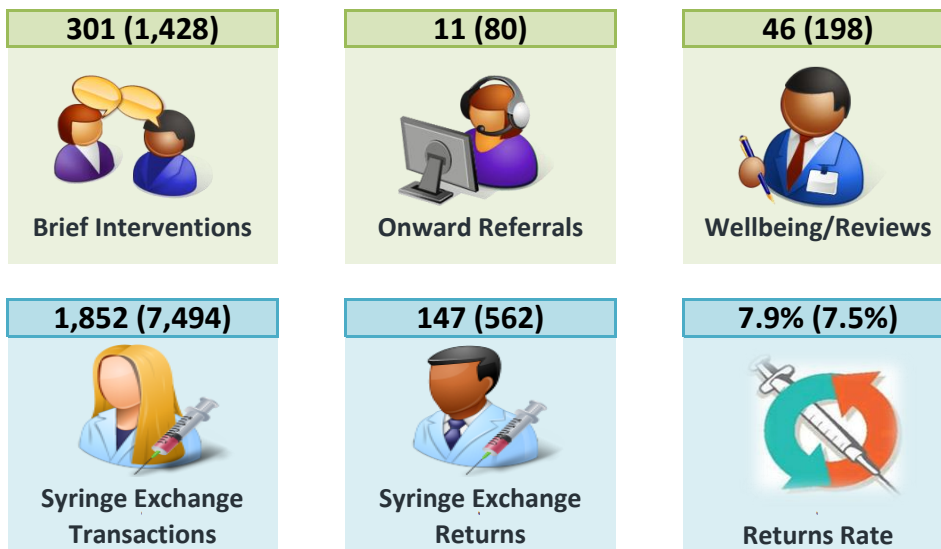
Contents			
Count of individuals	p.2	Clients with assessment	p.5
Count of activity recorded	p.3	Assessment data items	p.6
		Data notes & methodology	p.8

TOTAL CLIENTS SEEN: SEFTON



* Summary figures where shown in brackets are for a full year / 12 month period


ACTIVITY RECORDED: SEFTON



In the most recent quarter 301 brief interventions were delivered to 723 clients in the Sefton local authority area. This equates to an average of 0.42 interventions per person.

There were 147 equipment returns recorded during 2018-19 Q2 a ratio of 1 return to every 12.6 syringe exchange visits, (or 7.9% of visits).

ASSESSMENT DATA ITEMS: IMS DATA QUALITY REPORT

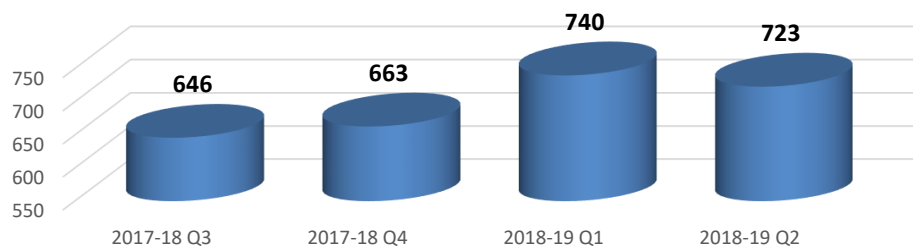


CLIENTS SUMMARY: BY AGENCY

NUMBER OF INDIVIDUALS RECORDED QUARTERLY:

The number of individuals reported by each agency quarterly, and the total number of individuals seen over the last four quarters (rolling 12 months). The local authority figures are the total unique individuals.

IMS	Agencies	2017-18 Q3	2017-18 Q4	2018-19 Q1	2018-19 Q2	Full Year (rolling 12 mths)
SEF10056	Independence Initiative	15	34	31	36	89
SEF10077	Ambition Sefton, Southport - MerseyCare	96	91	112	124	247
SEF10078	Ambition Sefton, Bootle - MerseyCare	30	30	43	26	81
SEF10090	Addaction YP & Families Sefton	14	0	0	0	14
SEF55000	Aintree Pharmacy	18	17	25	21	54
SEF55708	M L Davey Chemist, Litherland	24	32	23	29	51
SEF56448	Bispham Road Pharmacy	21	24	43	35	91
SEF56452	Boots - South Rd, Waterloo	35	33	41	37	88
SEF56453	Boots - Liverpool Rd, Crosby	***	7	10	8	21
SEF56456	Cohens - Marian Square, Netherton	27	42	46	36	94
SEF56460	Haddens Pharmacy - Litherland Rd, Bootle	70	75	81	68	172
SEF56462	Lloyds - Knowsley Rd	30	0	74	79	159
SEF56464	Lloyds - North Park	***	***	***	0	7
SEF56466	Netherton Park Pharmacy	7	***	5	5	17
SEF56499	Higgins Pharmacy - Crosby Road North	22	25	22	22	67
SEF56504	Lloyds - Crosby Rd North	13	11	7	9	34
SEF56507	Rowlands - Upper Aughton Rd	***	***	5	9	17
SEF56520	Superdrug - Eastbank Street, Southport	112	115	105	89	248
SEF56525	Boots - Cambridge Rd, Southport	0	0	0	0	0
SEF56526	Boots - Seaforth	154	157	128	141	381
		-	-	-	-	-
		-	-	-	-	-
		-	-	-	-	-
		-	-	-	-	-
		-	-	-	-	-
		-	-	-	-	-
		-	-	-	-	-
		-	-	-	-	-
		-	-	-	-	-
		-	-	-	-	-
		-	-	-	-	-
		-	-	-	-	-
		-	-	-	-	-
		-	-	-	-	-
		-	-	-	-	-
		-	-	-	-	-
		-	-	-	-	-
		-	-	-	-	-
		-	-	-	-	-
		-	-	-	-	-
		-	-	-	-	-
		-	-	-	-	-
		-	-	-	-	-
SEF	Sefton Local Authority	646	663	740	723	1,770



Number of individuals recorded by services in the Sefton Local Authority area during the last four quarterly periods.

ACTIVITY SUMMARY: BY AGENCY

Total activity by type delivered by each agency quarterly and as a total for the full year (rolling 12 month period).

IMS	Brief Interventions					Onward Referrals					Wellbeing/Reviews				
	2017-18 Q3	2017-18 Q4	2018-19 Q1	2018-19 Q2	Year (12 mths)	2017-18 Q3	2017-18 Q4	2018-19 Q1	2018-19 Q2	Year (12 mths)	2017-18 Q3	2017-18 Q4	2018-19 Q1	2018-19 Q2	Year (12 mths)
SEF10056	10	21	19	26	76	10	27	31	11	79	10	23	25	33	91
SEF10077	114	73	82	69	338	0	0	0	0	0	***	8	5	5	21
SEF10078	160	179	218	165	722	***	0	0	0	***	16	19	31	8	74
SEF10090	14	0	0	0	14	0	0	0	0	0	0	0	0	0	0
SEF55000	8	10	9	8	35	0	0	0	0	0	0	0	0	0	0
SEF55708	***	6	5	7	19	0	0	0	0	0	0	0	0	0	0
SEF56448	0	0	0	0	0	0	0	0	0	0	0	0	0	0	0
SEF56452	***	7	6	***	16	0	0	0	0	0	0	0	0	0	0
SEF56453	0	0	0	0	0	0	0	0	0	0	0	0	0	0	0
SEF56456	0	***	5	0	8	0	0	0	0	0	0	0	0	0	0
SEF56460	14	38	38	14	104	0	0	0	0	0	0	0	0	0	0
SEF56462	0	0	0	0	0	0	0	0	0	0	0	0	0	0	0
SEF56464	0	***	0	0	***	0	0	0	0	0	0	0	0	0	0
SEF56466	***	0	***	***	***	0	0	0	0	0	0	0	0	0	0
SEF56499	0	0	0	0	0	0	0	0	0	0	0	0	0	0	0
SEF56504	12	5	5	5	27	0	0	0	0	0	0	0	0	0	0
SEF56507	0	***	0	0	***	0	0	0	0	0	0	0	0	0	0
SEF56520	***	27	21	***	54	0	0	0	0	0	0	0	0	0	0
SEF56525	0	0	0	0	0	0	0	0	0	0	0	0	0	0	0
SEF56526	0	***	5	***	9	0	0	0	0	0	0	0	0	0	0
-	-	-	-	-	-	-	-	-	-	-	-	-	-	-	-
-	-	-	-	-	-	-	-	-	-	-	-	-	-	-	-
-	-	-	-	-	-	-	-	-	-	-	-	-	-	-	-
-	-	-	-	-	-	-	-	-	-	-	-	-	-	-	-
-	-	-	-	-	-	-	-	-	-	-	-	-	-	-	-
-	-	-	-	-	-	-	-	-	-	-	-	-	-	-	-
-	-	-	-	-	-	-	-	-	-	-	-	-	-	-	-
-	-	-	-	-	-	-	-	-	-	-	-	-	-	-	-
-	-	-	-	-	-	-	-	-	-	-	-	-	-	-	-
-	-	-	-	-	-	-	-	-	-	-	-	-	-	-	-
-	-	-	-	-	-	-	-	-	-	-	-	-	-	-	-
-	-	-	-	-	-	-	-	-	-	-	-	-	-	-	-
SEF	339	374	414	301	1,428	11	27	31	11	80	29	62	61	46	198




1,428 Number of brief interventions delivered to clients in the Sefton Local Authority area this year
 That equates to an average of 0.81 interventions per person

ACTIVITY SUMMARY: BY AGENCY

Total activity by type delivered by each agency quarterly and as a total for the current year to date.

IMS	Syringe Exchange Transactions					Syringe Exchange Returns					Returns Rate				
	2017-18 Q3	2017-18 Q4	2018-19 Q1	2018-19 Q2	Year (12 mths)	2017-18 Q3	2017-18 Q4	2018-19 Q1	2018-19 Q2	Year (12 mths)	2017-18 Q3	2017-18 Q4	2018-19 Q1	2018-19 Q2	Year (12 mths)
SEF10056	0	0	0	0	0	0	0	0	0	0	-	-	-	-	-
SEF10077	265	281	311	326	1,183	17	12	22	37	88	6%	4%	7%	11%	7%
SEF10078	60	63	70	55	248	15	19	10	7	51	25%	30%	14%	13%	21%
SEF10090	0	0	0	0	0	0	0	0	0	0	-	-	-	-	-
SEF55000	34	26	35	39	134	20	14	28	27	89	59%	54%	80%	69%	66%
SEF55708	206	166	103	130	605	22	26	15	20	83	11%	16%	15%	15%	14%
SEF56448	25	30	59	49	163	0	0	0	0	0	0%	0%	0%	0%	0%
SEF56452	97	106	116	147	466	0	***	0	0	***	0%	3%	0%	0%	1%
SEF56453	17	7	19	9	52	0	0	***	***	***	0%	0%	5%	33%	8%
SEF56456	108	127	144	122	501	13	12	8	6	39	12%	9%	6%	5%	8%
SEF56460	161	184	180	125	650	0	0	0	***	***	0%	0%	0%	2%	0%
SEF56462	37	0	117	140	294	0	0	***	***	***	0%	-	1%	1%	1%
SEF56464	***	***	***	0	7	***	***	0	0	***	50%	25%	0%	-	29%
SEF56466	7	***	8	6	25	0	0	0	***	***	0%	0%	0%	33%	8%
SEF56499	40	38	39	45	162	0	0	0	***	***	0%	0%	0%	4%	1%
SEF56504	15	11	10	30	66	***	0	0	0	***	13%	0%	0%	0%	3%
SEF56507	***	***	11	11	27	0	0	0	0	0	0%	0%	0%	0%	0%
SEF56520	577	452	541	402	1,972	57	46	43	37	183	10%	10%	8%	9%	9%
SEF56525	0	0	0	0	0	0	0	0	0	0	-	-	-	-	-
SEF56526	250	281	192	216	939	***	***	***	***	10	1%	0%	2%	1%	1%
	-	-	-	-	-	-	-	-	-	-	-	-	-	-	-
	-	-	-	-	-	-	-	-	-	-	-	-	-	-	-
	-	-	-	-	-	-	-	-	-	-	-	-	-	-	-
	-	-	-	-	-	-	-	-	-	-	-	-	-	-	-
	-	-	-	-	-	-	-	-	-	-	-	-	-	-	-
	-	-	-	-	-	-	-	-	-	-	-	-	-	-	-
	-	-	-	-	-	-	-	-	-	-	-	-	-	-	-
	-	-	-	-	-	-	-	-	-	-	-	-	-	-	-
	-	-	-	-	-	-	-	-	-	-	-	-	-	-	-
	-	-	-	-	-	-	-	-	-	-	-	-	-	-	-
	-	-	-	-	-	-	-	-	-	-	-	-	-	-	-
	-	-	-	-	-	-	-	-	-	-	-	-	-	-	-
	-	-	-	-	-	-	-	-	-	-	-	-	-	-	-
	-	-	-	-	-	-	-	-	-	-	-	-	-	-	-
	-	-	-	-	-	-	-	-	-	-	-	-	-	-	-
SEF	1,904	1,782	1,956	1,852	7,494	149	134	132	147	562	8%	8%	7%	8%	7%



7,494

Number of syringe exchange transactions by clients in the Sefton Local Authority area this year

**There were 562 equipment returns were recorded
A ratio of 1 return to every 13.3 syringe exchange visits**

CLIENT REVIEW DATA: BY AGENCY

CLIENTS WITH ASSESSMENT COMPLETED:

The number and percentage of individuals who have any of the assessment data items completed, shown for each of the last four quarters and for the full year (rolling 12 month period).

IMS	Agencies	2017-18 Q3		2017-18 Q4		2018-19 Q1		2018-19 Q2		Full Year (rolling 12 mths)	
		n	%	n	%	n	%	n	%	n	%
SEF10056	Independence Initiative	15	100%	33	97%	30	97%	34	94%	86	97%
SEF10077	Ambition Sefton, Southport - MerseyCare	87	91%	80	88%	109	97%	120	97%	221	89%
SEF10078	Ambition Sefton, Bootle - MerseyCare	30	100%	30	100%	43	100%	25	96%	80	99%
SEF10090	Addaction YP & Families Sefton	13	93%	0	-	0	-	0	-	13	93%
SEF55000	Aintree Pharmacy	18	100%	17	100%	25	100%	21	100%	54	100%
SEF55708	M L Davey Chemist, Litherland	24	100%	32	100%	23	100%	29	100%	51	100%
SEF56448	Bispham Road Pharmacy	21	100%	24	100%	43	100%	35	100%	91	100%
SEF56452	Boots - South Rd, Waterloo	35	100%	33	100%	41	100%	37	100%	88	100%
SEF56453	Boots - Liverpool Rd, Crosby	***	100%	7	100%	10	100%	8	100%	21	100%
SEF56456	Cohens - Marian Square, Netherton	27	100%	42	100%	46	100%	36	100%	94	100%
SEF56460	Haddens Pharmacy - Litherland Rd, Bootle	70	100%	75	100%	81	100%	68	100%	172	100%
SEF56462	Lloyds - Knowsley Rd	30	100%	0	-	74	100%	79	100%	159	100%
SEF56464	Lloyds - North Park	***	100%	***	100%	***	100%	0	-	7	100%
SEF56466	Netherton Park Pharmacy	7	100%	***	100%	5	100%	5	100%	17	100%
SEF56499	Higgins Pharmacy - Crosby Road North	22	100%	25	100%	22	100%	22	100%	67	100%
SEF56504	Lloyds - Crosby Rd North	13	100%	11	100%	7	100%	9	100%	34	100%
SEF56507	Rowlands - Upper Aughton Rd	***	100%	***	100%	5	100%	9	100%	17	100%
SEF56520	Superdrug - Eastbank Street, Southport	112	100%	115	100%	105	100%	89	100%	248	100%
SEF56525	Boots - Cambridge Rd, Southport	0	-	0	-	0	-	0	-	0	-
SEF56526	Boots - Seaforth	154	100%	157	100%	128	100%	141	100%	381	100%
		-	-	-	-	-	-	-	-	-	-
		-	-	-	-	-	-	-	-	-	-
		-	-	-	-	-	-	-	-	-	-
		-	-	-	-	-	-	-	-	-	-
		-	-	-	-	-	-	-	-	-	-
		-	-	-	-	-	-	-	-	-	-
		-	-	-	-	-	-	-	-	-	-
		-	-	-	-	-	-	-	-	-	-
		-	-	-	-	-	-	-	-	-	-
		-	-	-	-	-	-	-	-	-	-
		-	-	-	-	-	-	-	-	-	-
		-	-	-	-	-	-	-	-	-	-
		-	-	-	-	-	-	-	-	-	-
		-	-	-	-	-	-	-	-	-	-
		-	-	-	-	-	-	-	-	-	-
		-	-	-	-	-	-	-	-	-	-
		-	-	-	-	-	-	-	-	-	-
		-	-	-	-	-	-	-	-	-	-
SEF	Sefton Local Authority	636	98%	648	98%	737	100%	716	99%	1,741	98%

CLIENT REVIEW DATA: BY AGENCY

CLIENTS WITH ASSESSMENT COMPLETED: (FULL YEAR)

The number and percentage of individuals who have the stated assessment data item completed, shown for the full year (rolling 12 month period).

IMS	Agencies	Main Substance		Accommodation Status		Employment Status		Parental Status		Disability		Postcode	
		n	%	n	%	n	%	n	%	n	%	n	%
SEF10056	Independence Initiative	86	97%	86	97%	86	97%	85	96%	83	93%	86	97%
SEF10077	Ambition Sefton, Southport - MerseyCare	221	89%	146	59%	95	38%	92	37%	69	28%	185	75%
SEF10078	Ambition Sefton, Bootle - MerseyCare	80	99%	61	75%	59	73%	60	74%	56	69%	79	98%
SEF10090	Addaction YP & Families Sefton	13	93%	8	57%	7	50%	***	21%	***	29%	12	86%
SEF55000	Aintree Pharmacy	50	93%	54	100%	-	-	-	-	-	-	51	94%
SEF55708	M L Davey Chemist, Litherland	48	94%	51	100%	-	-	-	-	-	-	40	78%
SEF56448	Bispham Road Pharmacy	-	-	91	100%	-	-	-	-	-	-	***	1%
SEF56452	Boots - South Rd, Waterloo	49	56%	88	100%	-	-	-	-	-	-	65	74%
SEF56453	Boots - Liverpool Rd, Crosby	20	95%	21	100%	-	-	-	-	-	-	17	81%
SEF56456	Cohens - Marian Square, Netherton	70	74%	94	100%	-	-	-	-	-	-	79	84%
SEF56460	Haddens Pharmacy - Litherland Rd, Bootle	172	100%	172	100%	-	-	-	-	-	-	145	84%
SEF56462	Lloyds - Knowsley Rd	116	73%	159	100%	-	-	-	-	-	-	56	35%
SEF56464	Lloyds - North Park	7	100%	7	100%	-	-	-	-	-	-	-	-
SEF56466	Netherton Park Pharmacy	8	47%	17	100%	-	-	-	-	-	-	8	47%
SEF56499	Higgins Pharmacy - Crosby Road North	56	84%	67	100%	-	-	-	-	-	-	61	91%
SEF56504	Lloyds - Crosby Rd North	26	76%	34	100%	-	-	-	-	-	-	29	85%
SEF56507	Rowlands - Upper Aughton Rd	16	94%	17	100%	-	-	-	-	-	-	15	88%
SEF56520	Superdrug - Eastbank Street, Southport	238	96%	248	100%	-	-	-	-	-	-	222	90%
SEF56525	Boots - Cambridge Rd, Southport	-	-	-	-	-	-	-	-	-	-	-	-
SEF56526	Boots - Seaforth	315	83%	381	100%	-	-	-	-	-	-	109	29%
		-	-	-	-	-	-	-	-	-	-	-	-
		-	-	-	-	-	-	-	-	-	-	-	-
		-	-	-	-	-	-	-	-	-	-	-	-
		-	-	-	-	-	-	-	-	-	-	-	-
		-	-	-	-	-	-	-	-	-	-	-	-
		-	-	-	-	-	-	-	-	-	-	-	-
		-	-	-	-	-	-	-	-	-	-	-	-
		-	-	-	-	-	-	-	-	-	-	-	-
		-	-	-	-	-	-	-	-	-	-	-	-
		-	-	-	-	-	-	-	-	-	-	-	-
		-	-	-	-	-	-	-	-	-	-	-	-
		-	-	-	-	-	-	-	-	-	-	-	-
		-	-	-	-	-	-	-	-	-	-	-	-
		-	-	-	-	-	-	-	-	-	-	-	-
SEF	Sefton Local Authority	1,459	82%	1,649	93%	244	14%	237	13%	210	12%	1,164	66%

CLIENT REVIEW DATA: BY AGENCY

CLIENTS WITH ASSESSMENT COMPLETED: (LAST QUARTER)

The number and percentage of individuals seen in the last quarter (2018-19 Q2) who have the stated assessment data item completed.

IMS	Agencies	Main Substance		Accommodation Status		Employment Status		Parental Status		Disability		Postcode	
		n	%	n	%	n	%	n	%	n	%	n	%
SEF10056	Independence Initiative	34	94%	34	94%	34	94%	34	94%	33	92%	34	94%
SEF10077	Ambition Sefton, Southport - MerseyCare	120	97%	85	69%	55	44%	54	44%	34	27%	95	77%
SEF10078	Ambition Sefton, Bootle - MerseyCare	25	96%	19	73%	18	69%	19	73%	17	65%	25	96%
SEF10090	Addaction YP & Families Sefton	-	-	-	-	-	-	-	-	-	-	-	-
SEF55000	Aintree Pharmacy	20	95%	21	100%	-	-	-	-	-	-	20	95%
SEF55708	M L Davey Chemist, Litherland	28	97%	29	100%	-	-	-	-	-	-	25	86%
SEF56448	Bispham Road Pharmacy	-	-	35	100%	-	-	-	-	-	-	-	-
SEF56452	Boots - South Rd, Waterloo	21	57%	37	100%	-	-	-	-	-	-	24	65%
SEF56453	Boots - Liverpool Rd, Crosby	8	100%	8	100%	-	-	-	-	-	-	6	75%
SEF56456	Cohens - Marian Square, Netherton	29	81%	36	100%	-	-	-	-	-	-	28	78%
SEF56460	Haddens Pharmacy - Litherland Rd, Bootle	68	100%	68	100%	-	-	-	-	-	-	58	85%
SEF56462	Lloyds - Knowsley Rd	41	52%	79	100%	-	-	-	-	-	-	21	27%
SEF56464	Lloyds - North Park	-	-	-	-	-	-	-	-	-	-	-	-
SEF56466	Netherton Park Pharmacy	***	80%	5	100%	-	-	-	-	-	-	***	20%
SEF56499	Higgins Pharmacy - Crosby Road North	18	82%	22	100%	-	-	-	-	-	-	20	91%
SEF56504	Lloyds - Crosby Rd North	7	78%	9	100%	-	-	-	-	-	-	9	100%
SEF56507	Rowlands - Upper Aughton Rd	8	89%	9	100%	-	-	-	-	-	-	8	89%
SEF56520	Superdrug - Eastbank Street, Southport	83	93%	89	100%	-	-	-	-	-	-	78	88%
SEF56525	Boots - Cambridge Rd, Southport	-	-	-	-	-	-	-	-	-	-	-	-
SEF56526	Boots - Seaforth	115	82%	141	100%	-	-	-	-	-	-	49	35%
		-	-	-	-	-	-	-	-	-	-	-	-
		-	-	-	-	-	-	-	-	-	-	-	-
		-	-	-	-	-	-	-	-	-	-	-	-
		-	-	-	-	-	-	-	-	-	-	-	-
		-	-	-	-	-	-	-	-	-	-	-	-
		-	-	-	-	-	-	-	-	-	-	-	-
		-	-	-	-	-	-	-	-	-	-	-	-
		-	-	-	-	-	-	-	-	-	-	-	-
		-	-	-	-	-	-	-	-	-	-	-	-
		-	-	-	-	-	-	-	-	-	-	-	-
		-	-	-	-	-	-	-	-	-	-	-	-
		-	-	-	-	-	-	-	-	-	-	-	-
		-	-	-	-	-	-	-	-	-	-	-	-
		-	-	-	-	-	-	-	-	-	-	-	-
		-	-	-	-	-	-	-	-	-	-	-	-
		-	-	-	-	-	-	-	-	-	-	-	-
		-	-	-	-	-	-	-	-	-	-	-	-
SEF	Sefton Local Authority	586	81%	675	93%	107	15%	107	15%	84	12%	469	65%

Clients seen: a count of unique clients who have any one of the following activities recorded within the stated period – brief intervention, onward referral, wellbeing review, syringe exchange transaction, syringe return transaction.

Activity summary: a count of each activity recorded quarterly and for the last year (12 months).

Clients with assessment: the number and percentage of clients seen within the stated period who have ever had an assessment completed.

Assessment data items: the number and percentage of clients seen within the stated period who have ever had the specified data item recorded, this excludes any 'Not Known' responses.

Client and Activity Counts: Red less than ½ quarterly average, Green greater than 1½ times the quarterly average for the agency.

Returns rate: Red below 20% Green over 70%

Data items: Red below 40% Amber between 40 – 70% Green over 70%

The figures shown for Year /12 months are for the last 4 quarters, rather than the current year to date, this is to allow comparison of yearly figures between different reporting periods.

Report prepared by the PHI Monitoring Team,
Public Health Institute, Liverpool John Moores University,
Henry Cotton Building, 15-21 Webster Street, Liverpool,
L3 2ET. Tel: (0151) 231 4314.
<http://ims.ljmu.ac.uk/info>
www.twitter.com/phi_ims

