

INTRODUCTION:

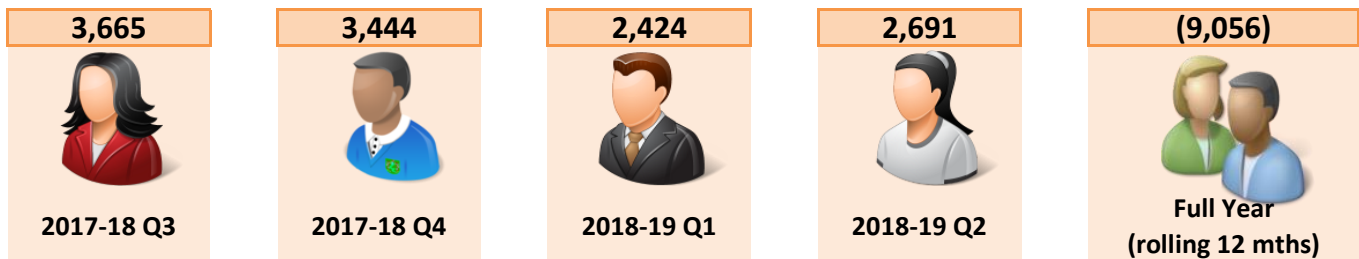
Issue: 1 Updated: 23/10/2018

This activity & data quality report is designed to accompany the quarterly IMS monitoring report. The information in this report is shown for each service and as a total for the local authority area. The sections of this report show both the consistency in the number of clients and volume of activity that is entered into IMS each quarter, and the number and data quality of assessments that are completed for the clients that are seen.

If you have any questions about your data, need help or more information please do contact us <https://ims.ljmu.ac.uk/contact>

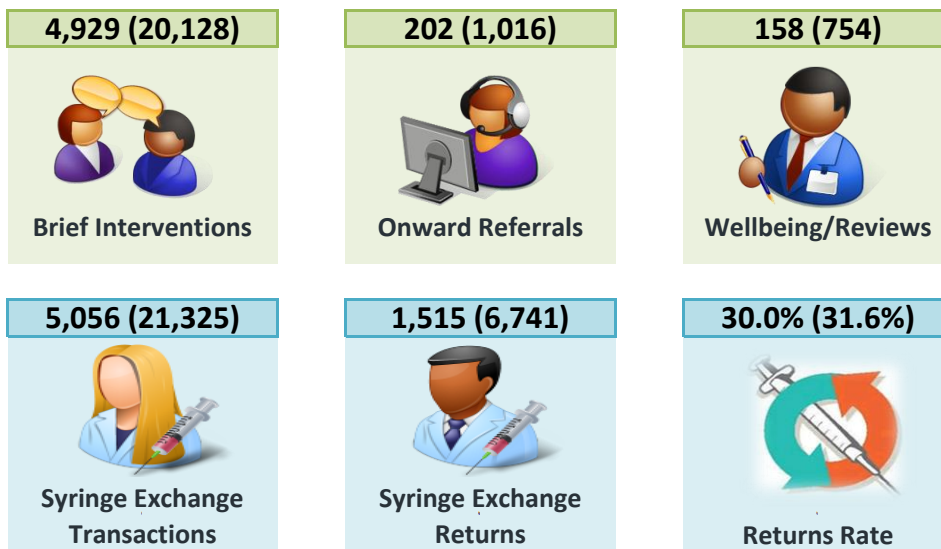
Contents			
Count of individuals	p.2	Clients with assessment	p.5
Count of activity recorded	p.3	Assessment data items	p.6
		Data notes & methodology	p.8

TOTAL CLIENTS SEEN: LIVERPOOL



* Summary figures where shown in brackets are for a full year / 12 month period


ACTIVITY RECORDED: LIVERPOOL



In the most recent quarter 4,929 brief interventions were delivered to 2,691 clients in the Liverpool local authority area. This equates to an average of 1.83 interventions per person.

There were 1,515 equipment returns recorded during 2018-19 Q2 a ratio of 1 return to every 3.3 syringe exchange visits, (or 30.0% of visits).

ASSESSMENT DATA ITEMS: IMS DATA QUALITY REPORT - LIV

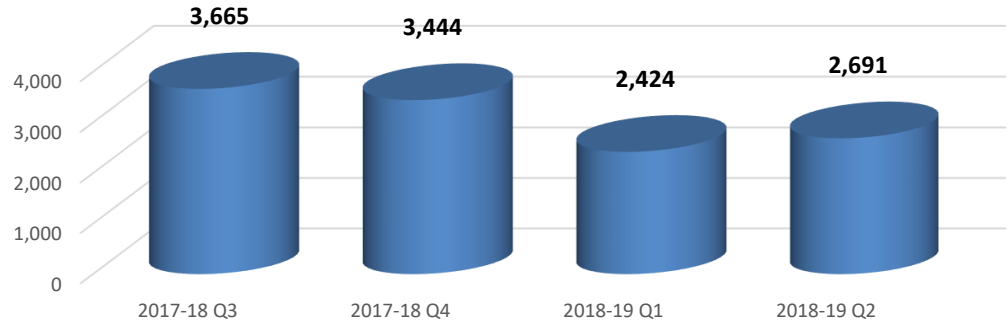


CLIENTS SUMMARY: BY AGENCY

NUMBER OF INDIVIDUALS RECORDED QUARTERLY:

The number of individuals reported by each agency quarterly, and the total number of individuals seen over the last four quarters (rolling 12 months). The local authority figures are the total unique individuals.

IMS	Agencies	2017-18 Q3	2017-18 Q4	2018-19 Q1	2018-19 Q2	Full Year (rolling 12 mths)
LIV10002	Armistead City	0	***	8	***	14
LIV10003	Community Voice	10	17	7	0	22
LIV10005	Armistead Street	74	68	68	73	158
LIV10009	Action on Addiction - SHARP	180	171	167	152	390
LIV10014	Aintree Hospital	363	381	0	0	722
LIV10018	Brownlow Practice	82	78	95	79	204
LIV10020	Royal Liverpool Hospital LCAS	425	367	0	0	715
LIV10050	Young Addaction Liverpool	298	210	65	730	1,299
LIV10071	North ARC - Addaction Recovery Centre	122	91	126	45	316
LIV10072	Central ARC - Addaction Recovery Centre	46	69	69	70	172
LIV10073	South ARC - Addaction Recovery Centre	0	***	0	0	***
LIV10076	Addaction COAST	19	16	0	0	31
LIV10081	Addaction Pre Treatment	23	39	***	0	57
LIV10084	Addaction REST Centre	20	0	0	0	20
LIV10085	Addaction Outreach	54	73	131	122	290
LIV10060	Transforming Choice	31	34	5	0	49
LIV10091	Red Umbrella Project	0	7	64	164	192
LIV58343	Day Lewis Plc - Belle Vale Pharmacy	25	35	17	17	72
LIV58350	Boots - Long Lane	***	5	0	0	6
LIV58351	Boots - Boaler St	65	228	192	158	500
LIV58353	Boots - London Rd	883	807	800	577	2,101
LIV58394	Lloyds - Prospect Point	569	441	186	0	973
LIV58398	Lloyds - Tuebrook	148	228	233	181	583
LIV58403	Lloyds - Muirhead Ave East	17	42	58	38	124
LIV58406	Lloyds - Townsend Lane	109	58	0	0	143
LIV58409	Lloyds - Old Swan	127	52	136	115	348
LIV58415	Melwood Pharmacy	***	10	10	9	22
LIV58416	Norman Pharmacy	249	195	160	191	577
LIV58421	Rowlands - Speke Health Centre	31	15	0	0	41
LIV58422	Rowlands - Somerfield, Garston	53	0	0	0	53
LIV58437	Rowlands - Lodge Lane	0	68	88	70	184
LIV58574	Riverside Pharmacy	16	20	26	23	51
LIV58575	Rowlands - South Parade	0	0	34	29	52
LIV59001	Rowlands - Garston	0	48	70	24	104
LIV59002	Boots - Fazakerley	0	9	15	9	21
LIV59003	Greencross Pharmacy (Breck Rd)	0	***	77	141	178
LIV59004	Kays Chemist (London Road)	0	0	7	48	52
LIV59005	Kensington Neighbourhood HC Pharmacy	0	0	0	13	13
		-	-	-	-	-
		-	-	-	-	-
		-	-	-	-	-
		-	-	-	-	-
		-	-	-	-	-
		-	-	-	-	-
		-	-	-	-	-
		-	-	-	-	-
		-	-	-	-	-
LIV	Liverpool Local Authority	3,665	3,444	2,424	2,691	9,056




Number of individuals recorded by services in the Liverpool Local Authority area during the last four quarterly periods.

ACTIVITY SUMMARY: BY AGENCY

Total activity by type delivered by each agency quarterly and as a total for the full year (rolling 12 month period).

IMS	Brief Interventions					Onward Referrals					Wellbeing/Reviews				
	2017-18 Q3	2017-18 Q4	2018-19 Q1	2018-19 Q2	Year (12 mths)	2017-18 Q3	2017-18 Q4	2018-19 Q1	2018-19 Q2	Year (12 mths)	2017-18 Q3	2017-18 Q4	2018-19 Q1	2018-19 Q2	Year (12 mths)
LIV10002	0	***	61	15	78	0	***	***	***	***	0	0	0	0	0
LIV10003	9	26	7	0	42	0	0	0	0	0	6	***	0	0	9
LIV10005	218	248	623	409	1,498	***	5	7	***	15	0	0	0	0	0
LIV10009	2,098	2,159	2,247	1,968	8,472	180	224	188	137	729	83	94	80	51	308
LIV10014	421	422	0	0	843	0	0	0	0	0	0	0	0	0	0
LIV10018	202	186	169	163	720	30	18	29	20	97	0	0	0	0	0
LIV10020	643	559	0	0	1,202	0	0	0	0	0	0	0	0	0	0
LIV10050	323	274	74	748	1,419	***	***	***	0	***	***	***	5	***	8
LIV10071	130	82	114	54	380	6	8	12	5	31	16	32	50	6	104
LIV10072	106	120	128	83	437	5	6	5	10	26	6	6	5	15	32
LIV10073	0	***	0	0	***	0	0	0	0	0	0	***	0	0	***
LIV10076	42	19	0	0	61	5	***	0	0	9	***	0	0	0	***
LIV10081	70	73	***	0	144	20	19	***	0	40	7	22	***	0	30
LIV10084	47	0	0	0	47	6	0	0	0	6	0	0	0	0	0
LIV10085	122	162	298	288	870	0	0	11	13	24	0	66	104	83	253
LIV10060	854	1,541	34	0	2,429	***	***	0	0	5	0	0	0	0	0
LIV10091	0	10	261	1,199	1,470	0	0	7	14	21	0	0	***	***	***
LIV58343	0	0	0	0	0	0	0	0	0	0	0	0	0	0	0
LIV58350	0	0	0	0	0	0	0	0	0	0	0	0	0	0	0
LIV58351	0	0	0	0	0	0	0	0	0	0	0	0	0	0	0
LIV58353	0	0	0	0	0	0	0	0	0	0	0	0	0	0	0
LIV58394	0	0	0	0	0	0	0	0	0	0	0	0	0	0	0
LIV58398	0	0	0	0	0	0	0	0	0	0	0	0	0	0	0
LIV58403	0	0	0	0	0	0	0	0	0	0	0	0	0	0	0
LIV58406	0	0	0	0	0	0	0	0	0	0	0	0	0	0	0
LIV58409	0	0	0	0	0	0	0	0	0	0	0	0	0	0	0
LIV58415	0	0	0	0	0	0	0	0	0	0	0	0	0	0	0
LIV58416	0	0	0	0	0	0	0	0	0	0	0	0	0	0	0
LIV58421	0	0	0	0	0	0	0	0	0	0	0	0	0	0	0
LIV58422	0	0	0	0	0	0	0	0	0	0	0	0	0	0	0
LIV58437	0	0	0	0	0	0	0	0	0	0	0	0	0	0	0
LIV58574	0	0	0	0	0	0	0	0	0	0	0	0	0	0	0
LIV58575	0	0	0	0	0	0	0	0	0	0	0	0	0	0	0
LIV59001	0	0	0	0	0	0	0	0	0	0	0	0	0	0	0
LIV59002	0	0	0	0	0	0	0	0	0	0	0	0	0	0	0
LIV59003	0	0	0	0	0	0	0	0	0	0	0	0	0	0	0
LIV59004	0	0	0	0	0	0	0	0	0	0	0	0	0	0	0
LIV59005	0	0	0	0	0	0	0	0	0	0	0	0	0	0	0
-	-	-	-	-	-	-	-	-	-	-	-	-	-	-	-
-	-	-	-	-	-	-	-	-	-	-	-	-	-	-	-
-	-	-	-	-	-	-	-	-	-	-	-	-	-	-	-
-	-	-	-	-	-	-	-	-	-	-	-	-	-	-	-
-	-	-	-	-	-	-	-	-	-	-	-	-	-	-	-
-	-	-	-	-	-	-	-	-	-	-	-	-	-	-	-
-	-	-	-	-	-	-	-	-	-	-	-	-	-	-	-
LIV	5,293	5,889	4,017	4,929	20,128	256	294	264	202	1,016	123	227	246	158	754




Number of brief interventions delivered to clients in the Liverpool Local Authority area this year

That equates to an average of 2.22 interventions per person

ACTIVITY SUMMARY: BY AGENCY

Total activity by type delivered by each agency quarterly and as a total for the current year to date.

IMS	Syringe Exchange Transactions					Syringe Exchange Returns					Returns Rate				
	2017-18 Q3	2017-18 Q4	2018-19 Q1	2018-19 Q2	Year (12 mths)	2017-18 Q3	2017-18 Q4	2018-19 Q1	2018-19 Q2	Year (12 mths)	2017-18 Q3	2017-18 Q4	2018-19 Q1	2018-19 Q2	Year (12 mths)
LIV10002	0	0	0	***	***	0	0	0	0	0	-	-	-	0%	0%
LIV10003	0	0	0	0	0	0	0	0	0	0	-	-	-	-	-
LIV10005	173	219	161	125	678	0	0	0	0	0	0%	0%	0%	0%	0%
LIV10009	0	0	0	0	0	0	0	0	0	0	-	-	-	-	-
LIV10014	0	0	0	0	0	0	0	0	0	0	-	-	-	-	-
LIV10018	0	0	0	0	0	0	0	0	0	0	-	-	-	-	-
LIV10020	0	0	0	0	0	0	0	0	0	0	-	-	-	-	-
LIV10050	0	0	0	0	0	0	0	0	0	0	-	-	-	-	-
LIV10071	122	71	116	31	340	26	26	18	9	79	21%	37%	16%	29%	23%
LIV10072	45	69	71	91	276	10	13	5	13	41	22%	19%	7%	14%	15%
LIV10073	0	0	0	0	0	0	0	0	0	0	-	-	-	-	-
LIV10076	0	0	0	0	0	0	0	0	0	0	-	-	-	-	-
LIV10081	0	0	0	0	0	0	0	0	0	0	-	-	-	-	-
LIV10084	***	0	0	0	***	***	0	0	0	***	100%	-	-	-	100%
LIV10085	74	74	94	111	353	32	42	79	48	201	43%	57%	84%	43%	57%
LIV10060	0	0	0	0	0	0	0	0	0	0	-	-	-	-	-
LIV10091	0	0	0	0	0	0	0	0	0	0	-	-	-	-	-
LIV58343	58	63	27	28	176	0	13	11	0	24	0%	21%	41%	0%	14%
LIV58350	***	10	0	0	13	0	***	0	0	***	0%	10%	-	-	8%
LIV58351	77	454	454	434	1,419	13	140	191	101	445	17%	31%	42%	23%	31%
LIV58353	2,197	2,163	2,361	2,015	8,736	417	568	919	482	2,386	19%	26%	39%	24%	27%
LIV58394	982	817	413	0	2,212	155	359	237	0	751	16%	44%	57%	-	34%
LIV58398	284	472	501	444	1,701	71	196	294	197	758	25%	42%	59%	44%	45%
LIV58403	21	79	64	69	233	7	25	32	48	112	33%	32%	50%	70%	48%
LIV58406	197	71	0	0	268	82	18	0	0	100	42%	25%	-	-	37%
LIV58409	204	88	215	189	696	78	31	86	98	293	38%	35%	40%	52%	42%
LIV58415	21	42	39	34	136	***	15	13	***	36	19%	36%	33%	12%	26%
LIV58416	474	383	353	410	1,620	136	153	129	192	610	29%	40%	37%	47%	38%
LIV58421	80	32	0	0	112	61	25	0	0	86	76%	78%	-	-	77%
LIV58422	69	0	0	0	69	17	0	0	0	17	25%	-	-	-	25%
LIV58437	0	88	152	174	414	0	***	108	31	142	-	3%	71%	18%	34%
LIV58574	82	114	116	83	395	20	56	76	12	164	24%	49%	66%	14%	42%
LIV58575	0	0	67	56	123	0	0	39	78	117	-	-	58%	139%	95%
LIV59001	0	71	104	30	205	0	13	44	14	71	-	18%	42%	47%	35%
LIV59002	0	21	50	29	100	0	0	13	10	23	-	0%	26%	34%	23%
LIV59003	0	***	336	564	903	0	***	103	147	252	-	67%	31%	26%	28%
LIV59004	0	0	7	125	132	0	0	0	27	27	-	-	0%	22%	20%
LIV59005	0	0	0	13	13	0	0	0	***	***	-	-	-	31%	31%
-	-	-	-	-	-	-	-	-	-	-	-	-	-	-	-
-	-	-	-	-	-	-	-	-	-	-	-	-	-	-	-
-	-	-	-	-	-	-	-	-	-	-	-	-	-	-	-
-	-	-	-	-	-	-	-	-	-	-	-	-	-	-	-
-	-	-	-	-	-	-	-	-	-	-	-	-	-	-	-
-	-	-	-	-	-	-	-	-	-	-	-	-	-	-	-
-	-	-	-	-	-	-	-	-	-	-	-	-	-	-	-
LIV	5,164	5,404	5,701	5,056	21,325	1,130	1,699	2,397	1,515	6,741	22%	31%	42%	30%	32%



Number of syringe exchange transactions by clients in the Liverpool Local Authority area this year

**There were 6,741 equipment returns were recorded
A ratio of 1 return to every 3.2 syringe exchange visits**

CLIENT REVIEW DATA: BY AGENCY

CLIENTS WITH ASSESSMENT COMPLETED:

The number and percentage of individuals who have any of the assessment data items completed, shown for each of the last four quarters and for the full year (rolling 12 month period).

IMS	Agencies	2017-18 Q3		2017-18 Q4		2018-19 Q1		2018-19 Q2		Full Year (rolling 12 mths)	
		n	%	n	%	n	%	n	%	n	%
LIV10002	Armistead City	0	-	***	67%	7	88%	***	75%	11	79%
LIV10003	Community Voice	10	100%	17	100%	7	100%	0	-	22	100%
LIV10005	Armistead Street	55	74%	48	71%	55	81%	51	70%	98	62%
LIV10009	Action on Addiction - SHARP	177	98%	169	99%	167	100%	147	97%	381	98%
LIV10014	Aintree Hospital	363	100%	381	100%	0	-	0	-	722	100%
LIV10018	Brownlow Practice	80	98%	78	100%	85	89%	74	94%	187	92%
LIV10020	Royal Liverpool Hospital LCAS	425	100%	367	100%	0	-	0	-	715	100%
LIV10050	Young Addaction Liverpool	239	80%	209	100%	65	100%	681	93%	1,190	92%
LIV10071	North ARC - Addaction Recovery Centre	114	93%	78	86%	122	97%	34	76%	281	89%
LIV10072	Central ARC - Addaction Recovery Centre	42	91%	67	97%	65	94%	65	93%	163	95%
LIV10073	South ARC - Addaction Recovery Centre	0	-	***	100%	0	-	0	-	***	100%
LIV10076	Addaction COAST	18	95%	15	94%	0	-	0	-	29	94%
LIV10081	Addaction Pre Treatment	23	100%	38	97%	***	100%	0	-	56	98%
LIV10084	Addaction REST Centre	20	100%	0	-	0	-	0	-	20	100%
LIV10085	Addaction Outreach	54	100%	71	97%	126	96%	110	90%	271	93%
LIV10060	Transforming Choice	31	100%	34	100%	5	100%	0	-	49	100%
LIV10091	Red Umbrella Project	0	-	***	14%	35	55%	40	24%	51	27%
LIV58343	Day Lewis Plc - Belle Vale Pharmacy	25	100%	35	100%	17	100%	17	100%	72	100%
LIV58350	Boots - Long Lane	***	100%	5	100%	0	-	0	-	6	100%
LIV58351	Boots - Boaler St	65	100%	227	100%	192	100%	158	100%	499	100%
LIV58353	Boots - London Rd	883	100%	806	100%	800	100%	577	100%	2,100	100%
LIV58394	Lloyds - Prospect Point	569	100%	441	100%	186	100%	0	-	973	100%
LIV58398	Lloyds - Tuebrook	148	100%	228	100%	233	100%	181	100%	583	100%
LIV58403	Lloyds - Muirhead Ave East	17	100%	42	100%	58	100%	38	100%	124	100%
LIV58406	Lloyds - Townsend Lane	109	100%	58	100%	0	-	0	-	143	100%
LIV58409	Lloyds - Old Swan	127	100%	52	100%	136	100%	115	100%	348	100%
LIV58415	Melwood Pharmacy	***	100%	10	100%	10	100%	9	100%	22	100%
LIV58416	Norman Pharmacy	249	100%	195	100%	160	100%	191	100%	577	100%
LIV58421	Rowlands - Speke Health Centre	31	100%	15	100%	0	-	0	-	41	100%
LIV58422	Rowlands - Somerfield, Garston	53	100%	0	-	0	-	0	-	53	100%
LIV58437	Rowlands - Lodge Lane	0	-	68	100%	88	100%	70	100%	184	100%
LIV58574	Riverside Pharmacy	16	100%	20	100%	26	100%	23	100%	51	100%
LIV58575	Rowlands - South Parade	0	-	0	-	34	100%	29	100%	52	100%
LIV59001	Rowlands - Garston	0	-	48	100%	70	100%	24	100%	104	100%
LIV59002	Boots - Fazakerley	0	-	9	100%	15	100%	9	100%	21	100%
LIV59003	Greencross Pharmacy (Breck Rd)	0	-	***	100%	77	100%	141	100%	178	100%
LIV59004	Kays Chemist (London Road)	0	-	0	-	7	100%	48	100%	52	100%
LIV59005	Kensington Neighbourhood HC Pharmacy	0	-	0	-	0	-	13	100%	13	100%
		-	-	-	-	-	-	-	-	-	-
		-	-	-	-	-	-	-	-	-	-
		-	-	-	-	-	-	-	-	-	-
		-	-	-	-	-	-	-	-	-	-
		-	-	-	-	-	-	-	-	-	-
		-	-	-	-	-	-	-	-	-	-
		-	-	-	-	-	-	-	-	-	-
		-	-	-	-	-	-	-	-	-	-
LIV	Liverpool Local Authority	3,579	98%	3,402	99%	2,366	98%	2,483	92%	8,716	96%

CLIENT REVIEW DATA: BY AGENCY

CLIENTS WITH ASSESSMENT COMPLETED: (FULL YEAR)

The number and percentage of individuals who have the stated assessment data item completed, shown for the full year (rolling 12 month period).

IMS	Agencies	Main Substance		Accommodation Status		Employment Status		Parental Status		Disability		Postcode	
		n	%	n	%	n	%	n	%	n	%	n	%
LIV10002	Armistead City	11	79%	11	79%	11	79%	11	79%	8	57%	***	14%
LIV10003	Community Voice	22	100%	21	95%	21	95%	20	91%	19	86%	18	82%
LIV10005	Armistead Street	97	61%	55	35%	46	29%	38	24%	26	16%	21	13%
LIV10009	Action on Addiction - SHARP	381	98%	363	93%	362	93%	75	19%	60	15%	273	70%
LIV10014	Aintree Hospital	722	100%	-	-	-	-	-	-	-	-	-	-
LIV10018	Brownlow Practice	187	92%	184	90%	177	87%	95	47%	41	20%	157	77%
LIV10020	Royal Liverpool Hospital LCAS	715	100%	70	10%	-	-	-	-	70	10%	70	10%
LIV10050	Young Addaction Liverpool	1,190	92%	1,065	82%	1,088	84%	1,077	83%	1,010	78%	1,029	79%
LIV10071	North ARC - Addaction Recovery Centre	281	89%	222	70%	187	59%	137	43%	165	52%	190	60%
LIV10072	Central ARC - Addaction Recovery Centre	163	95%	123	72%	83	48%	51	30%	48	28%	132	77%
LIV10073	South ARC - Addaction Recovery Centre	***	100%	***	100%	***	100%	***	100%	***	100%	***	100%
LIV10076	Addaction COAST	29	94%	21	68%	23	74%	16	52%	16	52%	14	45%
LIV10081	Addaction Pre Treatment	56	98%	56	98%	56	98%	55	96%	51	89%	43	75%
LIV10084	Addaction REST Centre	20	100%	15	75%	14	70%	13	65%	13	65%	6	30%
LIV10085	Addaction Outreach	271	93%	269	93%	267	92%	224	77%	232	80%	75	26%
LIV10060	Transforming Choice	49	100%	49	100%	49	100%	48	98%	49	100%	49	100%
LIV10091	Red Umbrella Project	51	27%	30	16%	16	8%	17	9%	9	5%	9	5%
LIV58343	Day Lewis Plc - Belle Vale Pharmacy	69	96%	***	1%	-	-	-	-	-	-	71	99%
LIV58350	Boots - Long Lane	***	50%	-	-	-	-	-	-	-	-	6	100%
LIV58351	Boots - Boaler St	393	79%	14	3%	-	-	-	-	-	-	485	97%
LIV58353	Boots - London Rd	1,905	91%	405	19%	-	-	-	-	-	-	1,705	81%
LIV58394	Lloyds - Prospect Point	969	100%	102	10%	-	-	-	-	-	-	875	90%
LIV58398	Lloyds - Tuebrook	581	100%	9	2%	-	-	-	-	-	-	574	98%
LIV58403	Lloyds - Muirhead Ave East	124	100%	-	-	-	-	-	-	-	-	124	100%
LIV58406	Lloyds - Townsend Lane	108	76%	-	-	-	-	-	-	-	-	143	100%
LIV58409	Lloyds - Old Swan	343	99%	9	3%	-	-	-	-	-	-	339	97%
LIV58415	Melwood Pharmacy	22	100%	-	-	-	-	-	-	-	-	22	100%
LIV58416	Norman Pharmacy	565	98%	10	2%	-	-	-	-	-	-	565	98%
LIV58421	Rowlands - Speke Health Centre	41	100%	-	-	-	-	-	-	-	-	41	100%
LIV58422	Rowlands - Somerfield, Garston	50	94%	-	-	-	-	-	-	-	-	53	100%
LIV58437	Rowlands - Lodge Lane	181	98%	-	-	-	-	-	-	-	-	184	100%
LIV58574	Riverside Pharmacy	51	100%	-	-	-	-	-	-	-	-	51	100%
LIV58575	Rowlands - South Parade	52	100%	***	2%	-	-	-	-	-	-	51	98%
LIV59001	Rowlands - Garston	104	100%	-	-	-	-	-	-	-	-	104	100%
LIV59002	Boots - Fazakerley	21	100%	-	-	-	-	-	-	-	-	21	100%
LIV59003	Greencross Pharmacy (Breck Rd)	178	100%	***	2%	-	-	-	-	-	-	175	98%
LIV59004	Kays Chemist (London Road)	52	100%	12	23%	-	-	-	-	-	-	40	77%
LIV59005	Kensington Neighbourhood HC Pharmacy	13	100%	-	-	-	-	-	-	-	-	13	100%
-	-	-	-	-	-	-	-	-	-	-	-	-	-
-	-	-	-	-	-	-	-	-	-	-	-	-	-
-	-	-	-	-	-	-	-	-	-	-	-	-	-
-	-	-	-	-	-	-	-	-	-	-	-	-	-
-	-	-	-	-	-	-	-	-	-	-	-	-	-
-	-	-	-	-	-	-	-	-	-	-	-	-	-
-	-	-	-	-	-	-	-	-	-	-	-	-	-
LIV	Liverpool Local Authority	8,387	93%	2,858	32%	2,286	25%	1,820	20%	1,777	20%	6,470	71%

CLIENT REVIEW DATA: BY AGENCY

CLIENTS WITH ASSESSMENT COMPLETED: (LAST QUARTER)

The number and percentage of individuals seen in the last quarter (2018-19 Q2) who have the stated assessment data item completed.

IMS	Agencies	Main Substance		Accommodation Status		Employment Status		Parental Status		Disability		Postcode	
		n	%	n	%	n	%	n	%	n	%	n	%
LIV10002	Armistead City	***	75%	***	75%	***	75%	***	75%	***	25%	***	25%
LIV10003	Community Voice	-	-	-	-	-	-	-	-	-	-	-	-
LIV10005	Armistead Street	50	68%	32	44%	29	40%	26	36%	16	22%	11	15%
LIV10009	Action on Addiction - SHARP	147	97%	139	91%	139	91%	25	16%	17	11%	116	76%
LIV10014	Aintree Hospital	-	-	-	-	-	-	-	-	-	-	-	-
LIV10018	Brownlow Practice	74	94%	73	92%	72	91%	31	39%	23	29%	73	92%
LIV10020	Royal Liverpool Hospital LCAS	-	-	-	-	-	-	-	-	-	-	-	-
LIV10050	Young Addaction Liverpool	681	93%	662	91%	664	91%	664	91%	659	90%	666	91%
LIV10071	North ARC - Addaction Recovery Centre	34	76%	29	64%	23	51%	19	42%	19	42%	23	51%
LIV10072	Central ARC - Addaction Recovery Centre	65	93%	53	76%	37	53%	25	36%	22	31%	59	84%
LIV10073	South ARC - Addaction Recovery Centre	-	-	-	-	-	-	-	-	-	-	-	-
LIV10076	Addaction COAST	-	-	-	-	-	-	-	-	-	-	-	-
LIV10081	Addaction Pre Treatment	-	-	-	-	-	-	-	-	-	-	-	-
LIV10084	Addaction REST Centre	-	-	-	-	-	-	-	-	-	-	-	-
LIV10085	Addaction Outreach	110	90%	110	90%	110	90%	95	78%	85	70%	35	29%
LIV10060	Transforming Choice	-	-	-	-	-	-	-	-	-	-	-	-
LIV10091	Red Umbrella Project	40	24%	27	16%	16	10%	15	9%	9	5%	9	5%
LIV58343	Day Lewis Plc - Belle Vale Pharmacy	17	100%	-	-	-	-	-	-	-	-	17	100%
LIV58350	Boots - Long Lane	-	-	-	-	-	-	-	-	-	-	-	-
LIV58351	Boots - Boaler St	158	100%	10	6%	-	-	-	-	-	-	148	94%
LIV58353	Boots - London Rd	577	100%	115	20%	-	-	-	-	-	-	462	80%
LIV58394	Lloyds - Prospect Point	-	-	-	-	-	-	-	-	-	-	-	-
LIV58398	Lloyds - Tuebrook	181	100%	***	2%	-	-	-	-	-	-	177	98%
LIV58403	Lloyds - Muirhead Ave East	38	100%	-	-	-	-	-	-	-	-	38	100%
LIV58406	Lloyds - Townsend Lane	-	-	-	-	-	-	-	-	-	-	-	-
LIV58409	Lloyds - Old Swan	115	100%	***	3%	-	-	-	-	-	-	111	97%
LIV58415	Melwood Pharmacy	9	100%	-	-	-	-	-	-	-	-	9	100%
LIV58416	Norman Pharmacy	191	100%	5	3%	-	-	-	-	-	-	186	97%
LIV58421	Rowlands - Speke Health Centre	-	-	-	-	-	-	-	-	-	-	-	-
LIV58422	Rowlands - Somerfield, Garston	-	-	-	-	-	-	-	-	-	-	-	-
LIV58437	Rowlands - Lodge Lane	70	100%	-	-	-	-	-	-	-	-	70	100%
LIV58574	Riverside Pharmacy	23	100%	-	-	-	-	-	-	-	-	23	100%
LIV58575	Rowlands - South Parade	29	100%	***	3%	-	-	-	-	-	-	28	97%
LIV59001	Rowlands - Garston	24	100%	-	-	-	-	-	-	-	-	24	100%
LIV59002	Boots - Fazakerley	9	100%	-	-	-	-	-	-	-	-	9	100%
LIV59003	Greencross Pharmacy (Breck Rd)	141	100%	***	1%	-	-	-	-	-	-	139	99%
LIV59004	Kays Chemist (London Road)	48	100%	12	25%	-	-	-	-	-	-	36	75%
LIV59005	Kensington Neighbourhood HC Pharmacy	13	100%	-	-	-	-	-	-	-	-	13	100%
		-	-	-	-	-	-	-	-	-	-	-	-
		-	-	-	-	-	-	-	-	-	-	-	-
		-	-	-	-	-	-	-	-	-	-	-	-
		-	-	-	-	-	-	-	-	-	-	-	-
		-	-	-	-	-	-	-	-	-	-	-	-
		-	-	-	-	-	-	-	-	-	-	-	-
LIV	Liverpool Local Authority	2,482	92%	1,226	46%	1,075	40%	893	33%	846	31%	2,209	82%

Clients seen: a count of unique clients who have any one of the following activities recorded within the stated period – brief intervention, onward referral, wellbeing review, syringe exchange transaction, syringe return transaction.

Activity summary: a count of each activity recorded quarterly and for the last year (12 months).

Clients with assessment: the number and percentage of clients seen within the stated period who have ever had an assessment completed.

Assessment data items: the number and percentage of clients seen within the stated period who have ever had the specified data item recorded, this excludes any 'Not Known' responses.

Client and Activity Counts: Red less than ½ quarterly average, Green greater than 1½ times the quarterly average for the agency.

Returns rate: Red below 20% Green over 70%

Data items: Red below 40% Amber between 40 – 70% Green over 70%

The figures shown for Year /12 months are for the last 4 quarters, rather than the current year to date, this is to allow comparison of yearly figures between different reporting periods.

Report prepared by the PHI Monitoring Team,
Public Health Institute, Liverpool John Moores University,
3rd Floor Exchange Station, Tithebarn Street, Liverpool,
L2 2QP. Tel: (0151) 231 4314.
<http://ims.ljmu.ac.uk/info>
www.twitter.com/phi_ims

