


This activity & data quality report is designed to accompany the quarterly IMS monitoring report. The information in this report is shown for each service and as a total for the local authority area. The sections of this report show both the consistency in the number of clients and volume of activity that is entered into IMS each quarter, and the number and data quality of assessments that are completed for the clients that are seen.

If you have any questions about your data, need help or more information please do contact us <https://ims.ljmu.ac.uk/contact>

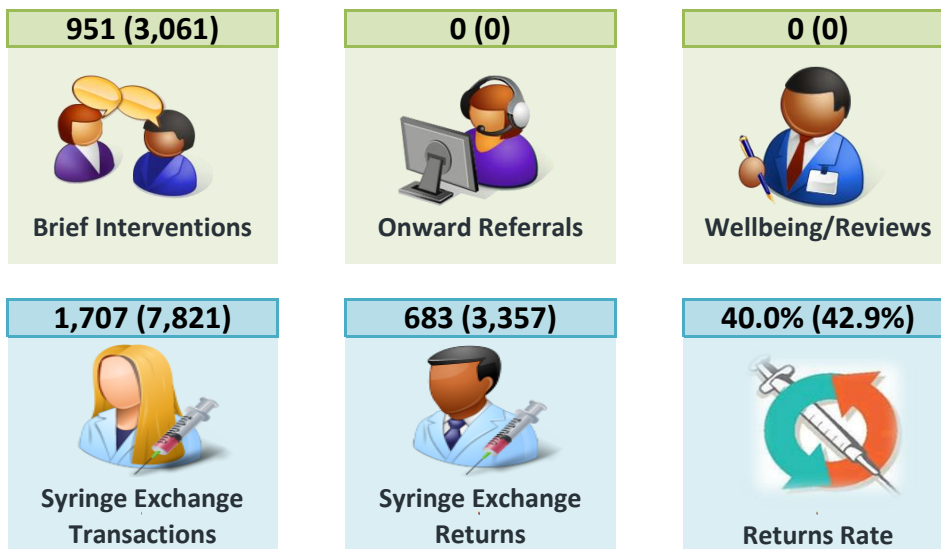
Contents			
Count of individuals	p.2	Clients with assessment	p.5
Count of activity recorded	p.3	Assessment data items	p.6
		Data notes & methodology	p.8

TOTAL CLIENTS SEEN: CHESHIRE WEST & CHESTER



* Summary figures where shown in brackets are for a full year / 12 month period

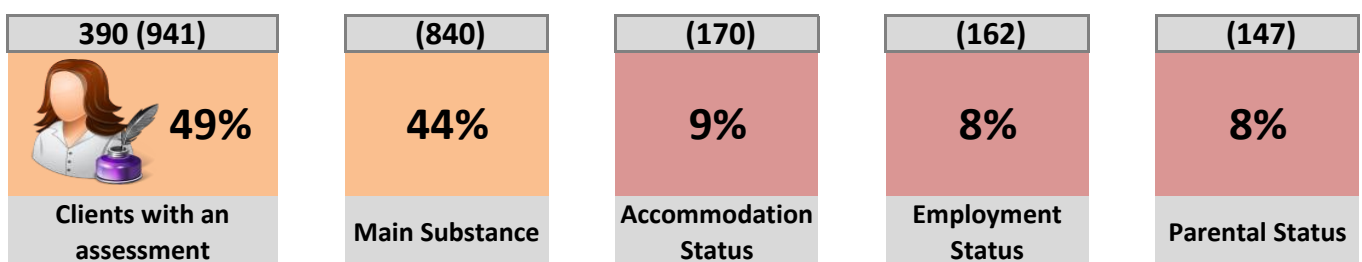
ACTIVITY RECORDED: CHESHIRE WEST & CHESTER



In the most recent quarter 951 brief interventions were delivered to 695 clients in the Cheshire West & Chester local authority area. This equates to an average of 1.37 interventions per person.

There were 683 equipment returns recorded during 2018-19 Q2 a ratio of 1 return to every 2.5 syringe exchange visits, (or 40.0% of visits).

ASSESSMENT DATA ITEMS: IMS DATA QUALITY REPORT

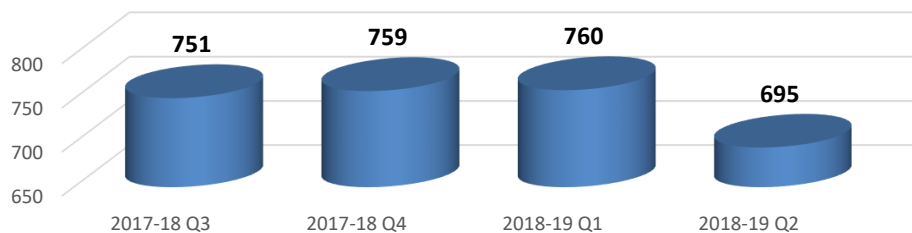


CLIENTS SUMMARY: BY AGENCY

NUMBER OF INDIVIDUALS RECORDED QUARTERLY:

The number of individuals reported by each agency quarterly, and the total number of individuals seen over the last four quarters (rolling 12 months). The local authority figures are the total unique individuals.

IMS	Agencies	2017-18 Q3	2017-18 Q4	2018-19 Q1	2018-19 Q2	Full Year (rolling 12 mths)
CHW30027	Aqua House, Chester	266	227	167	163	572
CHW30028	Unity House, Ellesmere Port	187	187	213	237	539
CHW30045	Old Council House, Northwich	79	135	157	131	330
CHW50016	Boots - Foregate St, Chester	129	51	56	74	222
CHW50258	Pondas Chemist, Winsford	12	11	17	18	29
CHW50377	Swettenham Chemist - Blacon	68	59	52	34	107
CHW50462	Well (228547) - Northwich	***	0	0	0	***
CHW50628	Lloyds - Weaverham, Northwich	5	8	7	***	10
CHW50801	Lloyds - Old Chester Rd, Ellesmere	13	6	13	13	29
CHW50833	Well (228520) - Fountains Health	0	6	7	***	11
CHW50875	Lloyds - Middlewich Road, Northwich	6	***	11	15	23
CHW50879	Lloyds - Sainsburys Northwich	14	17	19	6	33
CHW53023	L Rowland & Co (Retail) Ltd - Ellesmere	0	36	24	22	60
CHW53043	Superdrug - Northgate St, Chester	107	139	121	58	303
CHW53064	Well (228534) - Ellesmere Port	9	0	0	0	9
CHW59169	Owen's Pharmacy Saltney	0	0	0	0	0
CHW59170	Westminster Park, T/A Salrook He	0	0	0	0	0
CHW10087	Beat Initiative Team, Chester LPU	0	0	0	0	0
CHW10088	Foundation Enterprises NW	8	5	0	0	11
CHW10089	Adult Mental Health Team, Chester	0	0	0	0	0
		-	-	-	-	-
		-	-	-	-	-
		-	-	-	-	-
		-	-	-	-	-
		-	-	-	-	-
		-	-	-	-	-
		-	-	-	-	-
		-	-	-	-	-
		-	-	-	-	-
		-	-	-	-	-
		-	-	-	-	-
		-	-	-	-	-
		-	-	-	-	-
		-	-	-	-	-
		-	-	-	-	-
		-	-	-	-	-
CHW	Cheshire West and Chester LA	751	759	760	695	1,918



Number of individuals recorded by services in the Cheshire West and Chester LA area during the last four quarterly periods.

ACTIVITY SUMMARY: BY AGENCY

Total activity by type delivered by each agency quarterly and as a total for the full year (rolling 12 month period).

IMS	Brief Interventions					Onward Referrals					Wellbeing/Reviews				
	2017-18 Q3	2017-18 Q4	2018-19 Q1	2018-19 Q2	Year (12 mths)	2017-18 Q3	2017-18 Q4	2018-19 Q1	2018-19 Q2	Year (12 mths)	2017-18 Q3	2017-18 Q4	2018-19 Q1	2018-19 Q2	Year (12 mths)
CHW30027	200	361	462	394	1,417	0	0	0	0	0	0	0	0	0	0
CHW30028	214	136	151	280	781	0	0	0	0	0	0	0	0	0	0
CHW30045	0	221	349	277	847	0	0	0	0	0	0	0	0	0	0
CHW50016	0	0	0	0	0	0	0	0	0	0	0	0	0	0	0
CHW50258	0	0	0	0	0	0	0	0	0	0	0	0	0	0	0
CHW50377	0	0	0	0	0	0	0	0	0	0	0	0	0	0	0
CHW50462	0	0	0	0	0	0	0	0	0	0	0	0	0	0	0
CHW50628	0	0	0	0	0	0	0	0	0	0	0	0	0	0	0
CHW50801	0	0	0	0	0	0	0	0	0	0	0	0	0	0	0
CHW50833	0	0	0	0	0	0	0	0	0	0	0	0	0	0	0
CHW50875	0	0	0	0	0	0	0	0	0	0	0	0	0	0	0
CHW50879	0	0	0	0	0	0	0	0	0	0	0	0	0	0	0
CHW53023	0	0	0	0	0	0	0	0	0	0	0	0	0	0	0
CHW53043	0	0	0	0	0	0	0	0	0	0	0	0	0	0	0
CHW53064	0	0	0	0	0	0	0	0	0	0	0	0	0	0	0
CHW59169	0	0	0	0	0	0	0	0	0	0	0	0	0	0	0
CHW59170	0	0	0	0	0	0	0	0	0	0	0	0	0	0	0
CHW10087	0	0	0	0	0	0	0	0	0	0	0	0	0	0	0
CHW10088	8	8	0	0	16	0	0	0	0	0	0	0	0	0	0
CHW10089	0	0	0	0	0	0	0	0	0	0	0	0	0	0	0
-	-	-	-	-	-	-	-	-	-	-	-	-	-	-	-
-	-	-	-	-	-	-	-	-	-	-	-	-	-	-	-
-	-	-	-	-	-	-	-	-	-	-	-	-	-	-	-
-	-	-	-	-	-	-	-	-	-	-	-	-	-	-	-
-	-	-	-	-	-	-	-	-	-	-	-	-	-	-	-
-	-	-	-	-	-	-	-	-	-	-	-	-	-	-	-
-	-	-	-	-	-	-	-	-	-	-	-	-	-	-	-
-	-	-	-	-	-	-	-	-	-	-	-	-	-	-	-
-	-	-	-	-	-	-	-	-	-	-	-	-	-	-	-
-	-	-	-	-	-	-	-	-	-	-	-	-	-	-	-
-	-	-	-	-	-	-	-	-	-	-	-	-	-	-	-
-	-	-	-	-	-	-	-	-	-	-	-	-	-	-	-
-	-	-	-	-	-	-	-	-	-	-	-	-	-	-	-
-	-	-	-	-	-	-	-	-	-	-	-	-	-	-	-
-	-	-	-	-	-	-	-	-	-	-	-	-	-	-	-
-	-	-	-	-	-	-	-	-	-	-	-	-	-	-	-
CHW	422	726	962	951	3,061	0	0	0	0	0	0	0	0	0	0



3,061


Number of brief interventions delivered to clients in the Cheshire West and Chester LA area this year

That equates to an average of 1.6 interventions per person

ACTIVITY SUMMARY: BY AGENCY

Total activity by type delivered by each agency quarterly and as a total for the current year to date.

IMS	Syringe Exchange Transactions					Syringe Exchange Returns					Returns Rate				
	2017-18 Q3	2017-18 Q4	2018-19 Q1	2018-19 Q2	Year (12 mths)	2017-18 Q3	2017-18 Q4	2018-19 Q1	2018-19 Q2	Year (12 mths)	2017-18 Q3	2017-18 Q4	2018-19 Q1	2018-19 Q2	Year (12 mths)
CHW30027	493	364	6	36	899	169	168	***	13	354	34%	46%	67%	36%	39%
CHW30028	320	330	380	437	1,467	118	100	138	190	546	37%	30%	36%	43%	37%
CHW30045	117	292	344	343	1,096	13	44	55	31	143	11%	15%	16%	9%	13%
CHW50016	315	111	146	197	769	128	69	98	111	406	41%	62%	67%	56%	53%
CHW50258	56	73	70	97	296	22	19	11	30	82	39%	26%	16%	31%	28%
CHW50377	358	295	338	227	1,218	237	194	243	164	838	66%	66%	72%	72%	69%
CHW50462	***	0	0	0	***	***	0	0	0	***	100%	-	-	-	100%
CHW50628	18	56	55	14	143	***	0	***	0	***	6%	0%	2%	0%	1%
CHW50801	26	18	49	34	127	20	14	44	22	100	77%	78%	90%	65%	79%
CHW50833	0	10	25	***	39	0	7	18	***	26	-	70%	72%	25%	67%
CHW50875	12	***	32	94	139	***	***	***	***	10	17%	100%	9%	4%	7%
CHW50879	67	69	108	24	268	***	25	99	14	142	6%	36%	92%	58%	53%
CHW53023	0	59	64	53	176	0	40	41	42	123	-	68%	64%	79%	70%
CHW53043	321	370	326	147	1,164	117	197	202	61	577	36%	53%	62%	41%	50%
CHW53064	19	0	0	0	19	7	0	0	0	7	37%	-	-	-	37%
CHW59169	0	0	0	0	0	0	0	0	0	0	-	-	-	-	-
CHW59170	0	0	0	0	0	0	0	0	0	0	-	-	-	-	-
CHW10087	0	0	0	0	0	0	0	0	0	0	-	-	-	-	-
CHW10088	0	0	0	0	0	0	0	0	0	0	-	-	-	-	-
CHW10089	0	0	0	0	0	0	0	0	0	0	-	-	-	-	-
-	-	-	-	-	-	-	-	-	-	-	-	-	-	-	-
-	-	-	-	-	-	-	-	-	-	-	-	-	-	-	-
-	-	-	-	-	-	-	-	-	-	-	-	-	-	-	-
-	-	-	-	-	-	-	-	-	-	-	-	-	-	-	-
-	-	-	-	-	-	-	-	-	-	-	-	-	-	-	-
-	-	-	-	-	-	-	-	-	-	-	-	-	-	-	-
-	-	-	-	-	-	-	-	-	-	-	-	-	-	-	-
-	-	-	-	-	-	-	-	-	-	-	-	-	-	-	-
-	-	-	-	-	-	-	-	-	-	-	-	-	-	-	-
-	-	-	-	-	-	-	-	-	-	-	-	-	-	-	-
-	-	-	-	-	-	-	-	-	-	-	-	-	-	-	-
-	-	-	-	-	-	-	-	-	-	-	-	-	-	-	-
-	-	-	-	-	-	-	-	-	-	-	-	-	-	-	-
-	-	-	-	-	-	-	-	-	-	-	-	-	-	-	-
-	-	-	-	-	-	-	-	-	-	-	-	-	-	-	-
-	-	-	-	-	-	-	-	-	-	-	-	-	-	-	-
-	-	-	-	-	-	-	-	-	-	-	-	-	-	-	-
-	-	-	-	-	-	-	-	-	-	-	-	-	-	-	-
-	-	-	-	-	-	-	-	-	-	-	-	-	-	-	-
CHW	2,123	2,048	1,943	1,707	7,821	839	878	957	683	3,357	40%	43%	49%	40%	43%



7,821

Number of syringe exchange transactions by clients in the Cheshire West and Chester LA area this year

There were 3,357 equipment returns were recorded
A ratio of 1 return to every 2.3 syringe exchange visits

CLIENT REVIEW DATA: BY AGENCY

CLIENTS WITH ASSESSMENT COMPLETED:

The number and percentage of individuals who have any of the assessment data items completed, shown for each of the last four quarters and for the full year (rolling 12 month period).

IMS	Agencies	2017-18 Q3		2017-18 Q4		2018-19 Q1		2018-19 Q2		Full Year (rolling 12 mths)	
		n	%	n	%	n	%	n	%	n	%
CHW30027	Aqua House, Chester	219	82%	136	60%	114	68%	117	72%	376	66%
CHW30028	Unity House, Ellesmere Port	126	67%	141	75%	131	62%	149	63%	311	58%
CHW30045	Old Council House, Northwich	77	97%	117	87%	98	62%	74	56%	209	63%
CHW50016	Boots - Foregate St, Chester	***	2%	0	-	0	-	0	-	***	1%
CHW50258	Pondas Chemist, Winsford	11	92%	9	82%	12	71%	12	67%	19	66%
CHW50377	Swettenham Chemist - Blacon	34	50%	30	51%	30	58%	23	68%	53	50%
CHW50462	Well (228547) - Northwich	***	100%	0	-	0	-	0	-	***	100%
CHW50628	Lloyds - Weaverham, Northwich	***	60%	5	63%	***	57%	***	75%	5	50%
CHW50801	Lloyds - Old Chester Rd, Ellesmere	12	92%	5	83%	13	100%	13	100%	27	93%
CHW50833	Well (228520) - Fountains Health	0	-	***	50%	***	43%	***	50%	***	36%
CHW50875	Lloyds - Middlewich Road, Northwich	6	100%	***	100%	5	45%	9	60%	14	61%
CHW50879	Lloyds - Sainsburys Northwich	14	100%	17	100%	19	100%	6	100%	33	100%
CHW53023	L Rowland & Co (Retail) Ltd - Ellesmere	0	-	0	-	0	-	0	-	0	-
CHW53043	Superdrug - Northgate St, Chester	***	1%	***	1%	***	2%	***	2%	***	1%
CHW53064	Well (228534) - Ellesmere Port	***	22%	0	-	0	-	0	-	***	22%
CHW59169	Owen's Pharmacy Saltney	0	-	0	-	0	-	0	-	0	-
CHW59170	Westminster Park, T/A Salrook He	0	-	0	-	0	-	0	-	0	-
CHW10087	Beat Initiative Team, Chester LPU	0	-	0	-	0	-	0	-	0	-
CHW10088	Foundation Enterprises NW	0	-	0	-	0	-	0	-	0	-
CHW10089	Adult Mental Health Team, Chester	0	-	0	-	0	-	0	-	0	-
		-	-	-	-	-	-	-	-	-	-
		-	-	-	-	-	-	-	-	-	-
		-	-	-	-	-	-	-	-	-	-
		-	-	-	-	-	-	-	-	-	-
		-	-	-	-	-	-	-	-	-	-
		-	-	-	-	-	-	-	-	-	-
		-	-	-	-	-	-	-	-	-	-
		-	-	-	-	-	-	-	-	-	-
		-	-	-	-	-	-	-	-	-	-
		-	-	-	-	-	-	-	-	-	-
		-	-	-	-	-	-	-	-	-	-
		-	-	-	-	-	-	-	-	-	-
		-	-	-	-	-	-	-	-	-	-
		-	-	-	-	-	-	-	-	-	-
CHW	Cheshire West and Chester LA	455	61%	422	56%	401	53%	390	56%	941	49%

CLIENT REVIEW DATA: BY AGENCY

CLIENTS WITH ASSESSMENT COMPLETED: (FULL YEAR)

The number and percentage of individuals who have the stated assessment data item completed, shown for the full year (rolling 12 month period).

IMS	Agencies	Main Substance		Accommodation Status		Employment Status		Parental Status		Disability		Postcode	
		n	%	n	%	n	%	n	%	n	%	n	%
CHW30027	Aqua House, Chester	376	66%	83	15%	79	14%	71	12%	74	13%	186	33%
CHW30028	Unity House, Ellesmere Port	311	58%	22	4%	18	3%	15	3%	22	4%	242	45%
CHW30045	Old Council House, Northwich	209	63%	66	20%	66	20%	62	19%	54	16%	145	44%
CHW50016	Boots - Foregate St, Chester	-	-	-	-	-	-	-	-	-	-	***	1%
CHW50258	Pondas Chemist, Winsford	-	-	-	-	-	-	-	-	-	-	19	66%
CHW50377	Swettenham Chemist - Blacon	-	-	-	-	-	-	-	-	-	-	53	50%
CHW50462	Well (228547) - Northwich	-	-	-	-	-	-	-	-	-	-	***	100%
CHW50628	Lloyds - Weaverham, Northwich	-	-	-	-	-	-	-	-	-	-	5	50%
CHW50801	Lloyds - Old Chester Rd, Ellesmere	-	-	-	-	-	-	-	-	-	-	27	93%
CHW50833	Well (228520) - Fountains Health	-	-	-	-	-	-	-	-	-	-	***	36%
CHW50875	Lloyds - Middlewich Road, Northwich	-	-	-	-	-	-	-	-	-	-	14	61%
CHW50879	Lloyds - Sainsburys Northwich	-	-	-	-	-	-	-	-	-	-	33	100%
CHW53023	L Rowland & Co (Retail) Ltd - Ellesmere	-	-	-	-	-	-	-	-	-	-	-	-
CHW53043	Superdrug - Northgate St, Chester	-	-	-	-	-	-	-	-	-	-	***	1%
CHW53064	Well (228534) - Ellesmere Port	-	-	-	-	-	-	-	-	-	-	***	22%
CHW59169	Owen's Pharmacy Saltney	-	-	-	-	-	-	-	-	-	-	-	-
CHW59170	Westminster Park, T/A Salrook He	-	-	-	-	-	-	-	-	-	-	-	-
CHW10087	Beat Initiative Team, Chester LPU	-	-	-	-	-	-	-	-	-	-	-	-
CHW10088	Foundation Enterprises NW	-	-	-	-	-	-	-	-	-	-	-	-
CHW10089	Adult Mental Health Team, Chester	-	-	-	-	-	-	-	-	-	-	-	-
		-	-	-	-	-	-	-	-	-	-	-	-
		-	-	-	-	-	-	-	-	-	-	-	-
		-	-	-	-	-	-	-	-	-	-	-	-
		-	-	-	-	-	-	-	-	-	-	-	-
		-	-	-	-	-	-	-	-	-	-	-	-
		-	-	-	-	-	-	-	-	-	-	-	-
		-	-	-	-	-	-	-	-	-	-	-	-
		-	-	-	-	-	-	-	-	-	-	-	-
		-	-	-	-	-	-	-	-	-	-	-	-
		-	-	-	-	-	-	-	-	-	-	-	-
		-	-	-	-	-	-	-	-	-	-	-	-
		-	-	-	-	-	-	-	-	-	-	-	-
		-	-	-	-	-	-	-	-	-	-	-	-
		-	-	-	-	-	-	-	-	-	-	-	-
		-	-	-	-	-	-	-	-	-	-	-	-
		-	-	-	-	-	-	-	-	-	-	-	-
CHW	Cheshire West and Chester LA	840	44%	170	9%	162	8%	147	8%	149	8%	658	34%

CLIENT REVIEW DATA: BY AGENCY

CLIENTS WITH ASSESSMENT COMPLETED: (LAST QUARTER)

The number and percentage of individuals seen in the last quarter (2018-19 Q2) who have the stated assessment data item completed.

IMS	Agencies	Main Substance		Accommodation Status		Employment Status		Parental Status		Disability		Postcode	
		n	%	n	%	n	%	n	%	n	%	n	%
CHW30027	Aqua House, Chester	117	72%	25	15%	25	15%	24	15%	23	14%	33	20%
CHW30028	Unity House, Ellesmere Port	149	63%	13	5%	9	4%	8	3%	9	4%	114	48%
CHW30045	Old Council House, Northwich	74	56%	29	22%	29	22%	28	21%	22	17%	49	37%
CHW50016	Boots - Foregate St, Chester	-	-	-	-	-	-	-	-	-	-	-	-
CHW50258	Pondas Chemist, Winsford	-	-	-	-	-	-	-	-	-	-	12	67%
CHW50377	Swettenham Chemist - Blacon	-	-	-	-	-	-	-	-	-	-	23	68%
CHW50462	Well (228547) - Northwich	-	-	-	-	-	-	-	-	-	-	-	-
CHW50628	Lloyds - Weaverham, Northwich	-	-	-	-	-	-	-	-	-	-	***	75%
CHW50801	Lloyds - Old Chester Rd, Ellesmere	-	-	-	-	-	-	-	-	-	-	13	100%
CHW50833	Well (228520) - Fountains Health	-	-	-	-	-	-	-	-	-	-	***	50%
CHW50875	Lloyds - Middlewich Road, Northwich	-	-	-	-	-	-	-	-	-	-	9	60%
CHW50879	Lloyds - Sainsburys Northwich	-	-	-	-	-	-	-	-	-	-	6	100%
CHW53023	L Rowland & Co (Retail) Ltd - Ellesmere	-	-	-	-	-	-	-	-	-	-	-	-
CHW53043	Superdrug - Northgate St, Chester	-	-	-	-	-	-	-	-	-	-	***	2%
CHW53064	Well (228534) - Ellesmere Port	-	-	-	-	-	-	-	-	-	-	-	-
CHW59169	Owen's Pharmacy Saltney	-	-	-	-	-	-	-	-	-	-	-	-
CHW59170	Westminster Park, T/A Salrook He	-	-	-	-	-	-	-	-	-	-	-	-
CHW10087	Beat Initiative Team, Chester LPU	-	-	-	-	-	-	-	-	-	-	-	-
CHW10088	Foundation Enterprises NW	-	-	-	-	-	-	-	-	-	-	-	-
CHW10089	Adult Mental Health Team, Chester	-	-	-	-	-	-	-	-	-	-	-	-
		-	-	-	-	-	-	-	-	-	-	-	-
		-	-	-	-	-	-	-	-	-	-	-	-
		-	-	-	-	-	-	-	-	-	-	-	-
		-	-	-	-	-	-	-	-	-	-	-	-
		-	-	-	-	-	-	-	-	-	-	-	-
		-	-	-	-	-	-	-	-	-	-	-	-
		-	-	-	-	-	-	-	-	-	-	-	-
		-	-	-	-	-	-	-	-	-	-	-	-
		-	-	-	-	-	-	-	-	-	-	-	-
		-	-	-	-	-	-	-	-	-	-	-	-
		-	-	-	-	-	-	-	-	-	-	-	-
		-	-	-	-	-	-	-	-	-	-	-	-
		-	-	-	-	-	-	-	-	-	-	-	-
		-	-	-	-	-	-	-	-	-	-	-	-
		-	-	-	-	-	-	-	-	-	-	-	-
		-	-	-	-	-	-	-	-	-	-	-	-
CHW	Cheshire West and Chester LA	336	48%	67	10%	63	9%	60	9%	54	8%	252	36%

Clients seen: a count of unique clients who have any one of the following activities recorded within the stated period – brief intervention, onward referral, wellbeing review, syringe exchange transaction, syringe return transaction.

Activity summary: a count of each activity recorded quarterly and for the last year (12 months).

Clients with assessment: the number and percentage of clients seen within the stated period who have ever had an assessment completed.

Assessment data items: the number and percentage of clients seen within the stated period who have ever had the specified data item recorded, this excludes any 'Not Known' responses.

Client and Activity Counts: Red less than ½ quarterly average, Green greater than 1½ times the quarterly average for the agency.

Returns rate: Red below 20% Green over 70%

Data items: Red below 40% Amber between 40 – 70% Green over 70%

The figures shown for Year /12 months are for the last 4 quarters, rather than the current year to date, this is to allow comparison of yearly figures between different reporting periods.

Report prepared by the PHI Monitoring Team,
Public Health Institute, Liverpool John Moores University,
Henry Cotton Building, 15-21 Webster Street, Liverpool,
L3 2ET. Tel: (0151) 231 4314.
<http://ims.ljmu.ac.uk/info>
www.twitter.com/phi_ims

