

INTRODUCTION:


Issue: 1 Updated: 19/10/2018

This activity & data quality report is designed to accompany the quarterly IMS monitoring report. The information in this report is shown for each service and as a total for the local authority area. The sections of this report show both the consistency in the number of clients and volume of activity that is entered into IMS each quarter, and the number and data quality of assessments that are completed for the clients that are seen.

If you have any questions about your data, need help or more information please do contact us <https://ims.ljmu.ac.uk/contact>

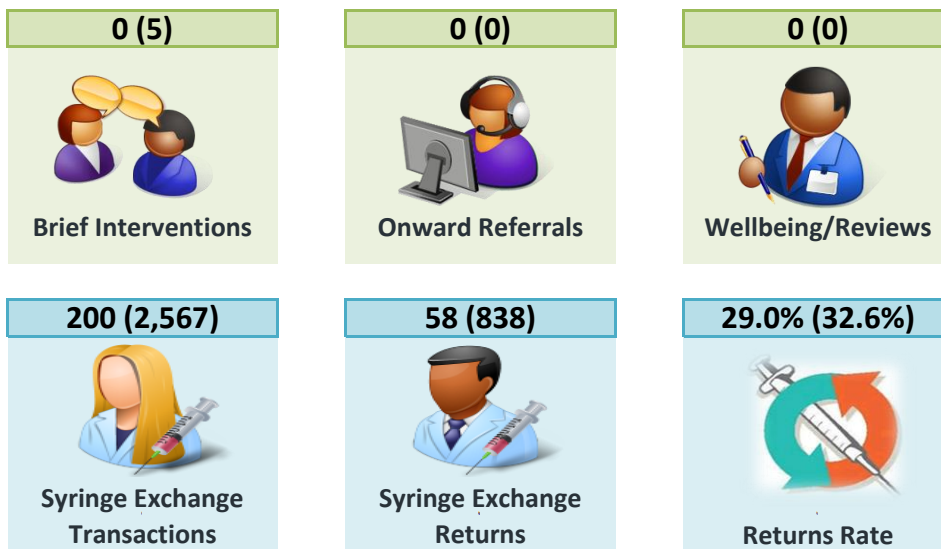
Contents		Clients with assessment	p.5
Count of individuals	p.2	Assessment data items	p.6
Count of activity recorded	p.3	Data notes & methodology	p.8

TOTAL CLIENTS SEEN: CHESHIRE EAST



* Summary figures where shown in brackets are for a full year / 12 month period

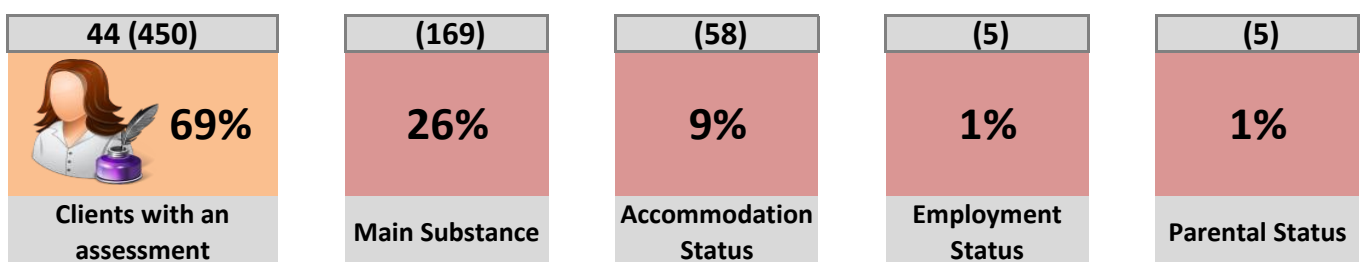
ACTIVITY RECORDED: CHESHIRE EAST



In the most recent quarter brief interventions were delivered to 50 clients in the Cheshire East local authority area. This equates to an average of 0.0 interventions per person.

There were 58 equipment returns recorded during 2018-19 Q2 a ratio of 1 return to every 3.4 syringe exchange visits, (or 29.0% of visits).

ASSESSMENT DATA ITEMS: IMS DATA QUALITY REPORT

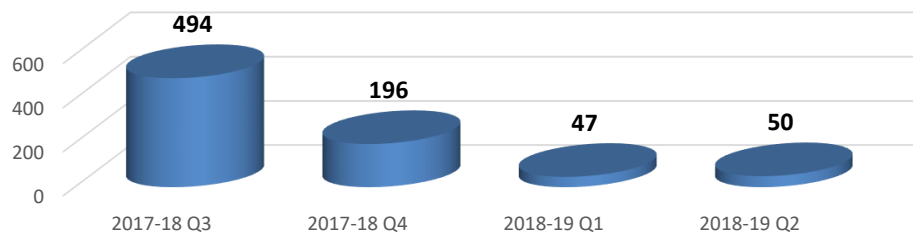


CLIENTS SUMMARY: BY AGENCY

NUMBER OF INDIVIDUALS RECORDED QUARTERLY:

The number of individuals reported by each agency quarterly, and the total number of individuals seen over the last four quarters (rolling 12 months). The local authority figures are the total unique individuals.

IMS	Agencies	2017-18 Q3	2017-18 Q4	2018-19 Q1	2018-19 Q2	Full Year (rolling 12 mths)
CHE30029	Catherine House, Crewe	158	149	0	0	254
CHE30030	Barnabas Centre, Macclesfield	11	0	0	0	11
CHE50022	Boots - Nantwich	0	0	0	0	0
CHE50175	Clear Pharmacy - Crewe	84	0	0	0	84
CHE50340	Andrews Pharmacy - Macclesfield	10	0	0	0	10
CHE50632	Rowlands - Middlewich	14	19	18	20	29
CHE50803	Boots - Sandbach	11	0	0	0	11
CHE50805	Mannings Chemist, Knutsford	6	0	0	0	6
CHE50816	Well (224193) - Park Lane, Maccle	21	0	0	0	21
CHE50819	Well (224537) - Handforth	0	0	0	0	0
CHE50822	Well (223032) - Sunderland St, Macclesf	65	0	0	0	65
CHE50840	Assan Pharmacy Ltd T/A Cohens Chemist	76	0	0	0	76
CHE50849	The Weston Pharmacy (R H Swinn Ltd)	14	0	0	0	14
CHE50874	Lloyds - Lawton Road, Stoke	24	0	0	0	24
CHE50876	Lloyds - Wilmslow	0	0	0	0	0
CHE50877	Lloyds - Charlotte St, Macclesfield	0	0	0	0	0
CHE50878	Lloyds - Congleton	45	0	0	0	45
CHE50883	AJ Hodgson T/A London Road pharmacy	15	0	0	0	15
CHE56610	Boots - Grand Junction, Crewe	13	30	30	30	71
CHE57006	Salus Pharmacy - Congleton	11	0	0	0	11
		-	-	-	-	-
		-	-	-	-	-
		-	-	-	-	-
		-	-	-	-	-
		-	-	-	-	-
		-	-	-	-	-
		-	-	-	-	-
		-	-	-	-	-
		-	-	-	-	-
		-	-	-	-	-
		-	-	-	-	-
		-	-	-	-	-
		-	-	-	-	-
		-	-	-	-	-
		-	-	-	-	-
		-	-	-	-	-
		-	-	-	-	-
		-	-	-	-	-
		-	-	-	-	-
		-	-	-	-	-
		-	-	-	-	-
CHE	Cheshire East Local Authority	494	196	47	50	652




Number of individuals recorded by services in the Cheshire East Local Authority area during the last four quarterly periods.

ACTIVITY SUMMARY: BY AGENCY

Total activity by type delivered by each agency quarterly and as a total for the full year (rolling 12 month period).

IMS	Brief Interventions					Onward Referrals					Wellbeing/Reviews				
	2017-18 Q3	2017-18 Q4	2018-19 Q1	2018-19 Q2	Year (12 mths)	2017-18 Q3	2017-18 Q4	2018-19 Q1	2018-19 Q2	Year (12 mths)	2017-18 Q3	2017-18 Q4	2018-19 Q1	2018-19 Q2	Year (12 mths)
CHE30029	0	0	0	0	0	0	0	0	0	0	0	0	0	0	0
CHE30030	5	0	0	0	5	0	0	0	0	0	0	0	0	0	0
CHE50022	0	0	0	0	0	0	0	0	0	0	0	0	0	0	0
CHE50175	0	0	0	0	0	0	0	0	0	0	0	0	0	0	0
CHE50340	0	0	0	0	0	0	0	0	0	0	0	0	0	0	0
CHE50632	0	0	0	0	0	0	0	0	0	0	0	0	0	0	0
CHE50803	0	0	0	0	0	0	0	0	0	0	0	0	0	0	0
CHE50805	0	0	0	0	0	0	0	0	0	0	0	0	0	0	0
CHE50816	0	0	0	0	0	0	0	0	0	0	0	0	0	0	0
CHE50819	0	0	0	0	0	0	0	0	0	0	0	0	0	0	0
CHE50822	0	0	0	0	0	0	0	0	0	0	0	0	0	0	0
CHE50840	0	0	0	0	0	0	0	0	0	0	0	0	0	0	0
CHE50849	0	0	0	0	0	0	0	0	0	0	0	0	0	0	0
CHE50874	0	0	0	0	0	0	0	0	0	0	0	0	0	0	0
CHE50876	0	0	0	0	0	0	0	0	0	0	0	0	0	0	0
CHE50877	0	0	0	0	0	0	0	0	0	0	0	0	0	0	0
CHE50878	0	0	0	0	0	0	0	0	0	0	0	0	0	0	0
CHE50883	0	0	0	0	0	0	0	0	0	0	0	0	0	0	0
CHE56610	0	0	0	0	0	0	0	0	0	0	0	0	0	0	0
CHE57006	0	0	0	0	0	0	0	0	0	0	0	0	0	0	0
	-	-	-	-	-	-	-	-	-	-	-	-	-	-	-
	-	-	-	-	-	-	-	-	-	-	-	-	-	-	-
	-	-	-	-	-	-	-	-	-	-	-	-	-	-	-
	-	-	-	-	-	-	-	-	-	-	-	-	-	-	-
	-	-	-	-	-	-	-	-	-	-	-	-	-	-	-
	-	-	-	-	-	-	-	-	-	-	-	-	-	-	-
	-	-	-	-	-	-	-	-	-	-	-	-	-	-	-
	-	-	-	-	-	-	-	-	-	-	-	-	-	-	-
	-	-	-	-	-	-	-	-	-	-	-	-	-	-	-
	-	-	-	-	-	-	-	-	-	-	-	-	-	-	-
	-	-	-	-	-	-	-	-	-	-	-	-	-	-	-
	-	-	-	-	-	-	-	-	-	-	-	-	-	-	-
	-	-	-	-	-	-	-	-	-	-	-	-	-	-	-
	-	-	-	-	-	-	-	-	-	-	-	-	-	-	-
CHE	5	0	0	0	5	0	0	0	0	0	0	0	0	0	0




5 Number of brief interventions delivered to clients in the Cheshire East Local Authority area this year
 That equates to an average of 0.01 interventions per person

ACTIVITY SUMMARY: BY AGENCY

Total activity by type delivered by each agency quarterly and as a total for the current year to date.

IMS	Syringe Exchange Transactions					Syringe Exchange Returns					Returns Rate				
	2017-18 Q3	2017-18 Q4	2018-19 Q1	2018-19 Q2	Year (12 mths)	2017-18 Q3	2017-18 Q4	2018-19 Q1	2018-19 Q2	Year (12 mths)	2017-18 Q3	2017-18 Q4	2018-19 Q1	2018-19 Q2	Year (12 mths)
CHE30029	224	186	0	0	410	66	84	0	0	150	29%	45%	-	-	37%
CHE30030	11	0	0	0	11	***	0	0	0	***	27%	-	-	-	27%
CHE50022	0	0	0	0	0	0	0	0	0	0	-	-	-	-	-
CHE50175	129	0	0	0	129	51	0	0	0	51	40%	-	-	-	40%
CHE50340	53	0	0	0	53	18	0	0	0	18	34%	-	-	-	34%
CHE50632	49	123	103	82	357	42	106	67	54	269	86%	86%	65%	66%	75%
CHE50803	16	0	0	0	16	5	0	0	0	5	31%	-	-	-	31%
CHE50805	42	0	0	0	42	18	0	0	0	18	43%	-	-	-	43%
CHE50816	51	0	0	0	51	15	0	0	0	15	29%	-	-	-	29%
CHE50819	0	0	0	0	0	0	0	0	0	0	-	-	-	-	-
CHE50822	321	0	0	0	321	8	0	0	0	8	2%	-	-	-	2%
CHE50840	365	0	0	0	365	171	0	0	0	171	47%	-	-	-	47%
CHE50849	75	0	0	0	75	19	0	0	0	19	25%	-	-	-	25%
CHE50874	203	0	0	0	203	22	0	0	0	22	11%	-	-	-	11%
CHE50876	0	0	0	0	0	0	0	0	0	0	-	-	-	-	-
CHE50877	0	0	0	0	0	0	0	0	0	0	-	-	-	-	-
CHE50878	75	0	0	0	75	22	0	0	0	22	29%	-	-	-	29%
CHE50883	101	0	0	0	101	23	0	0	0	23	23%	-	-	-	23%
CHE56610	24	63	105	118	310	***	***	***	***	11	17%	3%	1%	3%	4%
CHE57006	48	0	0	0	48	33	0	0	0	33	69%	-	-	-	69%
	-	-	-	-	-	-	-	-	-	-	-	-	-	-	-
	-	-	-	-	-	-	-	-	-	-	-	-	-	-	-
	-	-	-	-	-	-	-	-	-	-	-	-	-	-	-
	-	-	-	-	-	-	-	-	-	-	-	-	-	-	-
	-	-	-	-	-	-	-	-	-	-	-	-	-	-	-
	-	-	-	-	-	-	-	-	-	-	-	-	-	-	-
	-	-	-	-	-	-	-	-	-	-	-	-	-	-	-
	-	-	-	-	-	-	-	-	-	-	-	-	-	-	-
	-	-	-	-	-	-	-	-	-	-	-	-	-	-	-
	-	-	-	-	-	-	-	-	-	-	-	-	-	-	-
	-	-	-	-	-	-	-	-	-	-	-	-	-	-	-
	-	-	-	-	-	-	-	-	-	-	-	-	-	-	-
CHE	1,787	372	208	200	2,567	520	192	68	58	838	29%	52%	33%	29%	33%



2,567

Number of syringe exchange transactions by clients in the Cheshire East Local Authority area this year

**There were 838 equipment returns were recorded
A ratio of 1 return to every 3.1 syringe exchange visits**

CLIENT REVIEW DATA: BY AGENCY

CLIENTS WITH ASSESSMENT COMPLETED:

The number and percentage of individuals who have any of the assessment data items completed, shown for each of the last four quarters and for the full year (rolling 12 month period).

IMS	Agencies	2017-18 Q3		2017-18 Q4		2018-19 Q1		2018-19 Q2		Full Year (rolling 12 mths)	
		n	%	n	%	n	%	n	%	n	%
CHE30029	Catherine House, Crewe	113	72%	100	67%	0	-	0	-	165	65%
CHE30030	Barnabas Centre, Macclesfield	***	36%	0	-	0	-	0	-	***	36%
CHE50022	Boots - Nantwich	0	-	0	-	0	-	0	-	0	-
CHE50175	Clear Pharmacy - Crewe	33	39%	0	-	0	-	0	-	33	39%
CHE50340	Andrews Pharmacy - Macclesfield	9	90%	0	-	0	-	0	-	9	90%
CHE50632	Rowlands - Middlewich	10	71%	16	84%	14	78%	16	80%	24	83%
CHE50803	Boots - Sandbach	***	36%	0	-	0	-	0	-	***	36%
CHE50805	Mannings Chemist, Knutsford	***	33%	0	-	0	-	0	-	***	33%
CHE50816	Well (224193) - Park Lane, Maccle	20	95%	0	-	0	-	0	-	20	95%
CHE50819	Well (224537) - Handforth	0	-	0	-	0	-	0	-	0	-
CHE50822	Well (223032) - Sunderland St, Macclesf	62	95%	0	-	0	-	0	-	62	95%
CHE50840	Assan Pharmacy Ltd T/A Cohens Chemist	51	67%	0	-	0	-	0	-	51	67%
CHE50849	The Weston Pharmacy (R H Swinn Ltd)	11	79%	0	-	0	-	0	-	11	79%
CHE50874	Lloyds - Lawton Road, Stoke	18	75%	0	-	0	-	0	-	18	75%
CHE50876	Lloyds - Wilmslow	0	-	0	-	0	-	0	-	0	-
CHE50877	Lloyds - Charlotte St, Macclesfield	0	-	0	-	0	-	0	-	0	-
CHE50878	Lloyds - Congleton	45	100%	0	-	0	-	0	-	45	100%
CHE50883	AJ Hodgson T/A London Road pharmacy	13	87%	0	-	0	-	0	-	13	87%
CHE56610	Boots - Grand Junction, Crewe	11	85%	19	63%	25	83%	28	93%	55	77%
CHE57006	Salus Pharmacy - Congleton	0	-	0	-	0	-	0	-	0	-
		-	-	-	-	-	-	-	-	-	-
		-	-	-	-	-	-	-	-	-	-
		-	-	-	-	-	-	-	-	-	-
		-	-	-	-	-	-	-	-	-	-
		-	-	-	-	-	-	-	-	-	-
		-	-	-	-	-	-	-	-	-	-
		-	-	-	-	-	-	-	-	-	-
		-	-	-	-	-	-	-	-	-	-
		-	-	-	-	-	-	-	-	-	-
		-	-	-	-	-	-	-	-	-	-
		-	-	-	-	-	-	-	-	-	-
		-	-	-	-	-	-	-	-	-	-
		-	-	-	-	-	-	-	-	-	-
		-	-	-	-	-	-	-	-	-	-
		-	-	-	-	-	-	-	-	-	-
		-	-	-	-	-	-	-	-	-	-
		-	-	-	-	-	-	-	-	-	-
		-	-	-	-	-	-	-	-	-	-
		-	-	-	-	-	-	-	-	-	-
		-	-	-	-	-	-	-	-	-	-
CHE	Cheshire East Local Authority	348	70%	133	68%	38	81%	44	88%	450	69%

CLIENT REVIEW DATA: BY AGENCY

CLIENTS WITH ASSESSMENT COMPLETED: (FULL YEAR)

The number and percentage of individuals who have the stated assessment data item completed, shown for the full year (rolling 12 month period).

IMS	Agencies	Main Substance		Accommodation Status		Employment Status		Parental Status		Disability		Postcode	
		n	%	n	%	n	%	n	%	n	%	n	%
CHE30029	Catherine House, Crewe	165	65%	57	22%	***	2%	***	2%	12	5%	142	56%
CHE30030	Barnabas Centre, Macclesfield	***	36%	***	9%	***	9%	***	9%	***	9%	***	9%
CHE50022	Boots - Nantwich	-	-	-	-	-	-	-	-	-	-	-	-
CHE50175	Clear Pharmacy - Crewe	-	-	-	-	-	-	-	-	-	-	33	39%
CHE50340	Andrews Pharmacy - Macclesfield	-	-	-	-	-	-	-	-	-	-	9	90%
CHE50632	Rowlands - Middlewich	-	-	-	-	-	-	-	-	-	-	24	83%
CHE50803	Boots - Sandbach	-	-	-	-	-	-	-	-	-	-	***	36%
CHE50805	Mannings Chemist, Knutsford	-	-	-	-	-	-	-	-	-	-	***	33%
CHE50816	Well (224193) - Park Lane, Maccle	-	-	-	-	-	-	-	-	-	-	20	95%
CHE50819	Well (224537) - Handforth	-	-	-	-	-	-	-	-	-	-	-	-
CHE50822	Well (223032) - Sunderland St, Macclesf	-	-	-	-	-	-	-	-	-	-	62	95%
CHE50840	Assan Pharmacy Ltd T/A Cohens Chemist	-	-	-	-	-	-	-	-	-	-	51	67%
CHE50849	The Weston Pharmacy (R H Swinn Ltd)	-	-	-	-	-	-	-	-	-	-	11	79%
CHE50874	Lloyds - Lawton Road, Stoke	-	-	-	-	-	-	-	-	-	-	18	75%
CHE50876	Lloyds - Wilmslow	-	-	-	-	-	-	-	-	-	-	-	-
CHE50877	Lloyds - Charlotte St, Macclesfield	-	-	-	-	-	-	-	-	-	-	-	-
CHE50878	Lloyds - Congleton	-	-	-	-	-	-	-	-	-	-	45	100%
CHE50883	AJ Hodgson T/A London Road pharmacy	-	-	-	-	-	-	-	-	-	-	13	87%
CHE56610	Boots - Grand Junction, Crewe	-	-	-	-	-	-	-	-	-	-	55	77%
CHE57006	Salus Pharmacy - Congleton	-	-	-	-	-	-	-	-	-	-	-	-
		-	-	-	-	-	-	-	-	-	-	-	-
		-	-	-	-	-	-	-	-	-	-	-	-
		-	-	-	-	-	-	-	-	-	-	-	-
		-	-	-	-	-	-	-	-	-	-	-	-
		-	-	-	-	-	-	-	-	-	-	-	-
		-	-	-	-	-	-	-	-	-	-	-	-
		-	-	-	-	-	-	-	-	-	-	-	-
		-	-	-	-	-	-	-	-	-	-	-	-
		-	-	-	-	-	-	-	-	-	-	-	-
		-	-	-	-	-	-	-	-	-	-	-	-
		-	-	-	-	-	-	-	-	-	-	-	-
		-	-	-	-	-	-	-	-	-	-	-	-
		-	-	-	-	-	-	-	-	-	-	-	-
CHE	Cheshire East Local Authority	169	26%	58	9%	5	1%	5	1%	13	2%	425	65%

CLIENT REVIEW DATA: BY AGENCY

CLIENTS WITH ASSESSMENT COMPLETED: (LAST QUARTER)

The number and percentage of individuals seen in the last quarter (2018-19 Q2) who have the stated assessment data item completed.

IMS	Agencies	Main Substance		Accommodation Status		Employment Status		Parental Status		Disability		Postcode	
		n	%	n	%	n	%	n	%	n	%	n	%
CHE30029	Catherine House, Crewe	-	-	-	-	-	-	-	-	-	-	-	-
CHE30030	Barnabas Centre, Macclesfield	-	-	-	-	-	-	-	-	-	-	-	-
CHE50022	Boots - Nantwich	-	-	-	-	-	-	-	-	-	-	-	-
CHE50175	Clear Pharmacy - Crewe	-	-	-	-	-	-	-	-	-	-	-	-
CHE50340	Andrews Pharmacy - Macclesfield	-	-	-	-	-	-	-	-	-	-	-	-
CHE50632	Rowlands - Middlewich	-	-	-	-	-	-	-	-	-	-	16	80%
CHE50803	Boots - Sandbach	-	-	-	-	-	-	-	-	-	-	-	-
CHE50805	Mannings Chemist, Knutsford	-	-	-	-	-	-	-	-	-	-	-	-
CHE50816	Well (224193) - Park Lane, Maccle	-	-	-	-	-	-	-	-	-	-	-	-
CHE50819	Well (224537) - Handforth	-	-	-	-	-	-	-	-	-	-	-	-
CHE50822	Well (223032) - Sunderland St, Macclesf	-	-	-	-	-	-	-	-	-	-	-	-
CHE50840	Assan Pharmacy Ltd T/A Cohens Chemist	-	-	-	-	-	-	-	-	-	-	-	-
CHE50849	The Weston Pharmacy (R H Swinn Ltd)	-	-	-	-	-	-	-	-	-	-	-	-
CHE50874	Lloyds - Lawton Road, Stoke	-	-	-	-	-	-	-	-	-	-	-	-
CHE50876	Lloyds - Wilmslow	-	-	-	-	-	-	-	-	-	-	-	-
CHE50877	Lloyds - Charlotte St, Macclesfield	-	-	-	-	-	-	-	-	-	-	-	-
CHE50878	Lloyds - Congleton	-	-	-	-	-	-	-	-	-	-	-	-
CHE50883	AJ Hodgson T/A London Road pharmacy	-	-	-	-	-	-	-	-	-	-	-	-
CHE56610	Boots - Grand Junction, Crewe	-	-	-	-	-	-	-	-	-	-	28	93%
CHE57006	Salus Pharmacy - Congleton	-	-	-	-	-	-	-	-	-	-	-	-
		-	-	-	-	-	-	-	-	-	-	-	-
		-	-	-	-	-	-	-	-	-	-	-	-
		-	-	-	-	-	-	-	-	-	-	-	-
		-	-	-	-	-	-	-	-	-	-	-	-
		-	-	-	-	-	-	-	-	-	-	-	-
		-	-	-	-	-	-	-	-	-	-	-	-
		-	-	-	-	-	-	-	-	-	-	-	-
		-	-	-	-	-	-	-	-	-	-	-	-
		-	-	-	-	-	-	-	-	-	-	-	-
		-	-	-	-	-	-	-	-	-	-	-	-
		-	-	-	-	-	-	-	-	-	-	-	-
CHE	Cheshire East Local Authority	-	-	-	-	-	-	-	-	-	-	44	88%

Clients seen: a count of unique clients who have any one of the following activities recorded within the stated period – brief intervention, onward referral, wellbeing review, syringe exchange transaction, syringe return transaction.

Activity summary: a count of each activity recorded quarterly and for the last year (12 months).

Clients with assessment: the number and percentage of clients seen within the stated period who have ever had an assessment completed.

Assessment data items: the number and percentage of clients seen within the stated period who have ever had the specified data item recorded, this excludes any 'Not Known' responses.

Client and Activity Counts: Red less than ½ quarterly average, Green greater than 1½ times the quarterly average for the agency.

Returns rate: Red below 20% Green over 70%

Data items: Red below 40% Amber between 40 – 70% Green over 70%

The figures shown for Year /12 months are for the last 4 quarters, rather than the current year to date, this is to allow comparison of yearly figures between different reporting periods.

Report prepared by the PHI Monitoring Team,
Public Health Institute, Liverpool John Moores University,
Henry Cotton Building, 15-21 Webster Street, Liverpool,
L3 2ET. Tel: (0151) 231 4314.
<http://ims.ljmu.ac.uk/info>
www.twitter.com/phi_ims

