

INTRODUCTION:


Issue: 1 Updated: 31/07/2018

This activity & data quality report is designed to accompany the quarterly IMS monitoring report. The information in this report is shown for each service and as a total for the local authority area. The sections of this report show both the consistency in the number of clients and volume of activity that is entered into IMS each quarter, and the number and data quality of assessments that are completed for the clients that are seen.

If you have any questions about your data, need help or more information please do contact us <https://ims.ljmu.ac.uk/contact>

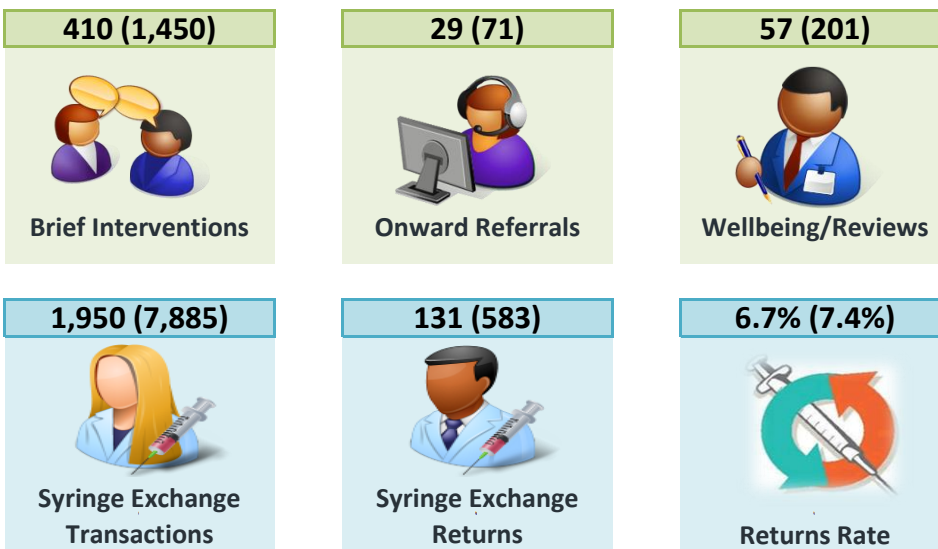
Contents			
Count of individuals	p.2	Clients with assessment	p.5
Count of activity recorded	p.3	Assessment data items	p.6
		Data notes & methodology	p.8

TOTAL CLIENTS SEEN: SEFTON



* Summary figures where shown in brackets are for a full year / 12 month period


ACTIVITY RECORDED: SEFTON



In the most recent quarter 410 brief interventions were delivered to 734 clients in the Sefton local authority area. This equates to an average of 0.56 interventions per person.

There were 131 equipment returns recorded during 2018-19 Q1 a ratio of 1 return to every 14.9 syringe exchange visits, (or 6.7% of visits).

ASSESSMENT DATA ITEMS: IMS DATA QUALITY REPORT

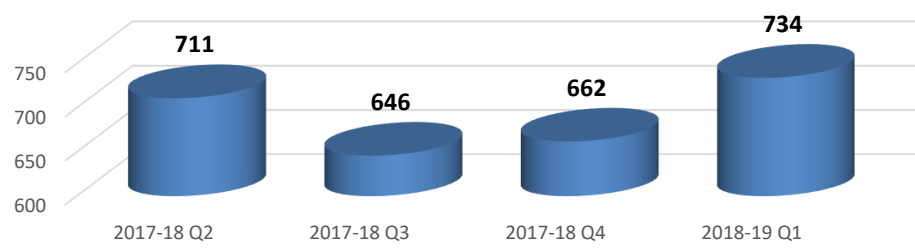


CLIENTS SUMMARY: BY AGENCY

NUMBER OF INDIVIDUALS RECORDED QUARTERLY:

The number of individuals reported by each agency quarterly, and the total number of individuals seen over the last four quarters (rolling 12 months). The local authority figures are the total unique individuals.

IMS	Agencies	2017-18 Q2	2017-18 Q3	2017-18 Q4	2018-19 Q1	Full Year (rolling 12 mths)
SEF10056	Independence Initiative	13	15	34	27	68
SEF10077	Ambition Sefton, Southport - MerseyCare	103	96	90	112	244
SEF10078	Ambition Sefton, Bootle - MerseyCare	31	30	30	43	82
SEF10090	Addaction YP & Families Sefton	0	14	0	0	14
SEF55000	Aintree Pharmacy	19	18	17	25	54
SEF55708	M L Davey Chemist, Litherland	33	24	32	23	52
SEF56448	Bispham Road Pharmacy	25	21	24	43	87
SEF56452	Boots - South Rd, Waterloo	29	35	33	40	85
SEF56453	Boots - Liverpool Rd, Crosby	***	***	7	10	15
SEF56456	Cohens - Marian Square, Netherton	30	27	42	45	93
SEF56460	Haddens Pharmacy - Litherland Rd, Bootle	97	70	75	81	185
SEF56462	Lloyds - Knowsley Rd	41	30	0	73	126
SEF56464	Lloyds - North Park	8	***	***	***	14
SEF56466	Netherton Park Pharmacy	12	7	***	5	21
SEF56499	Higgins Pharmacy - Crosby Road North	24	22	25	22	68
SEF56504	Lloyds - Crosby Rd North	12	13	11	7	37
SEF56507	Rowlands - Upper Aughton Rd	0	***	***	5	9
SEF56520	Superdrug - Eastbank Street, Southport	139	112	115	105	295
SEF56525	Boots - Cambridge Rd, Southport	0	0	0	0	0
SEF56526	Boots - Seaforth	147	154	157	128	397
		-	-	-	-	-
		-	-	-	-	-
		-	-	-	-	-
		-	-	-	-	-
		-	-	-	-	-
		-	-	-	-	-
		-	-	-	-	-
		-	-	-	-	-
		-	-	-	-	-
		-	-	-	-	-
		-	-	-	-	-
SEF	Sefton Local Authority	711	646	662	734	1,776



Number of individuals recorded by services in the Sefton Local Authority area during the last four quarterly periods.

ACTIVITY SUMMARY: BY AGENCY

Total activity by type delivered by each agency quarterly and as a total for the full year (rolling 12 month period).

IMS	Brief Interventions					Onward Referrals					Wellbeing/Reviews				
	2017-18 Q2	2017-18 Q3	2017-18 Q4	2018-19 Q1	Year (12 mths)	2017-18 Q2	2017-18 Q3	2017-18 Q4	2018-19 Q1	Year (12 mths)	2017-18 Q2	2017-18 Q3	2017-18 Q4	2018-19 Q1	Year (12 mths)
SEF10056	12	10	21	15	58	***	10	27	29	70	12	10	23	21	66
SEF10077	124	114	73	82	393	0	0	0	0	0	16	***	8	5	32
SEF10078	143	160	179	218	700	0	***	0	0	***	25	16	19	31	91
SEF10090	0	14	0	0	14	0	0	0	0	0	0	0	0	0	0
SEF55000	***	8	10	9	31	0	0	0	0	0	0	0	0	0	0
SEF55708	***	***	6	5	16	0	0	0	0	0	0	0	0	0	0
SEF56448	0	0	0	0	0	0	0	0	0	0	0	0	0	0	0
SEF56452	***	***	7	6	16	0	0	0	0	0	0	0	0	0	0
SEF56453	0	0	0	0	0	0	0	0	0	0	0	0	0	0	0
SEF56456	0	0	***	5	8	0	0	0	0	0	0	0	0	0	0
SEF56460	20	14	38	38	110	0	0	0	0	0	0	0	0	0	0
SEF56462	***	0	0	0	***	0	0	0	0	0	0	0	0	0	0
SEF56464	0	0	***	0	***	0	0	0	0	0	0	0	0	0	0
SEF56466	0	***	0	***	***	0	0	0	0	0	0	0	0	0	0
SEF56499	0	0	0	0	0	0	0	0	0	0	0	0	0	0	0
SEF56504	7	12	5	5	29	0	0	0	0	0	0	0	0	0	0
SEF56507	0	0	***	0	***	0	0	0	0	0	0	0	0	0	0
SEF56520	8	***	27	21	60	0	0	0	0	0	0	0	0	0	0
SEF56525	0	0	0	0	0	0	0	0	0	0	0	0	0	0	0
SEF56526	***	0	***	5	10	0	0	0	0	0	0	0	0	0	0
-	-	-	-	-	-	-	-	-	-	-	-	-	-	-	-
-	-	-	-	-	-	-	-	-	-	-	-	-	-	-	-
-	-	-	-	-	-	-	-	-	-	-	-	-	-	-	-
-	-	-	-	-	-	-	-	-	-	-	-	-	-	-	-
-	-	-	-	-	-	-	-	-	-	-	-	-	-	-	-
-	-	-	-	-	-	-	-	-	-	-	-	-	-	-	-
-	-	-	-	-	-	-	-	-	-	-	-	-	-	-	-
-	-	-	-	-	-	-	-	-	-	-	-	-	-	-	-
-	-	-	-	-	-	-	-	-	-	-	-	-	-	-	-
-	-	-	-	-	-	-	-	-	-	-	-	-	-	-	-
-	-	-	-	-	-	-	-	-	-	-	-	-	-	-	-
-	-	-	-	-	-	-	-	-	-	-	-	-	-	-	-
SEF	327	339	374	410	1,450	***	11	27	29	71	53	29	62	57	201




1,450 Number of brief interventions delivered to clients in the Sefton Local Authority area this year
 That equates to an average of 0.82 interventions per person

ACTIVITY SUMMARY: BY AGENCY

Total activity by type delivered by each agency quarterly and as a total for the current year to date.

IMS	Syringe Exchange Transactions					Syringe Exchange Returns					Returns Rate				
	2017-18 Q2	2017-18 Q3	2017-18 Q4	2018-19 Q1	Year (12 mths)	2017-18 Q2	2017-18 Q3	2017-18 Q4	2018-19 Q1	Year (12 mths)	2017-18 Q2	2017-18 Q3	2017-18 Q4	2018-19 Q1	Year (12 mths)
SEF10056	0	0	0	0	0	0	0	0	0	0	-	-	-	-	-
SEF10077	223	265	280	309	1,077	21	17	12	21	71	9%	6%	4%	7%	7%
SEF10078	64	60	63	70	257	20	15	19	10	64	31%	25%	30%	14%	25%
SEF10090	0	0	0	0	0	0	0	0	0	0	-	-	-	-	-
SEF55000	45	34	26	35	140	31	20	14	28	93	69%	59%	54%	80%	66%
SEF55708	247	206	166	103	722	31	22	26	15	94	13%	11%	16%	15%	13%
SEF56448	33	25	30	59	147	0	0	0	0	0	0%	0%	0%	0%	0%
SEF56452	89	97	106	114	406	***	0	***	0	***	1%	0%	3%	0%	1%
SEF56453	17	17	7	19	60	0	0	0	***	***	0%	0%	0%	5%	2%
SEF56456	167	108	127	143	545	13	13	12	8	46	8%	12%	9%	6%	8%
SEF56460	197	161	184	180	722	***	0	0	0	***	1%	0%	0%	0%	0%
SEF56462	66	37	0	116	219	***	0	0	***	***	2%	0%	-	1%	1%
SEF56464	9	***	***	***	16	8	***	***	0	10	89%	50%	25%	0%	63%
SEF56466	14	7	***	8	33	0	0	0	0	0	0%	0%	0%	0%	0%
SEF56499	36	40	38	39	153	0	0	0	0	0	0%	0%	0%	0%	0%
SEF56504	15	15	11	10	51	0	***	0	0	***	0%	13%	0%	0%	4%
SEF56507	0	***	***	11	16	0	0	0	0	0	-	0%	0%	0%	0%
SEF56520	781	577	452	541	2,351	33	57	46	43	179	4%	10%	10%	8%	8%
SEF56525	0	0	0	0	0	0	0	0	0	0	-	-	-	-	-
SEF56526	247	250	281	192	970	9	***	***	***	16	4%	1%	0%	2%	2%
	-	-	-	-	-	-	-	-	-	-	-	-	-	-	-
	-	-	-	-	-	-	-	-	-	-	-	-	-	-	-
	-	-	-	-	-	-	-	-	-	-	-	-	-	-	-
	-	-	-	-	-	-	-	-	-	-	-	-	-	-	-
	-	-	-	-	-	-	-	-	-	-	-	-	-	-	-
	-	-	-	-	-	-	-	-	-	-	-	-	-	-	-
	-	-	-	-	-	-	-	-	-	-	-	-	-	-	-
	-	-	-	-	-	-	-	-	-	-	-	-	-	-	-
	-	-	-	-	-	-	-	-	-	-	-	-	-	-	-
	-	-	-	-	-	-	-	-	-	-	-	-	-	-	-
	-	-	-	-	-	-	-	-	-	-	-	-	-	-	-
	-	-	-	-	-	-	-	-	-	-	-	-	-	-	-
	-	-	-	-	-	-	-	-	-	-	-	-	-	-	-
	-	-	-	-	-	-	-	-	-	-	-	-	-	-	-
SEF	2,250	1,904	1,781	1,950	7,885	169	149	134	131	583	8%	8%	8%	7%	7%



Number of syringe exchange transactions by clients in the Sefton Local Authority area this year

**There were 583 equipment returns were recorded
A ratio of 1 return to every 13.5 syringe exchange visits**

CLIENT REVIEW DATA: BY AGENCY

CLIENTS WITH ASSESSMENT COMPLETED:

The number and percentage of individuals who have any of the assessment data items completed, shown for each of the last four quarters and for the full year (rolling 12 month period).

IMS	Agencies	2017-18 Q2		2017-18 Q3		2017-18 Q4		2018-19 Q1		Full Year (rolling 12 mths)	
		n	%	n	%	n	%	n	%	n	%
SEF10056	Independence Initiative	13	100%	14	93%	33	97%	23	85%	64	94%
SEF10077	Ambition Sefton, Southport - MerseyCare	91	88%	87	91%	80	89%	104	93%	207	85%
SEF10078	Ambition Sefton, Bootle - MerseyCare	31	100%	30	100%	30	100%	42	98%	81	99%
SEF10090	Addaction YP & Families Sefton	0	-	13	93%	0	-	0	-	13	93%
SEF55000	Aintree Pharmacy	19	100%	18	100%	17	100%	25	100%	54	100%
SEF55708	M L Davey Chemist, Litherland	33	100%	24	100%	32	100%	23	100%	52	100%
SEF56448	Bispham Road Pharmacy	25	100%	21	100%	24	100%	43	100%	87	100%
SEF56452	Boots - South Rd, Waterloo	29	100%	35	100%	33	100%	40	100%	85	100%
SEF56453	Boots - Liverpool Rd, Crosby	***	100%	***	100%	7	100%	10	100%	15	100%
SEF56456	Cohens - Marian Square, Netherton	30	100%	27	100%	42	100%	45	100%	93	100%
SEF56460	Haddens Pharmacy - Litherland Rd, Bootle	97	100%	70	100%	75	100%	81	100%	185	100%
SEF56462	Lloyds - Knowsley Rd	41	100%	30	100%	0	-	73	100%	126	100%
SEF56464	Lloyds - North Park	8	100%	***	100%	***	100%	***	100%	14	100%
SEF56466	Netherton Park Pharmacy	12	100%	7	100%	***	100%	5	100%	21	100%
SEF56499	Higgins Pharmacy - Crosby Road North	24	100%	22	100%	25	100%	22	100%	68	100%
SEF56504	Lloyds - Crosby Rd North	12	100%	13	100%	11	100%	7	100%	37	100%
SEF56507	Rowlands - Upper Aughton Rd	0	-	***	100%	***	100%	5	100%	9	100%
SEF56520	Superdrug - Eastbank Street, Southport	139	100%	112	100%	115	100%	105	100%	295	100%
SEF56525	Boots - Cambridge Rd, Southport	0	-	0	-	0	-	0	-	0	-
SEF56526	Boots - Seaforth	147	100%	154	100%	157	100%	128	100%	397	100%
		-	-	-	-	-	-	-	-	-	-
		-	-	-	-	-	-	-	-	-	-
		-	-	-	-	-	-	-	-	-	-
		-	-	-	-	-	-	-	-	-	-
		-	-	-	-	-	-	-	-	-	-
		-	-	-	-	-	-	-	-	-	-
		-	-	-	-	-	-	-	-	-	-
		-	-	-	-	-	-	-	-	-	-
		-	-	-	-	-	-	-	-	-	-
		-	-	-	-	-	-	-	-	-	-
		-	-	-	-	-	-	-	-	-	-
		-	-	-	-	-	-	-	-	-	-
		-	-	-	-	-	-	-	-	-	-
		-	-	-	-	-	-	-	-	-	-
		-	-	-	-	-	-	-	-	-	-
SEF	Sefton Local Authority	702	99%	635	98%	648	98%	722	98%	1,737	98%

CLIENT REVIEW DATA: BY AGENCY

CLIENTS WITH ASSESSMENT COMPLETED: (FULL YEAR)

The number and percentage of individuals who have the stated assessment data item completed, shown for the full year (rolling 12 month period).

IMS	Agencies	Main Substance		Accommodation Status		Employment Status		Parental Status		Disability		Postcode	
		n	%	n	%	n	%	n	%	n	%	n	%
SEF10056	Independence Initiative	64	94%	64	94%	64	94%	63	93%	61	90%	64	94%
SEF10077	Ambition Sefton, Southport - MerseyCare	207	85%	147	60%	101	41%	100	41%	84	34%	188	77%
SEF10078	Ambition Sefton, Bootle - MerseyCare	81	99%	67	82%	67	82%	66	80%	65	79%	80	98%
SEF10090	Addaction YP & Families Sefton	13	93%	8	57%	7	50%	***	21%	***	29%	12	86%
SEF55000	Aintree Pharmacy	48	89%	54	100%	-	-	-	-	-	-	50	93%
SEF55708	M L Davey Chemist, Litherland	49	94%	52	100%	-	-	-	-	-	-	41	79%
SEF56448	Bispham Road Pharmacy	-	-	87	100%	-	-	-	-	-	-	***	1%
SEF56452	Boots - South Rd, Waterloo	46	54%	85	100%	-	-	-	-	-	-	68	80%
SEF56453	Boots - Liverpool Rd, Crosby	14	93%	15	100%	-	-	-	-	-	-	13	87%
SEF56456	Cohens - Marian Square, Netherton	66	71%	93	100%	-	-	-	-	-	-	79	85%
SEF56460	Haddens Pharmacy - Litherland Rd, Bootle	184	99%	185	100%	-	-	-	-	-	-	157	85%
SEF56462	Lloyds - Knowsley Rd	121	96%	126	100%	-	-	-	-	-	-	50	40%
SEF56464	Lloyds - North Park	14	100%	14	100%	-	-	-	-	-	-	-	-
SEF56466	Netherton Park Pharmacy	5	24%	21	100%	-	-	-	-	-	-	11	52%
SEF56499	Higgins Pharmacy - Crosby Road North	55	81%	68	100%	-	-	-	-	-	-	59	87%
SEF56504	Lloyds - Crosby Rd North	29	78%	37	100%	-	-	-	-	-	-	31	84%
SEF56507	Rowlands - Upper Aughton Rd	9	100%	9	100%	-	-	-	-	-	-	8	89%
SEF56520	Superdrug - Eastbank Street, Southport	284	96%	295	100%	-	-	-	-	-	-	268	91%
SEF56525	Boots - Cambridge Rd, Southport	-	-	-	-	-	-	-	-	-	-	-	-
SEF56526	Boots - Seaforth	327	82%	397	100%	-	-	-	-	-	-	114	29%
		-	-	-	-	-	-	-	-	-	-	-	-
		-	-	-	-	-	-	-	-	-	-	-	-
		-	-	-	-	-	-	-	-	-	-	-	-
		-	-	-	-	-	-	-	-	-	-	-	-
		-	-	-	-	-	-	-	-	-	-	-	-
		-	-	-	-	-	-	-	-	-	-	-	-
		-	-	-	-	-	-	-	-	-	-	-	-
		-	-	-	-	-	-	-	-	-	-	-	-
		-	-	-	-	-	-	-	-	-	-	-	-
		-	-	-	-	-	-	-	-	-	-	-	-
		-	-	-	-	-	-	-	-	-	-	-	-
		-	-	-	-	-	-	-	-	-	-	-	-
		-	-	-	-	-	-	-	-	-	-	-	-
		-	-	-	-	-	-	-	-	-	-	-	-
		-	-	-	-	-	-	-	-	-	-	-	-
		-	-	-	-	-	-	-	-	-	-	-	-
		-	-	-	-	-	-	-	-	-	-	-	-
SEF	Sefton Local Authority	1,476	83%	1,666	94%	236	13%	228	13%	212	12%	1,189	67%

CLIENT REVIEW DATA: BY AGENCY

CLIENTS WITH ASSESSMENT COMPLETED: (LAST QUARTER)

The number and percentage of individuals seen in the last quarter (2018-19 Q1) who have the stated assessment data item completed.

IMS	Agencies	Main Substance		Accommodation Status		Employment Status		Parental Status		Disability		Postcode	
		n	%	n	%	n	%	n	%	n	%	n	%
SEF10056	Independence Initiative	23	85%	23	85%	23	85%	22	81%	23	85%	23	85%
SEF10077	Ambition Sefton, Southport - MerseyCare	104	93%	64	57%	44	39%	43	38%	32	29%	89	79%
SEF10078	Ambition Sefton, Bootle - MerseyCare	42	98%	32	74%	32	74%	32	74%	32	74%	42	98%
SEF10090	Addaction YP & Families Sefton	-	-	-	-	-	-	-	-	-	-	-	-
SEF55000	Aintree Pharmacy	23	92%	25	100%	-	-	-	-	-	-	24	96%
SEF55708	M L Davey Chemist, Litherland	22	96%	23	100%	-	-	-	-	-	-	18	78%
SEF56448	Bispham Road Pharmacy	-	-	43	100%	-	-	-	-	-	-	***	2%
SEF56452	Boots - South Rd, Waterloo	21	53%	40	100%	-	-	-	-	-	-	29	73%
SEF56453	Boots - Liverpool Rd, Crosby	10	100%	10	100%	-	-	-	-	-	-	9	90%
SEF56456	Cohens - Marian Square, Netherton	32	71%	45	100%	-	-	-	-	-	-	37	82%
SEF56460	Haddens Pharmacy - Litherland Rd, Bootle	81	100%	81	100%	-	-	-	-	-	-	66	81%
SEF56462	Lloyds - Knowsley Rd	69	95%	73	100%	-	-	-	-	-	-	27	37%
SEF56464	Lloyds - North Park	***	100%	***	100%	-	-	-	-	-	-	-	-
SEF56466	Netherton Park Pharmacy	***	40%	5	100%	-	-	-	-	-	-	***	60%
SEF56499	Higgins Pharmacy - Crosby Road North	16	73%	22	100%	-	-	-	-	-	-	19	86%
SEF56504	Lloyds - Crosby Rd North	7	100%	7	100%	-	-	-	-	-	-	***	43%
SEF56507	Rowlands - Upper Aughton Rd	5	100%	5	100%	-	-	-	-	-	-	5	100%
SEF56520	Superdrug - Eastbank Street, Southport	101	96%	105	100%	-	-	-	-	-	-	92	88%
SEF56525	Boots - Cambridge Rd, Southport	-	-	-	-	-	-	-	-	-	-	-	-
SEF56526	Boots - Seaforth	103	80%	128	100%	-	-	-	-	-	-	45	35%
		-	-	-	-	-	-	-	-	-	-	-	-
		-	-	-	-	-	-	-	-	-	-	-	-
		-	-	-	-	-	-	-	-	-	-	-	-
		-	-	-	-	-	-	-	-	-	-	-	-
		-	-	-	-	-	-	-	-	-	-	-	-
		-	-	-	-	-	-	-	-	-	-	-	-
		-	-	-	-	-	-	-	-	-	-	-	-
		-	-	-	-	-	-	-	-	-	-	-	-
		-	-	-	-	-	-	-	-	-	-	-	-
		-	-	-	-	-	-	-	-	-	-	-	-
		-	-	-	-	-	-	-	-	-	-	-	-
		-	-	-	-	-	-	-	-	-	-	-	-
		-	-	-	-	-	-	-	-	-	-	-	-
		-	-	-	-	-	-	-	-	-	-	-	-
		-	-	-	-	-	-	-	-	-	-	-	-
		-	-	-	-	-	-	-	-	-	-	-	-
SEF	Sefton Local Authority	614	84%	674	92%	98	13%	96	13%	86	12%	496	68%

Clients seen: a count of unique clients who have any one of the following activities recorded within the stated period – brief intervention, onward referral, wellbeing review, syringe exchange transaction, syringe return transaction.

Activity summary: a count of each activity recorded quarterly and for the last year (12 months).

Clients with assessment: the number and percentage of clients seen within the stated period who have ever had an assessment completed.

Assessment data items: the number and percentage of clients seen within the stated period who have ever had the specified data item recorded, this excludes any 'Not Known' responses.

Client and Activity Counts: Red less than ½ quarterly average, Green greater than 1½ times the quarterly average for the agency.

Returns rate: Red below 20% Green over 70%

Data items: Red below 40% Amber between 40 – 70% Green over 70%

The figures shown for Year /12 months are for the last 4 quarters, rather than the current year to date, this is to allow comparison of yearly figures between different reporting periods.

Report prepared by the PHI Monitoring Team,
Public Health Institute, Liverpool John Moores University,
Henry Cotton Building, 15-21 Webster Street, Liverpool,
L3 2ET. Tel: (0151) 231 4314.
<http://ims.ljmu.ac.uk/info>
www.twitter.com/phi_ims

