


This activity & data quality report is designed to accompany the quarterly IMS monitoring report. The information in this report is shown for each service and as a total for the local authority area. The sections of this report show both the consistency in the number of clients and volume of activity that is entered into IMS each quarter, and the number and data quality of assessments that are completed for the clients that are seen.

If you have any questions about your data, need help or more information please do contact us <https://ims.ljmu.ac.uk/contact>

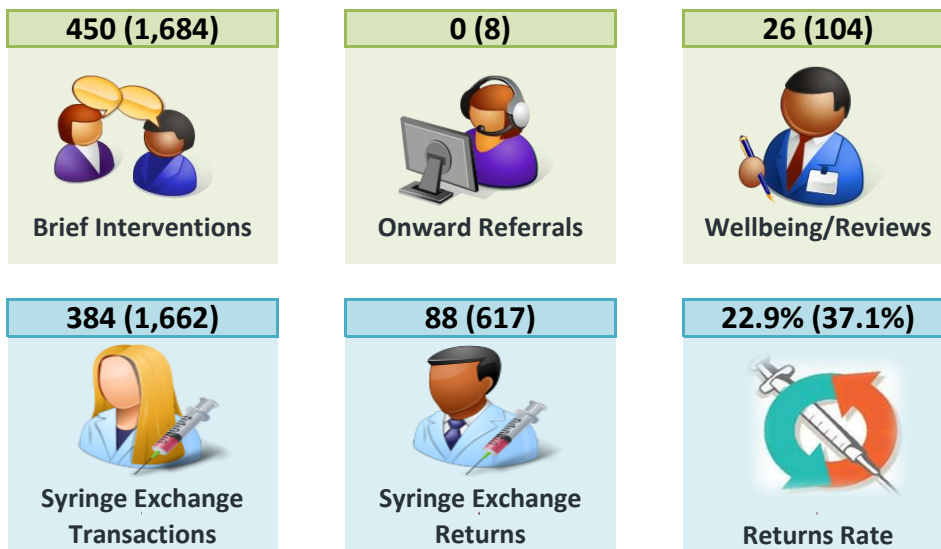
Contents			
Count of individuals	p.2	Clients with assessment	p.5
Count of activity recorded	p.3	Assessment data items	p.6
		Data notes & methodology	p.8

TOTAL CLIENTS SEEN: KNOWSLEY



* Summary figures where shown in brackets are for a full year / 12 month period


ACTIVITY RECORDED: KNOWSLEY



In the most recent quarter 450 brief interventions were delivered to 492 clients in the Knowsley local authority area. This equates to an average of 0.91 interventions per person.

There were 88 equipment returns recorded during 2018-19 Q1 a ratio of 1 return to every 4.4 syringe exchange visits, (or 22.9% of visits).

ASSESSMENT DATA ITEMS: IMS DATA QUALITY REPORT

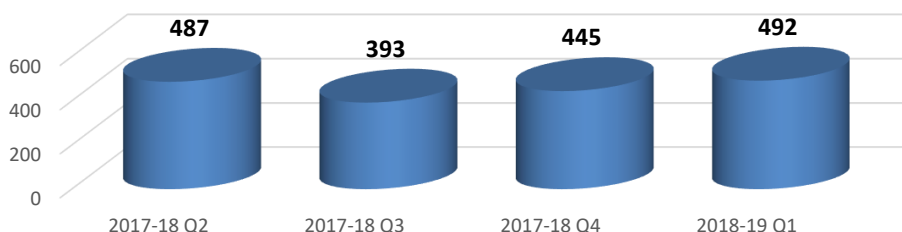


CLIENTS SUMMARY: BY AGENCY

NUMBER OF INDIVIDUALS RECORDED QUARTERLY:

The number of individuals reported by each agency quarterly, and the total number of individuals seen over the last four quarters (rolling 12 months). The local authority figures are the total unique individuals.

IMS	Agencies	2017-18 Q2	2017-18 Q3	2017-18 Q4	2018-19 Q1	Full Year (rolling 12 mths)
KNW10041	Knowsley Integrated Rec Service	249	202	224	255	800
KNW30051	Kirkby SES, Knowsley - CGL	44	40	35	26	102
KNW30052	Huyton SES, Knowsley - CGL	40	43	87	100	213
KNW53302	Boots Cables Retail Park	15	14	7	11	31
KNW53303	Boots - The Halewood centre	35	0	11	***	45
KNW53308	J. H. Davey's Chemist	0	0	***	0	***
KNW53315	Newtown Pharmacy, Kirkby	53	58	36	27	134
KNW53323	Rowlands (Prev GF O'Brien) Kirkby	49	36	44	31	114
KNW53327	A.E. Sedem (Woolfall Pharmacy)	***	***	***	***	7
KNW53328	Sedem Pharmacy, Huyton	***	***	***	***	***
KNW53329	Stockbridge Pharmacy	***	***	***	0	***
KNW53334	Tops Pharmacy, Kirkby	14	7	19	21	42
KNW54001	Kingsway Pharmacy - Huyton	***	6	12	24	36
KNW54002	J. H. Davey's Chemist (Dinas Lane)	0	0	***	***	***
		-	-	-	-	-
		-	-	-	-	-
		-	-	-	-	-
		-	-	-	-	-
		-	-	-	-	-
		-	-	-	-	-
		-	-	-	-	-
		-	-	-	-	-
		-	-	-	-	-
		-	-	-	-	-
		-	-	-	-	-
		-	-	-	-	-
		-	-	-	-	-
		-	-	-	-	-
		-	-	-	-	-
		-	-	-	-	-
		-	-	-	-	-
		-	-	-	-	-
		-	-	-	-	-
		-	-	-	-	-
		-	-	-	-	-
		-	-	-	-	-
KNW	Knowsley Local Authority	487	393	445	492	1,433



Number of individuals recorded by services in the Knowsley Local Authority area during the last four quarterly periods.

ACTIVITY SUMMARY: BY AGENCY

Total activity by type delivered by each agency quarterly and as a total for the full year (rolling 12 month period).

IMS	Brief Interventions					Onward Referrals					Wellbeing/Reviews				
	2017- 18 Q2	2017- 18 Q3	2017- 18 Q4	2018- 19 Q1	Year (12 mths)	2017- 18 Q2	2017- 18 Q3	2017- 18 Q4	2018- 19 Q1	Year (12 mths)	2017- 18 Q2	2017- 18 Q3	2017- 18 Q4	2018- 19 Q1	Year (12 mths)
KNW10041	314	276	383	385	1,358	0	0	0	0	0	78	0	0	26	104
KNW30051	105	38	28	***	173	***	0	***	0	***	0	0	0	0	0
KNW30052	26	24	34	62	146	0	***	0	0	***	0	0	0	0	0
KNW53302	0	0	0	0	0	0	0	0	0	0	0	0	0	0	0
KNW53303	0	0	0	0	0	0	0	0	0	0	0	0	0	0	0
KNW53308	0	0	0	0	0	0	0	0	0	0	0	0	0	0	0
KNW53315	0	0	0	0	0	0	0	0	0	0	0	0	0	0	0
KNW53323	0	0	***	0	***	0	0	***	0	***	0	0	0	0	0
KNW53327	0	***	0	0	***	0	0	0	0	0	0	0	0	0	0
KNW53328	0	0	0	0	0	0	0	0	0	0	0	0	0	0	0
KNW53329	0	0	0	0	0	0	0	0	0	0	0	0	0	0	0
KNW53334	0	0	0	***	***	0	0	0	0	0	0	0	0	0	0
KNW54001	0	***	0	0	***	0	***	***	0	***	0	0	0	0	0
KNW54002	0	0	0	0	0	0	0	0	0	0	0	0	0	0	0
	-	-	-	-	-	-	-	-	-	-	-	-	-	-	-
	-	-	-	-	-	-	-	-	-	-	-	-	-	-	-
	-	-	-	-	-	-	-	-	-	-	-	-	-	-	-
	-	-	-	-	-	-	-	-	-	-	-	-	-	-	-
	-	-	-	-	-	-	-	-	-	-	-	-	-	-	-
	-	-	-	-	-	-	-	-	-	-	-	-	-	-	-
	-	-	-	-	-	-	-	-	-	-	-	-	-	-	-
	-	-	-	-	-	-	-	-	-	-	-	-	-	-	-
	-	-	-	-	-	-	-	-	-	-	-	-	-	-	-
	-	-	-	-	-	-	-	-	-	-	-	-	-	-	-
	-	-	-	-	-	-	-	-	-	-	-	-	-	-	-
	-	-	-	-	-	-	-	-	-	-	-	-	-	-	-
	-	-	-	-	-	-	-	-	-	-	-	-	-	-	-
	-	-	-	-	-	-	-	-	-	-	-	-	-	-	-
	-	-	-	-	-	-	-	-	-	-	-	-	-	-	-
KNW	445	343	446	450	1,684	***	***	***	0	8	78	0	0	26	104




1,684 Number of brief interventions delivered to clients in the Knowsley Local Authority area this year
That equates to an average of 1.18 interventions per person

ACTIVITY SUMMARY: BY AGENCY

Total activity by type delivered by each agency quarterly and as a total for the current year to date.

IMS	Syringe Exchange Transactions					Syringe Exchange Returns					Returns Rate				
	2017-18 Q2	2017-18 Q3	2017-18 Q4	2018-19 Q1	Year (12 mths)	2017-18 Q2	2017-18 Q3	2017-18 Q4	2018-19 Q1	Year (12 mths)	2017-18 Q2	2017-18 Q3	2017-18 Q4	2018-19 Q1	Year (12 mths)
KNW10041	0	0	0	0	0	0	0	0	0	0	-	-	-	-	-
KNW30051	117	94	72	39	322	25	19	5	5	54	21%	20%	7%	13%	17%
KNW30052	45	50	105	122	322	8	11	11	11	41	18%	22%	10%	9%	13%
KNW53302	47	20	15	27	109	47	5	5	5	62	100%	25%	33%	19%	57%
KNW53303	68	0	27	7	102	68	0	8	***	80	100%	-	30%	57%	78%
KNW53308	0	0	***	0	***	0	0	***	0	***	-	-	100%	-	100%
KNW53315	65	99	73	38	275	65	22	***	8	97	100%	22%	3%	21%	35%
KNW53323	68	68	54	44	234	68	34	31	11	144	100%	50%	57%	25%	62%
KNW53327	***	***	***	5	12	***	***	0	***	8	100%	67%	0%	60%	67%
KNW53328	7	10	7	***	28	7	10	7	***	28	100%	100%	100%	100%	100%
KNW53329	***	***	6	0	9	***	***	***	0	6	100%	100%	50%	-	67%
KNW53334	27	34	52	47	160	27	***	***	***	36	100%	9%	4%	9%	23%
KNW54001	***	10	24	50	85	***	7	19	32	59	100%	70%	79%	64%	69%
KNW54002	0	0	***	***	***	0	0	0	***	***	-	-	0%	100%	33%
	-	-	-	-	-	-	-	-	-	-	-	-	-	-	-
	-	-	-	-	-	-	-	-	-	-	-	-	-	-	-
	-	-	-	-	-	-	-	-	-	-	-	-	-	-	-
	-	-	-	-	-	-	-	-	-	-	-	-	-	-	-
	-	-	-	-	-	-	-	-	-	-	-	-	-	-	-
	-	-	-	-	-	-	-	-	-	-	-	-	-	-	-
	-	-	-	-	-	-	-	-	-	-	-	-	-	-	-
	-	-	-	-	-	-	-	-	-	-	-	-	-	-	-
	-	-	-	-	-	-	-	-	-	-	-	-	-	-	-
	-	-	-	-	-	-	-	-	-	-	-	-	-	-	-
	-	-	-	-	-	-	-	-	-	-	-	-	-	-	-
	-	-	-	-	-	-	-	-	-	-	-	-	-	-	-
	-	-	-	-	-	-	-	-	-	-	-	-	-	-	-
	-	-	-	-	-	-	-	-	-	-	-	-	-	-	-
	-	-	-	-	-	-	-	-	-	-	-	-	-	-	-
	-	-	-	-	-	-	-	-	-	-	-	-	-	-	-
	-	-	-	-	-	-	-	-	-	-	-	-	-	-	-
	-	-	-	-	-	-	-	-	-	-	-	-	-	-	-
	-	-	-	-	-	-	-	-	-	-	-	-	-	-	-
	-	-	-	-	-	-	-	-	-	-	-	-	-	-	-
	-	-	-	-	-	-	-	-	-	-	-	-	-	-	-
KNW	449	390	439	384	1,662	320	115	94	88	617	71%	29%	21%	23%	37%



Number of syringe exchange transactions by clients in the Knowsley Local Authority area this year

There were 617 equipment returns were recorded
 A ratio of 1 return to every 2.7 syringe exchange visits

CLIENT REVIEW DATA: BY AGENCY

CLIENTS WITH ASSESSMENT COMPLETED:

The number and percentage of individuals who have any of the assessment data items completed, shown for each of the last four quarters and for the full year (rolling 12 month period).

IMS	Agencies	2017-18 Q2		2017-18 Q3		2017-18 Q4		2018-19 Q1		Full Year (rolling 12 mths)	
		n	%	n	%	n	%	n	%	n	%
KNW10041	Knowsley Integrated Rec Service	249	100%	202	100%	224	100%	255	100%	800	100%
KNW30051	Kirkby SES, Knowsley - CGL	42	95%	40	100%	34	97%	25	96%	98	96%
KNW30052	Huyton SES, Knowsley - CGL	40	100%	43	100%	87	100%	100	100%	213	100%
KNW53302	Boots Cables Retail Park	***	20%	13	93%	7	100%	11	100%	19	61%
KNW53303	Boots - The Halewood centre	***	3%	0	-	11	100%	***	100%	11	24%
KNW53308	J. H. Davey's Chemist	0	-	0	-	0	-	0	-	0	-
KNW53315	Newtown Pharmacy, Kirkby	16	30%	51	88%	36	100%	27	100%	91	68%
KNW53323	Rowlands (Prev GF O'Brien) Kirkby	22	45%	33	92%	43	98%	31	100%	84	74%
KNW53327	A.E. Sedem (Woolfall Pharmacy)	0	-	***	100%	***	100%	***	100%	***	57%
KNW53328	Sedem Pharmacy, Huyton	0	-	0	-	0	-	0	-	0	-
KNW53329	Stockbridge Pharmacy	0	-	***	100%	***	100%	0	-	***	75%
KNW53334	Tops Pharmacy, Kirkby	5	36%	7	100%	19	100%	21	100%	33	79%
KNW54001	Kingsway Pharmacy - Huyton	***	100%	6	100%	12	100%	22	92%	34	94%
KNW54002	J. H. Davey's Chemist (Dinas Lane)	0	-	0	-	***	100%	***	100%	***	100%
		-	-	-	-	-	-	-	-	-	-
		-	-	-	-	-	-	-	-	-	-
		-	-	-	-	-	-	-	-	-	-
		-	-	-	-	-	-	-	-	-	-
		-	-	-	-	-	-	-	-	-	-
		-	-	-	-	-	-	-	-	-	-
		-	-	-	-	-	-	-	-	-	-
		-	-	-	-	-	-	-	-	-	-
		-	-	-	-	-	-	-	-	-	-
		-	-	-	-	-	-	-	-	-	-
		-	-	-	-	-	-	-	-	-	-
		-	-	-	-	-	-	-	-	-	-
		-	-	-	-	-	-	-	-	-	-
		-	-	-	-	-	-	-	-	-	-
		-	-	-	-	-	-	-	-	-	-
		-	-	-	-	-	-	-	-	-	-
		-	-	-	-	-	-	-	-	-	-
		-	-	-	-	-	-	-	-	-	-
		-	-	-	-	-	-	-	-	-	-
		-	-	-	-	-	-	-	-	-	-
		-	-	-	-	-	-	-	-	-	-
		-	-	-	-	-	-	-	-	-	-
		-	-	-	-	-	-	-	-	-	-
		-	-	-	-	-	-	-	-	-	-
		-	-	-	-	-	-	-	-	-	-
		-	-	-	-	-	-	-	-	-	-
		-	-	-	-	-	-	-	-	-	-
		-	-	-	-	-	-	-	-	-	-
		-	-	-	-	-	-	-	-	-	-
KNW	Knowsley Local Authority	367	75%	385	98%	444	100%	488	99%	1,308	91%

CLIENT REVIEW DATA: BY AGENCY

CLIENTS WITH ASSESSMENT COMPLETED: (FULL YEAR)

The number and percentage of individuals who have the stated assessment data item completed, shown for the full year (rolling 12 month period).

IMS	Agencies	Main Substance		Accommodation Status		Employment Status		Parental Status		Disability		Postcode	
		n	%	n	%	n	%	n	%	n	%	n	%
KNW10041	Knowsley Integrated Rec Service	800	100%	723	90%	673	84%	799	100%	242	30%	778	97%
KNW30051	Kirkby SES, Knowsley - CGL	97	95%	80	78%	67	66%	70	69%	59	58%	64	63%
KNW30052	Huyton SES, Knowsley - CGL	213	100%	157	74%	154	72%	126	59%	133	62%	190	89%
KNW53302	Boots Cables Retail Park	12	39%	***	6%	-	-	-	-	-	-	17	55%
KNW53303	Boots - The Halewood centre	7	16%	-	-	-	-	-	-	-	-	11	24%
KNW53308	J. H. Davey's Chemist	-	-	-	-	-	-	-	-	-	-	-	-
KNW53315	Newtown Pharmacy, Kirkby	***	1%	***	1%	-	-	-	-	-	-	90	67%
KNW53323	Rowlands (Prev GF O'Brien) Kirkby	71	62%	-	-	-	-	-	-	-	-	84	74%
KNW53327	A.E. Sedem (Woolfall Pharmacy)	***	29%	-	-	-	-	-	-	-	-	***	57%
KNW53328	Sedem Pharmacy, Huyton	-	-	-	-	-	-	-	-	-	-	-	-
KNW53329	Stockbridge Pharmacy	***	75%	-	-	-	-	-	-	-	-	***	75%
KNW53334	Tops Pharmacy, Kirkby	12	29%	***	5%	-	-	-	-	-	-	31	74%
KNW54001	Kingsway Pharmacy - Huyton	27	75%	***	3%	-	-	-	-	-	-	33	92%
KNW54002	J. H. Davey's Chemist (Dinas Lane)	***	100%	-	-	-	-	-	-	-	-	***	100%
-	-	-	-	-	-	-	-	-	-	-	-	-	-
-	-	-	-	-	-	-	-	-	-	-	-	-	-
-	-	-	-	-	-	-	-	-	-	-	-	-	-
-	-	-	-	-	-	-	-	-	-	-	-	-	-
-	-	-	-	-	-	-	-	-	-	-	-	-	-
-	-	-	-	-	-	-	-	-	-	-	-	-	-
-	-	-	-	-	-	-	-	-	-	-	-	-	-
-	-	-	-	-	-	-	-	-	-	-	-	-	-
-	-	-	-	-	-	-	-	-	-	-	-	-	-
-	-	-	-	-	-	-	-	-	-	-	-	-	-
-	-	-	-	-	-	-	-	-	-	-	-	-	-
-	-	-	-	-	-	-	-	-	-	-	-	-	-
-	-	-	-	-	-	-	-	-	-	-	-	-	-
-	-	-	-	-	-	-	-	-	-	-	-	-	-
-	-	-	-	-	-	-	-	-	-	-	-	-	-
-	-	-	-	-	-	-	-	-	-	-	-	-	-
-	-	-	-	-	-	-	-	-	-	-	-	-	-
-	-	-	-	-	-	-	-	-	-	-	-	-	-
-	-	-	-	-	-	-	-	-	-	-	-	-	-
KNW	Knowsley Local Authority	1,196	83%	933	65%	867	61%	967	67%	430	30%	1,239	86%

CLIENT REVIEW DATA: BY AGENCY

CLIENTS WITH ASSESSMENT COMPLETED: (LAST QUARTER)

The number and percentage of individuals seen in the last quarter (2018-19 Q1) who have the stated assessment data item completed.

IMS	Agencies	Main Substance		Accommodation Status		Employment Status		Parental Status		Disability		Postcode	
		n	%	n	%	n	%	n	%	n	%	n	%
KNW10041	Knowsley Integrated Rec Service	255	100%	255	100%	245	96%	255	100%	242	95%	250	98%
KNW30051	Kirkby SES, Knowsley - CGL	24	92%	21	81%	15	58%	18	69%	15	58%	16	62%
KNW30052	Huyton SES, Knowsley - CGL	100	100%	76	76%	76	76%	62	62%	62	62%	91	91%
KNW53302	Boots Cables Retail Park	7	64%	-	-	-	-	-	-	-	-	11	100%
KNW53303	Boots - The Halewood centre	***	75%	-	-	-	-	-	-	-	-	***	100%
KNW53308	J. H. Davey's Chemist	-	-	-	-	-	-	-	-	-	-	-	-
KNW53315	Newtown Pharmacy, Kirkby	***	4%	-	-	-	-	-	-	-	-	27	100%
KNW53323	Rowlands (Prev GF O'Brien) Kirkby	24	77%	-	-	-	-	-	-	-	-	31	100%
KNW53327	A.E. Sedem (Woolfall Pharmacy)	***	33%	-	-	-	-	-	-	-	-	***	100%
KNW53328	Sedem Pharmacy, Huyton	-	-	-	-	-	-	-	-	-	-	-	-
KNW53329	Stockbridge Pharmacy	-	-	-	-	-	-	-	-	-	-	-	-
KNW53334	Tops Pharmacy, Kirkby	11	52%	-	-	-	-	-	-	-	-	21	100%
KNW54001	Kingsway Pharmacy - Huyton	15	63%	-	-	-	-	-	-	-	-	22	92%
KNW54002	J. H. Davey's Chemist (Dinas Lane)	***	100%	-	-	-	-	-	-	-	-	***	100%
		-	-	-	-	-	-	-	-	-	-	-	-
		-	-	-	-	-	-	-	-	-	-	-	-
		-	-	-	-	-	-	-	-	-	-	-	-
		-	-	-	-	-	-	-	-	-	-	-	-
		-	-	-	-	-	-	-	-	-	-	-	-
		-	-	-	-	-	-	-	-	-	-	-	-
		-	-	-	-	-	-	-	-	-	-	-	-
		-	-	-	-	-	-	-	-	-	-	-	-
		-	-	-	-	-	-	-	-	-	-	-	-
		-	-	-	-	-	-	-	-	-	-	-	-
		-	-	-	-	-	-	-	-	-	-	-	-
		-	-	-	-	-	-	-	-	-	-	-	-
		-	-	-	-	-	-	-	-	-	-	-	-
		-	-	-	-	-	-	-	-	-	-	-	-
		-	-	-	-	-	-	-	-	-	-	-	-
		-	-	-	-	-	-	-	-	-	-	-	-
		-	-	-	-	-	-	-	-	-	-	-	-
		-	-	-	-	-	-	-	-	-	-	-	-
		-	-	-	-	-	-	-	-	-	-	-	-
		-	-	-	-	-	-	-	-	-	-	-	-
		-	-	-	-	-	-	-	-	-	-	-	-
		-	-	-	-	-	-	-	-	-	-	-	-
		-	-	-	-	-	-	-	-	-	-	-	-
		-	-	-	-	-	-	-	-	-	-	-	-
		-	-	-	-	-	-	-	-	-	-	-	-
		-	-	-	-	-	-	-	-	-	-	-	-
		-	-	-	-	-	-	-	-	-	-	-	-
		-	-	-	-	-	-	-	-	-	-	-	-
		-	-	-	-	-	-	-	-	-	-	-	-
		-	-	-	-	-	-	-	-	-	-	-	-
		-	-	-	-	-	-	-	-	-	-	-	-
		-	-	-	-	-	-	-	-	-	-	-	-
		-	-	-	-	-	-	-	-	-	-	-	-
KNW	Knowsley Local Authority	437	89%	350	71%	334	68%	333	68%	317	64%	465	95%

Clients seen: a count of unique clients who have any one of the following activities recorded within the stated period – brief intervention, onward referral, wellbeing review, syringe exchange transaction, syringe return transaction.

Activity summary: a count of each activity recorded quarterly and for the last year (12 months).

Clients with assessment: the number and percentage of clients seen within the stated period who have ever had an assessment completed.

Assessment data items: the number and percentage of clients seen within the stated period who have ever had the specified data item recorded, this excludes any 'Not Known' responses.

Client and Activity Counts: Red less than ½ quarterly average, Green greater than 1½ times the quarterly average for the agency.

Returns rate: Red below 20% Green over 70%

Data items: Red below 40% Amber between 40 – 70% Green over 70%

The figures shown for Year /12 months are for the last 4 quarters, rather than the current year to date, this is to allow comparison of yearly figures between different reporting periods.

Report prepared by the PHI Monitoring Team,
Public Health Institute, Liverpool John Moores University,
Henry Cotton Building, 15-21 Webster Street, Liverpool,
L3 2ET. Tel: (0151) 231 4314.
<http://ims.ljmu.ac.uk/info>
www.twitter.com/phi_ims

