


This activity & data quality report is designed to accompany the quarterly IMS monitoring report. The information in this report is shown for each service and as a total for the local authority area. The sections of this report show both the consistency in the number of clients and volume of activity that is entered into IMS each quarter, and the number and data quality of assessments that are completed for the clients that are seen.

If you have any questions about your data, need help or more information please do contact us <https://ims.ljmu.ac.uk/contact>

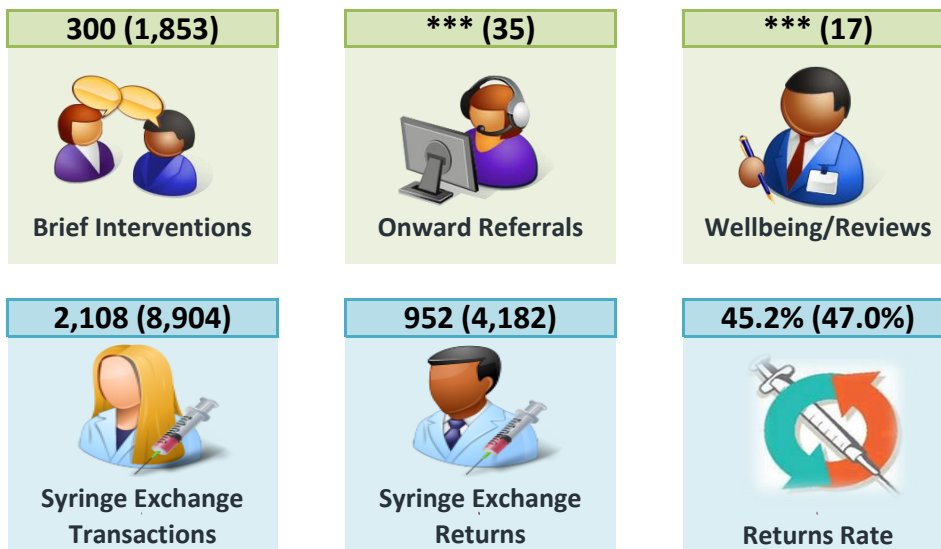
Contents		Clients with assessment	p.5
Count of individuals	p.2	Assessment data items	p.6
Count of activity recorded	p.3	Data notes & methodology	p.8

TOTAL CLIENTS SEEN: WIRRAL



* Summary figures where shown in brackets are for a full year / 12 month period


ACTIVITY RECORDED: WIRRAL



In the most recent quarter 300 brief interventions were delivered to 818 clients in the Wirral local authority area. This equates to an average of 0.37 interventions per person.

There were 952 equipment returns recorded during 2017-18 Q4 a ratio of 1 return to every 2.2 syringe exchange visits, (or 45.2% of visits).

ASSESSMENT DATA ITEMS: IMS DATA QUALITY REPORT

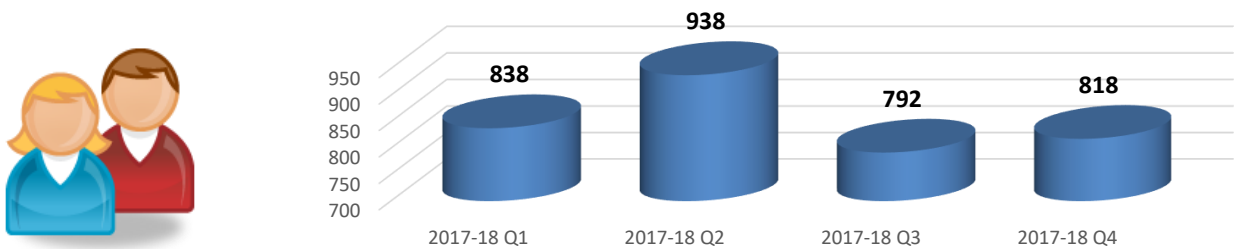


CLIENTS SUMMARY: BY AGENCY

NUMBER OF INDIVIDUALS RECORDED QUARTERLY:

The number of individuals reported by each agency quarterly, and the total number of individuals seen over the last four quarters (rolling 12 months). The local authority figures are the total unique individuals.

IMS	Agencies	2017-18 Q1	2017-18 Q2	2017-18 Q3	2017-18 Q4	Full Year (rolling 12 mths)
WIR10019	Response, Wirral	23	21	33	13	75
WIR10086	Wirral Military Community Services	***	114	44	26	176
WIR10059	Wirral Integrated Recovery Service	9	18	8	***	37
WIR30057	Birkenhead SES, Wirral - CGL	442	436	361	394	1,017
WIR30058	Moreton SES, Wirral - CGL	39	52	37	53	106
WIR30067	Wallasey SES, Wirral - CGL	39	42	53	55	142
WIR50076	Rowlands (Branch: 1368) - Market St	35	51	22	42	97
WIR50077	Lee's Pharmacy - Wood Church	8	5	7	10	17
WIR50079	Rowlands (Branch: 1284) - Moreton	9	6	9	9	19
WIR50080	Old Chester Pharmacy, Rockferry	28	29	34	29	63
WIR50087	Wilsons Chemist, West Kirby	***	0	0	0	***
WIR50088	Boots (Branch: 5169 - Rockferry)	28	33	24	18	65
WIR50090	Victoria Pharmacy, New Brighton	21	14	13	12	33
WIR50097	Egremont Pharmacy, Wallasey	22	9	5	***	27
WIR50105	Lloyds - (Branch: 6705) Arrowe Park	10	12	11	9	22
WIR50106	Boots (Branch: 5989 - Bidston)	25	15	8	11	32
WIR50108	Wyn Ellis and Son, Poulton Rd, Wallasey	20	15	26	14	34
WIR50135	Cloughton Pharmacy, Park Rd Nth, Birken	27	24	31	37	69
WIR50153	MedicX Pharmacy, St Caths, Tranmere	148	136	133	138	323
		-	-	-	-	-
		-	-	-	-	-
		-	-	-	-	-
		-	-	-	-	-
		-	-	-	-	-
		-	-	-	-	-
		-	-	-	-	-
		-	-	-	-	-
		-	-	-	-	-
		-	-	-	-	-
		-	-	-	-	-
		-	-	-	-	-
WIR	Wirral Local Authority	838	938	792	818	2,089



Number of individuals recorded by services in the Wirral Local Authority area during the last four quarterly periods.

ACTIVITY SUMMARY: BY AGENCY

Total activity by type delivered by each agency quarterly and as a total for the full year (rolling 12 month period).

IMS	Brief Interventions					Onward Referrals					Wellbeing/Reviews				
	2017-18 Q1	2017-18 Q2	2017-18 Q3	2017-18 Q4	Year (12 mths)	2017-18 Q1	2017-18 Q2	2017-18 Q3	2017-18 Q4	Year (12 mths)	2017-18 Q1	2017-18 Q2	2017-18 Q3	2017-18 Q4	Year (12 mths)
WIR10019	51	39	96	13	199	0	0	0	0	0	0	0	0	0	0
WIR10086	7	143	46	42	238	0	12	15	***	28	0	***	0	0	***
WIR10059	10	18	8	***	39	0	0	0	0	0	***	6	***	***	16
WIR30057	447	289	223	186	1,145	***	***	***	0	7	0	0	0	0	0
WIR30058	10	29	17	43	99	0	0	0	0	0	0	0	0	0	0
WIR30067	27	36	57	13	133	0	0	0	0	0	0	0	0	0	0
WIR50076	0	0	0	0	0	0	0	0	0	0	0	0	0	0	0
WIR50077	0	0	0	0	0	0	0	0	0	0	0	0	0	0	0
WIR50079	0	0	0	0	0	0	0	0	0	0	0	0	0	0	0
WIR50080	0	0	0	0	0	0	0	0	0	0	0	0	0	0	0
WIR50087	0	0	0	0	0	0	0	0	0	0	0	0	0	0	0
WIR50088	0	0	0	0	0	0	0	0	0	0	0	0	0	0	0
WIR50090	0	0	0	0	0	0	0	0	0	0	0	0	0	0	0
WIR50097	0	0	0	0	0	0	0	0	0	0	0	0	0	0	0
WIR50105	0	0	0	0	0	0	0	0	0	0	0	0	0	0	0
WIR50106	0	0	0	0	0	0	0	0	0	0	0	0	0	0	0
WIR50108	0	0	0	0	0	0	0	0	0	0	0	0	0	0	0
WIR50135	0	0	0	0	0	0	0	0	0	0	0	0	0	0	0
WIR50153	0	0	0	0	0	0	0	0	0	0	0	0	0	0	0
-	-	-	-	-	-	-	-	-	-	-	-	-	-	-	-
-	-	-	-	-	-	-	-	-	-	-	-	-	-	-	-
-	-	-	-	-	-	-	-	-	-	-	-	-	-	-	-
-	-	-	-	-	-	-	-	-	-	-	-	-	-	-	-
-	-	-	-	-	-	-	-	-	-	-	-	-	-	-	-
-	-	-	-	-	-	-	-	-	-	-	-	-	-	-	-
-	-	-	-	-	-	-	-	-	-	-	-	-	-	-	-
-	-	-	-	-	-	-	-	-	-	-	-	-	-	-	-
-	-	-	-	-	-	-	-	-	-	-	-	-	-	-	-
-	-	-	-	-	-	-	-	-	-	-	-	-	-	-	-
-	-	-	-	-	-	-	-	-	-	-	-	-	-	-	-
-	-	-	-	-	-	-	-	-	-	-	-	-	-	-	-
-	-	-	-	-	-	-	-	-	-	-	-	-	-	-	-
-	-	-	-	-	-	-	-	-	-	-	-	-	-	-	-
-	-	-	-	-	-	-	-	-	-	-	-	-	-	-	-
-	-	-	-	-	-	-	-	-	-	-	-	-	-	-	-
WIR	552	554	447	300	1,853	***	14	18	***	35	***	7	***	***	17



1,853


Number of brief interventions delivered to clients in the Wirral Local Authority area this year

That equates to an average of 0.89 interventions per person

ACTIVITY SUMMARY: BY AGENCY

Total activity by type delivered by each agency quarterly and as a total for the current year to date.

IMS	Syringe Exchange Transactions					Syringe Exchange Returns					Returns Rate				
	2017-18 Q1	2017-18 Q2	2017-18 Q3	2017-18 Q4	Year (12 mths)	2017-18 Q1	2017-18 Q2	2017-18 Q3	2017-18 Q4	Year (12 mths)	2017-18 Q1	2017-18 Q2	2017-18 Q3	2017-18 Q4	Year (12 mths)
WIR10019	0	0	0	0	0	0	0	0	0	0	-	-	-	-	-
WIR10086	0	0	0	0	0	0	0	0	0	0	-	-	-	-	-
WIR10059	0	0	0	0	0	0	0	0	0	0	-	-	-	-	-
WIR30057	740	751	623	671	2,785	228	192	167	199	786	31%	26%	27%	30%	28%
WIR30058	64	72	49	65	250	30	14	14	22	80	47%	19%	29%	34%	32%
WIR30067	53	59	77	76	265	22	21	23	16	82	42%	36%	30%	21%	31%
WIR50076	135	197	66	152	550	66	79	25	67	237	49%	40%	38%	44%	43%
WIR50077	32	24	32	43	131	***	***	***	***	12	9%	13%	9%	7%	9%
WIR50079	11	10	16	13	50	***	8	11	11	34	36%	80%	69%	85%	68%
WIR50080	197	245	242	232	916	65	70	65	78	278	33%	29%	27%	34%	30%
WIR50087	8	0	0	0	8	***	0	0	0	***	50%	-	-	-	50%
WIR50088	44	53	33	32	162	29	33	20	24	106	66%	62%	61%	75%	65%
WIR50090	94	83	74	71	322	49	38	37	24	148	52%	46%	50%	34%	46%
WIR50097	53	11	6	***	71	10	***	5	***	18	19%	18%	83%	100%	25%
WIR50105	40	66	66	48	220	28	40	50	36	154	70%	61%	76%	75%	70%
WIR50106	62	18	29	34	143	37	11	18	25	91	60%	61%	62%	74%	64%
WIR50108	158	149	104	92	503	143	139	87	90	459	91%	93%	84%	98%	91%
WIR50135	111	127	121	130	489	97	115	108	106	426	87%	91%	89%	82%	87%
WIR50153	571	511	509	448	2,039	358	328	331	250	1,267	63%	64%	65%	56%	62%
-	-	-	-	-	-	-	-	-	-	-	-	-	-	-	-
-	-	-	-	-	-	-	-	-	-	-	-	-	-	-	-
-	-	-	-	-	-	-	-	-	-	-	-	-	-	-	-
-	-	-	-	-	-	-	-	-	-	-	-	-	-	-	-
-	-	-	-	-	-	-	-	-	-	-	-	-	-	-	-
-	-	-	-	-	-	-	-	-	-	-	-	-	-	-	-
-	-	-	-	-	-	-	-	-	-	-	-	-	-	-	-
-	-	-	-	-	-	-	-	-	-	-	-	-	-	-	-
-	-	-	-	-	-	-	-	-	-	-	-	-	-	-	-
-	-	-	-	-	-	-	-	-	-	-	-	-	-	-	-
-	-	-	-	-	-	-	-	-	-	-	-	-	-	-	-
-	-	-	-	-	-	-	-	-	-	-	-	-	-	-	-
WIR	2,373	2,376	2,047	2,108	8,904	1,173	1,093	964	952	4,182	49%	46%	47%	45%	47%



8,904

Number of syringe exchange transactions by clients in the Wirral Local Authority area this year

**There were 4,182 equipment returns were recorded
A ratio of 1 return to every 2.1 syringe exchange visits**

CLIENT REVIEW DATA: BY AGENCY

CLIENTS WITH ASSESSMENT COMPLETED:

The number and percentage of individuals who have any of the assessment data items completed, shown for each of the last four quarters and for the full year (rolling 12 month period).

IMS	Agencies	2017-18 Q1		2017-18 Q2		2017-18 Q3		2017-18 Q4		Full Year (rolling 12 mths)	
		n	%	n	%	n	%	n	%	n	%
WIR10019	Response, Wirral	23	100%	21	100%	26	79%	***	31%	59	79%
WIR10086	Wirral Military Community Services	0	-	0	-	0	-	0	-	0	-
WIR10059	Wirral Integrated Recovery Service	9	100%	18	100%	8	100%	***	100%	37	100%
WIR30057	Birkenhead SES, Wirral - CGL	421	95%	394	90%	326	90%	343	87%	889	87%
WIR30058	Moreton SES, Wirral - CGL	36	92%	44	85%	37	100%	51	96%	94	89%
WIR30067	Wallasey SES, Wirral - CGL	39	100%	42	100%	51	96%	55	100%	140	99%
WIR50076	Rowlands (Branch: 1368) - Market St	35	100%	51	100%	22	100%	42	100%	97	100%
WIR50077	Lee's Pharmacy - Wood Church	8	100%	5	100%	7	100%	10	100%	17	100%
WIR50079	Rowlands (Branch: 1284) - Moreton	9	100%	6	100%	9	100%	9	100%	19	100%
WIR50080	Old Chester Pharmacy, Rockferry	28	100%	29	100%	34	100%	29	100%	63	100%
WIR50087	Wilson's Chemist, West Kirby	***	100%	0	-	0	-	0	-	***	100%
WIR50088	Boots (Branch: 5169 - Rockferry)	28	100%	33	100%	24	100%	18	100%	65	100%
WIR50090	Victoria Pharmacy, New Brighton	21	100%	14	100%	13	100%	12	100%	33	100%
WIR50097	Egremont Pharmacy, Wallasey	22	100%	9	100%	5	100%	***	100%	27	100%
WIR50105	Lloyds - (Branch: 6705) Arrowe Park	10	100%	12	100%	11	100%	9	100%	22	100%
WIR50106	Boots (Branch: 5989 - Bidston)	25	100%	15	100%	8	100%	11	100%	32	100%
WIR50108	Wyn Ellis and Son, Poulton Rd, Wallasey	20	100%	15	100%	26	100%	14	100%	34	100%
WIR50135	Cloughton Pharmacy, Park Rd Nth, Birken	27	100%	24	100%	31	100%	37	100%	69	100%
WIR50153	MedicX Pharmacy, St Caths, Tranmere	148	100%	136	100%	133	100%	138	100%	323	100%
		-	-	-	-	-	-	-	-	-	-
		-	-	-	-	-	-	-	-	-	-
		-	-	-	-	-	-	-	-	-	-
		-	-	-	-	-	-	-	-	-	-
		-	-	-	-	-	-	-	-	-	-
		-	-	-	-	-	-	-	-	-	-
		-	-	-	-	-	-	-	-	-	-
		-	-	-	-	-	-	-	-	-	-
		-	-	-	-	-	-	-	-	-	-
		-	-	-	-	-	-	-	-	-	-
		-	-	-	-	-	-	-	-	-	-
		-	-	-	-	-	-	-	-	-	-
		-	-	-	-	-	-	-	-	-	-
		-	-	-	-	-	-	-	-	-	-
		-	-	-	-	-	-	-	-	-	-
WIR	Wirral Local Authority	813	97%	779	83%	705	89%	732	89%	1,768	85%

CLIENT REVIEW DATA: BY AGENCY

CLIENTS WITH ASSESSMENT COMPLETED: (FULL YEAR)

The number and percentage of individuals who have the stated assessment data item completed, shown for the full year (rolling 12 month period).

IMS	Agencies	Main Substance		Accommodation Status		Employment Status		Parental Status		Disability		Postcode	
		n	%	n	%	n	%	n	%	n	%	n	%
WIR10019	Response, Wirral	59	79%	58	77%	57	76%	58	77%	39	52%	40	53%
WIR10086	Wirral Military Community Services	-	-	-	-	-	-	-	-	-	-	-	-
WIR10059	Wirral Integrated Recovery Service	37	100%	37	100%	35	95%	37	100%	-	-	34	92%
WIR30057	Birkenhead SES, Wirral - CGL	887	87%	685	67%	593	58%	533	52%	577	57%	744	73%
WIR30058	Moreton SES, Wirral - CGL	94	89%	57	54%	38	36%	30	28%	30	28%	64	60%
WIR30067	Wallasey SES, Wirral - CGL	140	99%	94	66%	90	63%	80	56%	70	49%	124	87%
WIR50076	Rowlands (Branch: 1368) - Market St	88	91%	-	-	-	-	-	-	-	-	97	100%
WIR50077	Lee's Pharmacy - Wood Church	16	94%	-	-	-	-	-	-	-	-	17	100%
WIR50079	Rowlands (Branch: 1284) - Moreton	***	11%	-	-	-	-	-	-	-	-	19	100%
WIR50080	Old Chester Pharmacy, Rockferry	63	100%	-	-	-	-	-	-	-	-	63	100%
WIR50087	Wilsons Chemist, West Kirby	***	100%	-	-	-	-	-	-	-	-	***	100%
WIR50088	Boots (Branch: 5169 - Rockferry)	21	32%	-	-	-	-	-	-	-	-	65	100%
WIR50090	Victoria Pharmacy, New Brighton	16	48%	-	-	-	-	-	-	-	-	33	100%
WIR50097	Egremont Pharmacy, Wallasey	24	89%	-	-	-	-	-	-	-	-	27	100%
WIR50105	Lloyds - (Branch: 6705) Arrowe Park	18	82%	-	-	-	-	-	-	-	-	22	100%
WIR50106	Boots (Branch: 5989 - Bidston)	11	34%	-	-	-	-	-	-	-	-	32	100%
WIR50108	Wyn Ellis and Son, Poulton Rd, Wallasey	16	47%	-	-	-	-	-	-	-	-	34	100%
WIR50135	Cloughton Pharmacy, Park Rd Nth, Birken	53	77%	-	-	-	-	-	-	-	-	69	100%
WIR50153	MedicX Pharmacy, St Caths, Tranmere	193	60%	-	-	-	-	-	-	-	-	323	100%
		-	-	-	-	-	-	-	-	-	-	-	-
		-	-	-	-	-	-	-	-	-	-	-	-
		-	-	-	-	-	-	-	-	-	-	-	-
		-	-	-	-	-	-	-	-	-	-	-	-
		-	-	-	-	-	-	-	-	-	-	-	-
		-	-	-	-	-	-	-	-	-	-	-	-
		-	-	-	-	-	-	-	-	-	-	-	-
		-	-	-	-	-	-	-	-	-	-	-	-
		-	-	-	-	-	-	-	-	-	-	-	-
		-	-	-	-	-	-	-	-	-	-	-	-
		-	-	-	-	-	-	-	-	-	-	-	-
		-	-	-	-	-	-	-	-	-	-	-	-
		-	-	-	-	-	-	-	-	-	-	-	-
		-	-	-	-	-	-	-	-	-	-	-	-
		-	-	-	-	-	-	-	-	-	-	-	-
		-	-	-	-	-	-	-	-	-	-	-	-
		-	-	-	-	-	-	-	-	-	-	-	-
		-	-	-	-	-	-	-	-	-	-	-	-
WIR	Wirral Local Authority	1,566	75%	918	44%	803	38%	729	35%	706	34%	1,599	77%

CLIENT REVIEW DATA: BY AGENCY

CLIENTS WITH ASSESSMENT COMPLETED: (LAST QUARTER)

The number and percentage of individuals seen in the last quarter (2017-18 Q4) who have the stated assessment data item completed.

IMS	Agencies	Main Substance		Accommodation Status		Employment Status		Parental Status		Disability		Postcode	
		n	%	n	%	n	%	n	%	n	%	n	%
WIR10019	Response, Wirral	***	31%	***	23%	***	31%	***	31%	***	15%	***	31%
WIR10086	Wirral Military Community Services	-	-	-	-	-	-	-	-	-	-	-	-
WIR10059	Wirral Integrated Recovery Service	***	100%	***	100%	***	67%	***	100%	-	-	***	100%
WIR30057	Birkenhead SES, Wirral - CGL	343	87%	279	71%	247	63%	225	57%	239	61%	293	74%
WIR30058	Moreton SES, Wirral - CGL	51	96%	31	58%	22	42%	17	32%	19	36%	36	68%
WIR30067	Wallasey SES, Wirral - CGL	55	100%	32	58%	29	53%	26	47%	23	42%	51	93%
WIR50076	Rowlands (Branch: 1368) - Market St	40	95%	-	-	-	-	-	-	-	-	42	100%
WIR50077	Lee's Pharmacy - Wood Church	10	100%	-	-	-	-	-	-	-	-	10	100%
WIR50079	Rowlands (Branch: 1284) - Moreton	***	11%	-	-	-	-	-	-	-	-	9	100%
WIR50080	Old Chester Pharmacy, Rockferry	29	100%	-	-	-	-	-	-	-	-	29	100%
WIR50087	Wilson's Chemist, West Kirby	-	-	-	-	-	-	-	-	-	-	-	-
WIR50088	Boots (Branch: 5169 - Rockferry)	10	56%	-	-	-	-	-	-	-	-	18	100%
WIR50090	Victoria Pharmacy, New Brighton	6	50%	-	-	-	-	-	-	-	-	12	100%
WIR50097	Egremont Pharmacy, Wallasey	***	100%	-	-	-	-	-	-	-	-	***	100%
WIR50105	Lloyds - (Branch: 6705) Arrowe Park	7	78%	-	-	-	-	-	-	-	-	9	100%
WIR50106	Boots (Branch: 5989 - Bidston)	6	55%	-	-	-	-	-	-	-	-	11	100%
WIR50108	Wyn Ellis and Son, Poulton Rd, Wallasey	7	50%	-	-	-	-	-	-	-	-	14	100%
WIR50135	Cloughton Pharmacy, Park Rd Nth, Birken	34	92%	-	-	-	-	-	-	-	-	37	100%
WIR50153	MedicX Pharmacy, St Caths, Tranmere	80	58%	-	-	-	-	-	-	-	-	138	100%
		-	-	-	-	-	-	-	-	-	-	-	-
		-	-	-	-	-	-	-	-	-	-	-	-
		-	-	-	-	-	-	-	-	-	-	-	-
		-	-	-	-	-	-	-	-	-	-	-	-
		-	-	-	-	-	-	-	-	-	-	-	-
		-	-	-	-	-	-	-	-	-	-	-	-
		-	-	-	-	-	-	-	-	-	-	-	-
		-	-	-	-	-	-	-	-	-	-	-	-
		-	-	-	-	-	-	-	-	-	-	-	-
		-	-	-	-	-	-	-	-	-	-	-	-
		-	-	-	-	-	-	-	-	-	-	-	-
		-	-	-	-	-	-	-	-	-	-	-	-
		-	-	-	-	-	-	-	-	-	-	-	-
		-	-	-	-	-	-	-	-	-	-	-	-
		-	-	-	-	-	-	-	-	-	-	-	-
		-	-	-	-	-	-	-	-	-	-	-	-
		-	-	-	-	-	-	-	-	-	-	-	-
WIR	Wirral Local Authority	648	79%	347	42%	303	37%	274	33%	281	34%	670	82%

Clients seen: a count of unique clients who have any one of the following activities recorded within the stated period – brief intervention, onward referral, wellbeing review, syringe exchange transaction, syringe return transaction.

Activity summary: a count of each activity recorded quarterly and for the last year (12 months).

Clients with assessment: the number and percentage of clients seen within the stated period who have ever had an assessment completed.

Assessment data items: the number and percentage of clients seen within the stated period who have ever had the specified data item recorded, this excludes any 'Not Known' responses.

Client and Activity Counts: Red less than ½ quarterly average, Green greater than 1½ times the quarterly average for the agency.

Returns rate: Red below 20% Green over 70%

Data items: Red below 40% Amber between 40 – 70% Green over 70%

The figures shown for Year /12 months are for the last 4 quarters, rather than the current year to date, this is to allow comparison of yearly figures between different reporting periods.

Report prepared by the PHI Monitoring Team,
Public Health Institute, Liverpool John Moores University,
Henry Cotton Building, 15-21 Webster Street, Liverpool,
L3 2ET. Tel: (0151) 231 4314.
<http://ims.ljmu.ac.uk/info>
www.twitter.com/phi_ims

