

INTRODUCTION:


Issue: 3 Updated: 31/07/2018

This activity & data quality report is designed to accompany the quarterly IMS monitoring report. The information in this report is shown for each service and as a total for the local authority area. The sections of this report show both the consistency in the number of clients and volume of activity that is entered into IMS each quarter, and the number and data quality of assessments that are completed for the clients that are seen.

If you have any questions about your data, need help or more information please do contact us <https://ims.ljmu.ac.uk/contact>

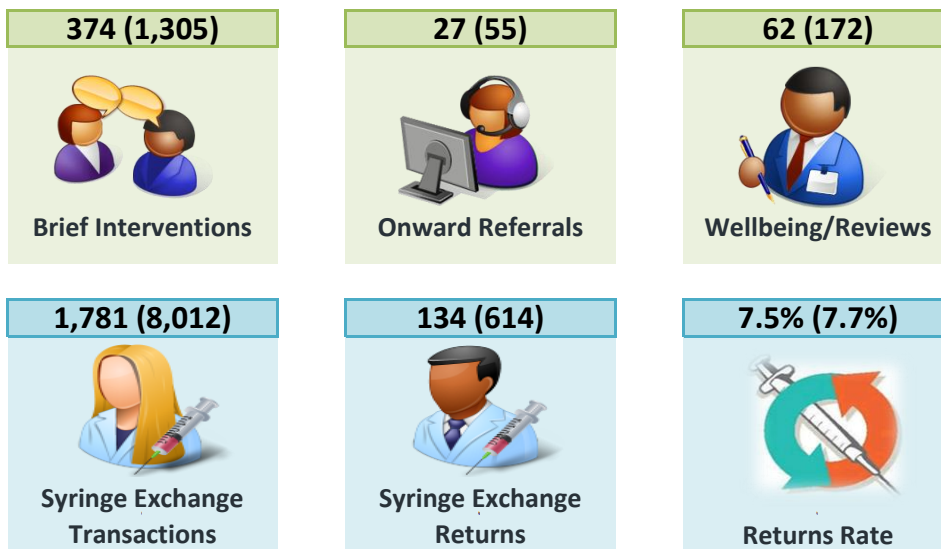
Contents			
Count of individuals	p.2	Clients with assessment	p.5
Count of activity recorded	p.3	Assessment data items	p.6
		Data notes & methodology	p.8

TOTAL CLIENTS SEEN: SEFTON



* Summary figures where shown in brackets are for a full year / 12 month period


ACTIVITY RECORDED: SEFTON



In the most recent quarter 374 brief interventions were delivered to 662 clients in the Sefton local authority area. This equates to an average of 0.56 interventions per person.

There were 134 equipment returns recorded during 2017-18 Q4 a ratio of 1 return to every 13.3 syringe exchange visits, (or 7.5% of visits).

ASSESSMENT DATA ITEMS: IMS DATA QUALITY REPORT

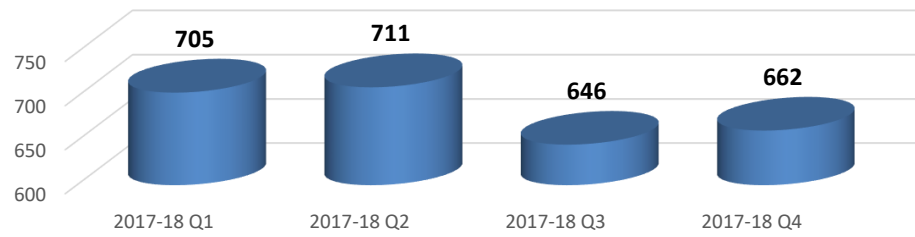


CLIENTS SUMMARY: BY AGENCY

NUMBER OF INDIVIDUALS RECORDED QUARTERLY:

The number of individuals reported by each agency quarterly, and the total number of individuals seen over the last four quarters (rolling 12 months). The local authority figures are the total unique individuals.

IMS	Agencies	2017-18 Q1	2017-18 Q2	2017-18 Q3	2017-18 Q4	Full Year (rolling 12 mths)
SEF10056	Independence Initiative	15	13	15	34	64
SEF10077	Ambition Sefton, Southport - MerseyCare	90	103	96	90	229
SEF10078	Ambition Sefton, Bootle - MerseyCare	27	31	30	30	70
SEF10090	Addaction YP & Families Sefton	0	0	14	0	14
SEF55000	Aintree Pharmacy	22	19	18	17	48
SEF55708	M L Davey Chemist, Litherland	28	33	24	32	52
SEF56448	Bispham Road Pharmacy	33	25	21	24	81
SEF56452	Boots - South Rd, Waterloo	30	29	35	33	77
SEF56453	Boots - Liverpool Rd, Crosby	9	***	***	7	16
SEF56456	Cohens - Marian Square, Netherton	44	30	27	42	92
SEF56460	Haddens Pharmacy - Litherland Rd, Bootle	78	97	70	75	174
SEF56462	Lloyds - Knowsley Rd	23	41	30	0	74
SEF56464	Lloyds - North Park	***	8	***	***	15
SEF56466	Netherton Park Pharmacy	13	12	7	***	24
SEF56499	Higgins Pharmacy - Crosby Road North	29	24	22	25	78
SEF56504	Lloyds - Crosby Rd North	23	12	13	11	53
SEF56507	Rowlands - Upper Aughton Rd	5	0	***	***	9
SEF56520	Superdrug - Eastbank Street, Southport	122	139	112	115	294
SEF56525	Boots - Cambridge Rd, Southport	0	0	0	0	0
SEF56526	Boots - Seaforth	162	147	154	157	424
		-	-	-	-	-
		-	-	-	-	-
		-	-	-	-	-
		-	-	-	-	-
		-	-	-	-	-
		-	-	-	-	-
		-	-	-	-	-
		-	-	-	-	-
		-	-	-	-	-
		-	-	-	-	-
		-	-	-	-	-
		-	-	-	-	-
		-	-	-	-	-
		-	-	-	-	-
		-	-	-	-	-
		-	-	-	-	-
		-	-	-	-	-
		-	-	-	-	-
		-	-	-	-	-
		-	-	-	-	-
SEF	Sefton Local Authority	705	711	646	662	1,726



Number of individuals recorded by services in the Sefton Local Authority area during the last four quarterly periods.

ACTIVITY SUMMARY: BY AGENCY

Total activity by type delivered by each agency quarterly and as a total for the full year (rolling 12 month period).

IMS	Brief Interventions					Onward Referrals					Wellbeing/Reviews				
	2017-18 Q1	2017-18 Q2	2017-18 Q3	2017-18 Q4	Year (12 mths)	2017-18 Q1	2017-18 Q2	2017-18 Q3	2017-18 Q4	Year (12 mths)	2017-18 Q1	2017-18 Q2	2017-18 Q3	2017-18 Q4	Year (12 mths)
SEF10056	13	12	10	21	56	12	***	10	27	53	13	12	10	23	58
SEF10077	33	124	114	73	344	0	0	0	0	0	15	16	***	8	42
SEF10078	74	143	160	179	556	***	0	***	0	***	0	25	16	19	60
SEF10090	0	0	14	0	14	0	0	0	0	0	0	0	0	0	0
SEF55000	12	***	8	10	34	0	0	0	0	0	0	0	0	0	0
SEF55708	6	***	***	6	17	0	0	0	0	0	0	0	0	0	0
SEF56448	0	0	0	0	0	0	0	0	0	0	0	0	0	0	0
SEF56452	5	***	***	7	15	0	0	0	0	0	0	0	0	0	0
SEF56453	0	0	0	0	0	0	0	0	0	0	0	0	0	0	0
SEF56456	5	0	0	***	8	0	0	0	0	0	0	0	0	0	0
SEF56460	50	20	14	38	122	0	0	0	0	0	0	0	0	0	0
SEF56462	0	***	0	0	***	0	0	0	0	0	0	0	0	0	0
SEF56464	***	0	0	***	***	0	0	0	0	0	0	0	0	0	0
SEF56466	0	0	***	0	***	0	0	0	0	0	0	0	0	0	0
SEF56499	0	0	0	0	0	0	0	0	0	0	0	0	0	0	0
SEF56504	10	7	12	5	34	0	0	0	0	0	0	0	0	0	0
SEF56507	***	0	0	***	5	0	0	0	0	0	0	0	0	0	0
SEF56520	48	8	***	27	87	0	0	0	0	0	0	0	0	0	0
SEF56525	0	0	0	0	0	0	0	0	0	0	0	0	0	0	0
SEF56526	***	***	0	***	9	0	0	0	0	0	0	0	0	0	0
	-	-	-	-	-	-	-	-	-	-	-	-	-	-	-
	-	-	-	-	-	-	-	-	-	-	-	-	-	-	-
	-	-	-	-	-	-	-	-	-	-	-	-	-	-	-
	-	-	-	-	-	-	-	-	-	-	-	-	-	-	-
	-	-	-	-	-	-	-	-	-	-	-	-	-	-	-
	-	-	-	-	-	-	-	-	-	-	-	-	-	-	-
	-	-	-	-	-	-	-	-	-	-	-	-	-	-	-
	-	-	-	-	-	-	-	-	-	-	-	-	-	-	-
	-	-	-	-	-	-	-	-	-	-	-	-	-	-	-
	-	-	-	-	-	-	-	-	-	-	-	-	-	-	-
	-	-	-	-	-	-	-	-	-	-	-	-	-	-	-
	-	-	-	-	-	-	-	-	-	-	-	-	-	-	-
	-	-	-	-	-	-	-	-	-	-	-	-	-	-	-
	-	-	-	-	-	-	-	-	-	-	-	-	-	-	-
	-	-	-	-	-	-	-	-	-	-	-	-	-	-	-
SEF	265	327	339	374	1,305	13	***	11	27	55	28	53	29	62	172



1,305


Number of brief interventions delivered to clients in the Sefton Local Authority area this year

That equates to an average of 0.76 interventions per person

ACTIVITY SUMMARY: BY AGENCY

Total activity by type delivered by each agency quarterly and as a total for the current year to date.

IMS	Syringe Exchange Transactions					Syringe Exchange Returns					Returns Rate				
	2017-18 Q1	2017-18 Q2	2017-18 Q3	2017-18 Q4	Year (12 mths)	2017-18 Q1	2017-18 Q2	2017-18 Q3	2017-18 Q4	Year (12 mths)	2017-18 Q1	2017-18 Q2	2017-18 Q3	2017-18 Q4	Year (12 mths)
SEF10056	0	0	0	0	0	0	0	0	0	0	-	-	-	-	-
SEF10077	217	223	265	280	985	30	21	17	12	80	14%	9%	6%	4%	8%
SEF10078	81	64	60	63	268	25	20	15	19	79	31%	31%	25%	30%	29%
SEF10090	0	0	0	0	0	0	0	0	0	0	-	-	-	-	-
SEF55000	49	45	34	26	154	29	31	20	14	94	59%	69%	59%	54%	61%
SEF55708	240	247	206	166	859	39	31	22	26	118	16%	13%	11%	16%	14%
SEF56448	45	33	25	30	133	0	0	0	0	0	0%	0%	0%	0%	0%
SEF56452	92	89	97	106	384	0	***	0	***	***	0%	1%	0%	3%	1%
SEF56453	26	17	17	7	67	6	0	0	0	6	23%	0%	0%	0%	9%
SEF56456	174	167	108	127	576	22	13	13	12	60	13%	8%	12%	9%	10%
SEF56460	184	197	161	184	726	0	***	0	0	***	0%	1%	0%	0%	0%
SEF56462	25	66	37	0	128	***	***	0	0	***	4%	2%	0%	-	2%
SEF56464	***	9	***	***	18	***	8	***	***	13	100%	89%	50%	25%	72%
SEF56466	16	14	7	***	41	0	0	0	0	0	0%	0%	0%	0%	0%
SEF56499	43	36	40	38	157	0	0	0	0	0	0%	0%	0%	0%	0%
SEF56504	25	15	15	11	66	0	0	***	0	***	0%	0%	13%	0%	3%
SEF56507	5	0	***	***	10	0	0	0	0	0	0%	-	0%	0%	0%
SEF56520	622	781	577	452	2,432	***	33	57	46	137	0%	4%	10%	10%	6%
SEF56525	0	0	0	0	0	0	0	0	0	0	-	-	-	-	-
SEF56526	230	247	250	281	1,008	6	9	***	***	18	3%	4%	1%	0%	2%
	-	-	-	-	-	-	-	-	-	-	-	-	-	-	-
	-	-	-	-	-	-	-	-	-	-	-	-	-	-	-
	-	-	-	-	-	-	-	-	-	-	-	-	-	-	-
	-	-	-	-	-	-	-	-	-	-	-	-	-	-	-
	-	-	-	-	-	-	-	-	-	-	-	-	-	-	-
	-	-	-	-	-	-	-	-	-	-	-	-	-	-	-
	-	-	-	-	-	-	-	-	-	-	-	-	-	-	-
	-	-	-	-	-	-	-	-	-	-	-	-	-	-	-
	-	-	-	-	-	-	-	-	-	-	-	-	-	-	-
	-	-	-	-	-	-	-	-	-	-	-	-	-	-	-
	-	-	-	-	-	-	-	-	-	-	-	-	-	-	-
	-	-	-	-	-	-	-	-	-	-	-	-	-	-	-
	-	-	-	-	-	-	-	-	-	-	-	-	-	-	-
	-	-	-	-	-	-	-	-	-	-	-	-	-	-	-
SEF	2,077	2,250	1,904	1,781	8,012	162	169	149	134	614	8%	8%	8%	8%	8%



8,012

Number of syringe exchange transactions by clients in the Sefton Local Authority area this year

**There were 614 equipment returns were recorded
A ratio of 1 return to every 13. syringe exchange visits**

CLIENT REVIEW DATA: BY AGENCY

CLIENTS WITH ASSESSMENT COMPLETED:

The number and percentage of individuals who have any of the assessment data items completed, shown for each of the last four quarters and for the full year (rolling 12 month period).

IMS	Agencies	2017-18 Q1		2017-18 Q2		2017-18 Q3		2017-18 Q4		Full Year (rolling 12 mths)	
		n	%	n	%	n	%	n	%	n	%
SEF10056	Independence Initiative	15	100%	13	100%	14	93%	31	91%	60	94%
SEF10077	Ambition Sefton, Southport - MerseyCare	80	89%	90	87%	82	85%	77	86%	183	80%
SEF10078	Ambition Sefton, Bootle - MerseyCare	27	100%	31	100%	30	100%	30	100%	70	100%
SEF10090	Addaction YP & Families Sefton	0	-	0	-	13	93%	0	-	13	93%
SEF55000	Aintree Pharmacy	22	100%	19	100%	18	100%	17	100%	48	100%
SEF55708	M L Davey Chemist, Litherland	28	100%	33	100%	24	100%	32	100%	52	100%
SEF56448	Bispham Road Pharmacy	33	100%	25	100%	21	100%	24	100%	81	100%
SEF56452	Boots - South Rd, Waterloo	30	100%	29	100%	35	100%	33	100%	77	100%
SEF56453	Boots - Liverpool Rd, Crosby	9	100%	***	100%	***	100%	7	100%	16	100%
SEF56456	Cohens - Marian Square, Netherton	44	100%	30	100%	27	100%	42	100%	92	100%
SEF56460	Haddens Pharmacy - Litherland Rd, Bootle	78	100%	97	100%	70	100%	75	100%	174	100%
SEF56462	Lloyds - Knowsley Rd	23	100%	41	100%	30	100%	0	-	74	100%
SEF56464	Lloyds - North Park	***	100%	8	100%	***	100%	***	100%	15	100%
SEF56466	Netherton Park Pharmacy	13	100%	12	100%	7	100%	***	100%	24	100%
SEF56499	Higgins Pharmacy - Crosby Road North	29	100%	24	100%	22	100%	25	100%	78	100%
SEF56504	Lloyds - Crosby Rd North	23	100%	12	100%	13	100%	11	100%	53	100%
SEF56507	Rowlands - Upper Aughton Rd	5	100%	0	-	***	100%	***	100%	9	100%
SEF56520	Superdrug - Eastbank Street, Southport	122	100%	139	100%	112	100%	115	100%	294	100%
SEF56525	Boots - Cambridge Rd, Southport	0	-	0	-	0	-	0	-	0	-
SEF56526	Boots - Seaforth	162	100%	147	100%	154	100%	157	100%	424	100%
		-	-	-	-	-	-	-	-	-	-
		-	-	-	-	-	-	-	-	-	-
		-	-	-	-	-	-	-	-	-	-
		-	-	-	-	-	-	-	-	-	-
		-	-	-	-	-	-	-	-	-	-
		-	-	-	-	-	-	-	-	-	-
		-	-	-	-	-	-	-	-	-	-
		-	-	-	-	-	-	-	-	-	-
		-	-	-	-	-	-	-	-	-	-
		-	-	-	-	-	-	-	-	-	-
		-	-	-	-	-	-	-	-	-	-
		-	-	-	-	-	-	-	-	-	-
		-	-	-	-	-	-	-	-	-	-
SEF	Sefton Local Authority	695	99%	701	99%	630	98%	643	97%	1,677	97%

CLIENT REVIEW DATA: BY AGENCY

CLIENTS WITH ASSESSMENT COMPLETED: (FULL YEAR)

The number and percentage of individuals who have the stated assessment data item completed, shown for the full year (rolling 12 month period).

IMS	Agencies	Main Substance		Accommodation Status		Employment Status		Parental Status		Disability		Postcode	
		n	%	n	%	n	%	n	%	n	%	n	%
SEF10056	Independence Initiative	60	94%	60	94%	60	94%	60	94%	57	89%	60	94%
SEF10077	Ambition Sefton, Southport - MerseyCare	183	80%	148	65%	103	45%	103	45%	92	40%	167	73%
SEF10078	Ambition Sefton, Bootle - MerseyCare	70	100%	56	80%	54	77%	54	77%	51	73%	68	97%
SEF10090	Addaction YP & Families Sefton	13	93%	8	57%	7	50%	***	21%	***	29%	12	86%
SEF55000	Aintree Pharmacy	39	81%	48	100%	-	-	-	-	-	-	43	90%
SEF55708	M L Davey Chemist, Litherland	48	92%	52	100%	-	-	-	-	-	-	42	81%
SEF56448	Bispham Road Pharmacy	***	1%	81	100%	-	-	-	-	-	-	***	2%
SEF56452	Boots - South Rd, Waterloo	44	57%	77	100%	-	-	-	-	-	-	61	79%
SEF56453	Boots - Liverpool Rd, Crosby	15	94%	16	100%	-	-	-	-	-	-	15	94%
SEF56456	Cohens - Marian Square, Netherton	59	64%	92	100%	-	-	-	-	-	-	75	82%
SEF56460	Haddens Pharmacy - Litherland Rd, Bootle	173	99%	174	100%	-	-	-	-	-	-	150	86%
SEF56462	Lloyds - Knowsley Rd	71	96%	74	100%	-	-	-	-	-	-	31	42%
SEF56464	Lloyds - North Park	15	100%	15	100%	-	-	-	-	-	-	-	-
SEF56466	Netherton Park Pharmacy	5	21%	24	100%	-	-	-	-	-	-	11	46%
SEF56499	Higgins Pharmacy - Crosby Road North	63	81%	78	100%	-	-	-	-	-	-	65	83%
SEF56504	Lloyds - Crosby Rd North	44	83%	53	100%	-	-	-	-	-	-	49	92%
SEF56507	Rowlands - Upper Aughton Rd	8	89%	9	100%	-	-	-	-	-	-	8	89%
SEF56520	Superdrug - Eastbank Street, Southport	280	95%	294	100%	-	-	-	-	-	-	270	92%
SEF56525	Boots - Cambridge Rd, Southport	-	-	-	-	-	-	-	-	-	-	-	-
SEF56526	Boots - Seaforth	350	83%	424	100%	-	-	-	-	-	-	135	32%
		-	-	-	-	-	-	-	-	-	-	-	-
		-	-	-	-	-	-	-	-	-	-	-	-
		-	-	-	-	-	-	-	-	-	-	-	-
		-	-	-	-	-	-	-	-	-	-	-	-
		-	-	-	-	-	-	-	-	-	-	-	-
		-	-	-	-	-	-	-	-	-	-	-	-
		-	-	-	-	-	-	-	-	-	-	-	-
		-	-	-	-	-	-	-	-	-	-	-	-
		-	-	-	-	-	-	-	-	-	-	-	-
		-	-	-	-	-	-	-	-	-	-	-	-
		-	-	-	-	-	-	-	-	-	-	-	-
		-	-	-	-	-	-	-	-	-	-	-	-
		-	-	-	-	-	-	-	-	-	-	-	-
		-	-	-	-	-	-	-	-	-	-	-	-
		-	-	-	-	-	-	-	-	-	-	-	-
		-	-	-	-	-	-	-	-	-	-	-	-
		-	-	-	-	-	-	-	-	-	-	-	-
		-	-	-	-	-	-	-	-	-	-	-	-
SEF	Sefton Local Authority	1,401	81%	1,638	95%	220	13%	215	12%	201	12%	1,159	67%

CLIENT REVIEW DATA: BY AGENCY

CLIENTS WITH ASSESSMENT COMPLETED: (LAST QUARTER)

The number and percentage of individuals seen in the last quarter (2017-18 Q4) who have the stated assessment data item completed.

IMS	Agencies	Main Substance		Accommodation Status		Employment Status		Parental Status		Disability		Postcode	
		n	%	n	%	n	%	n	%	n	%	n	%
SEF10056	Independence Initiative	31	91%	31	91%	31	91%	31	91%	30	88%	31	91%
SEF10077	Ambition Sefton, Southport - MerseyCare	77	86%	63	70%	46	51%	41	46%	40	44%	67	74%
SEF10078	Ambition Sefton, Bootle - MerseyCare	30	100%	25	83%	25	83%	24	80%	24	80%	29	97%
SEF10090	Addaction YP & Families Sefton	-	-	-	-	-	-	-	-	-	-	-	-
SEF55000	Aintree Pharmacy	15	88%	17	100%	-	-	-	-	-	-	15	88%
SEF55708	M L Davey Chemist, Litherland	30	94%	32	100%	-	-	-	-	-	-	24	75%
SEF56448	Bispham Road Pharmacy	-	-	24	100%	-	-	-	-	-	-	***	4%
SEF56452	Boots - South Rd, Waterloo	20	61%	33	100%	-	-	-	-	-	-	24	73%
SEF56453	Boots - Liverpool Rd, Crosby	7	100%	7	100%	-	-	-	-	-	-	6	86%
SEF56456	Cohens - Marian Square, Netherton	35	83%	42	100%	-	-	-	-	-	-	38	90%
SEF56460	Haddens Pharmacy - Litherland Rd, Bootle	75	100%	75	100%	-	-	-	-	-	-	60	80%
SEF56462	Lloyds - Knowsley Rd	-	-	-	-	-	-	-	-	-	-	-	-
SEF56464	Lloyds - North Park	***	100%	***	100%	-	-	-	-	-	-	-	-
SEF56466	Netherton Park Pharmacy	-	-	***	100%	-	-	-	-	-	-	***	50%
SEF56499	Higgins Pharmacy - Crosby Road North	21	84%	25	100%	-	-	-	-	-	-	23	92%
SEF56504	Lloyds - Crosby Rd North	9	82%	11	100%	-	-	-	-	-	-	11	100%
SEF56507	Rowlands - Upper Aughton Rd	***	100%	***	100%	-	-	-	-	-	-	***	50%
SEF56520	Superdrug - Eastbank Street, Southport	110	96%	115	100%	-	-	-	-	-	-	103	90%
SEF56525	Boots - Cambridge Rd, Southport	-	-	-	-	-	-	-	-	-	-	-	-
SEF56526	Boots - Seaforth	132	84%	157	100%	-	-	-	-	-	-	41	26%
		-	-	-	-	-	-	-	-	-	-	-	-
		-	-	-	-	-	-	-	-	-	-	-	-
		-	-	-	-	-	-	-	-	-	-	-	-
		-	-	-	-	-	-	-	-	-	-	-	-
		-	-	-	-	-	-	-	-	-	-	-	-
		-	-	-	-	-	-	-	-	-	-	-	-
		-	-	-	-	-	-	-	-	-	-	-	-
		-	-	-	-	-	-	-	-	-	-	-	-
		-	-	-	-	-	-	-	-	-	-	-	-
		-	-	-	-	-	-	-	-	-	-	-	-
		-	-	-	-	-	-	-	-	-	-	-	-
		-	-	-	-	-	-	-	-	-	-	-	-
		-	-	-	-	-	-	-	-	-	-	-	-
		-	-	-	-	-	-	-	-	-	-	-	-
		-	-	-	-	-	-	-	-	-	-	-	-
		-	-	-	-	-	-	-	-	-	-	-	-
SEF	Sefton Local Authority	559	84%	629	95%	99	15%	93	14%	92	14%	445	67%

Clients seen: a count of unique clients who have any one of the following activities recorded within the stated period – brief intervention, onward referral, wellbeing review, syringe exchange transaction, syringe return transaction.

Activity summary: a count of each activity recorded quarterly and for the last year (12 months).

Clients with assessment: the number and percentage of clients seen within the stated period who have ever had an assessment completed.

Assessment data items: the number and percentage of clients seen within the stated period who have ever had the specified data item recorded, this excludes any 'Not Known' responses.

Client and Activity Counts: Red less than ½ quarterly average, Green greater than 1½ times the quarterly average for the agency.

Returns rate: Red below 20% Green over 70%

Data items: Red below 40% Amber between 40 – 70% Green over 70%

The figures shown for Year /12 months are for the last 4 quarters, rather than the current year to date, this is to allow comparison of yearly figures between different reporting periods.

Report prepared by the PHI Monitoring Team,
Public Health Institute, Liverpool John Moores University,
Henry Cotton Building, 15-21 Webster Street, Liverpool,
L3 2ET. Tel: (0151) 231 4314.
<http://ims.ljmu.ac.uk/info>
www.twitter.com/phi_ims

