


This activity & data quality report is designed to accompany the quarterly IMS monitoring report. The information in this report is shown for each service and as a total for the local authority area. The sections of this report show both the consistency in the number of clients and volume of activity that is entered into IMS each quarter, and the number and data quality of assessments that are completed for the clients that are seen.

If you have any questions about your data, need help or more information please do contact us <https://ims.ljmu.ac.uk/contact>

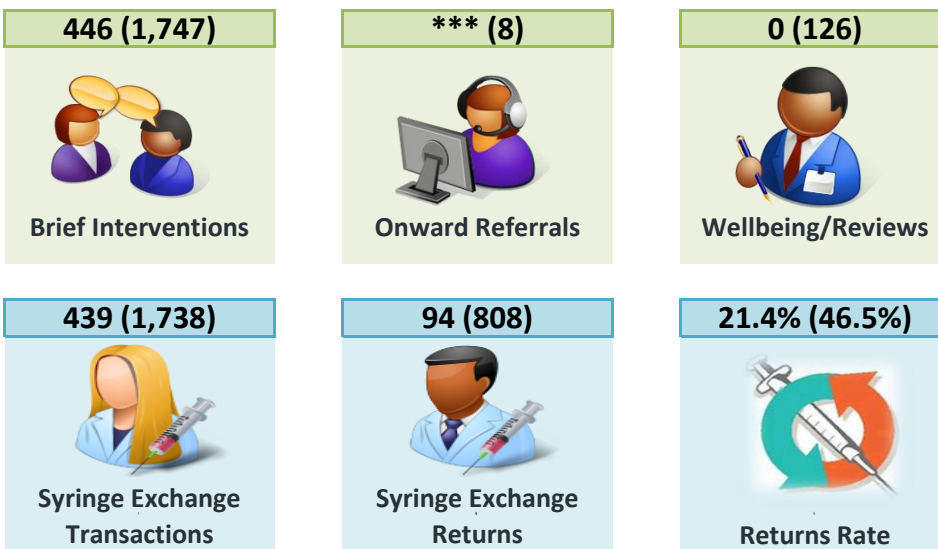
Contents			
Count of individuals	p.2	Clients with assessment	p.5
Count of activity recorded	p.3	Assessment data items	p.6
		Data notes & methodology	p.8

TOTAL CLIENTS SEEN: KNOWSLEY



* Summary figures where shown in brackets are for a full year / 12 month period


ACTIVITY RECORDED: KNOWSLEY



In the most recent quarter 446 brief interventions were delivered to 445 clients in the Knowsley local authority area. This equates to an average of 1.0 interventions per person.

There were 94 equipment returns recorded during 2017-18 Q4 a ratio of 1 return to every 4.7 syringe exchange visits, (or 21.4% of visits).

ASSESSMENT DATA ITEMS: IMS DATA QUALITY REPORT



ACTIVITY SUMMARY: BY AGENCY

Total activity by type delivered by each agency quarterly and as a total for the full year (rolling 12 month period).

IMS	Brief Interventions					Onward Referrals					Wellbeing/Reviews				
	2017- 18 Q1	2017- 18 Q2	2017- 18 Q3	2017- 18 Q4	Year (12 mths)	2017- 18 Q1	2017- 18 Q2	2017- 18 Q3	2017- 18 Q4	Year (12 mths)	2017- 18 Q1	2017- 18 Q2	2017- 18 Q3	2017- 18 Q4	Year (12 mths)
KNW10041	322	314	276	383	1,295	0	0	0	0	0	48	78	0	0	126
KNW30051	164	105	38	28	335	0	***	0	***	***	0	0	0	0	0
KNW30052	27	26	24	34	111	0	0	***	0	***	0	0	0	0	0
KNW53302	0	0	0	0	0	0	0	0	0	0	0	0	0	0	0
KNW53303	0	0	0	0	0	0	0	0	0	0	0	0	0	0	0
KNW53308	0	0	0	0	0	0	0	0	0	0	0	0	0	0	0
KNW53315	0	0	0	0	0	0	0	0	0	0	0	0	0	0	0
KNW53323	0	0	0	***	***	0	0	0	***	***	0	0	0	0	0
KNW53327	0	0	***	0	***	0	0	0	0	0	0	0	0	0	0
KNW53328	0	0	0	0	0	0	0	0	0	0	0	0	0	0	0
KNW53329	0	0	0	0	0	0	0	0	0	0	0	0	0	0	0
KNW53334	0	0	0	0	0	0	0	0	0	0	0	0	0	0	0
-	-	-	-	-	-	-	-	-	-	-	-	-	-	-	-
-	-	-	-	-	-	-	-	-	-	-	-	-	-	-	-
-	-	-	-	-	-	-	-	-	-	-	-	-	-	-	-
-	-	-	-	-	-	-	-	-	-	-	-	-	-	-	-
-	-	-	-	-	-	-	-	-	-	-	-	-	-	-	-
-	-	-	-	-	-	-	-	-	-	-	-	-	-	-	-
-	-	-	-	-	-	-	-	-	-	-	-	-	-	-	-
-	-	-	-	-	-	-	-	-	-	-	-	-	-	-	-
-	-	-	-	-	-	-	-	-	-	-	-	-	-	-	-
-	-	-	-	-	-	-	-	-	-	-	-	-	-	-	-
-	-	-	-	-	-	-	-	-	-	-	-	-	-	-	-
-	-	-	-	-	-	-	-	-	-	-	-	-	-	-	-
-	-	-	-	-	-	-	-	-	-	-	-	-	-	-	-
-	-	-	-	-	-	-	-	-	-	-	-	-	-	-	-
-	-	-	-	-	-	-	-	-	-	-	-	-	-	-	-
-	-	-	-	-	-	-	-	-	-	-	-	-	-	-	-
-	-	-	-	-	-	-	-	-	-	-	-	-	-	-	-
-	-	-	-	-	-	-	-	-	-	-	-	-	-	-	-
KNW	513	445	343	446	1,747	0	***	***	***	8	48	78	0	0	126



1,747


Number of brief interventions delivered to clients in the Knowsley Local Authority area this year

That equates to an average of 1.26 interventions per person

ACTIVITY SUMMARY: BY AGENCY

Total activity by type delivered by each agency quarterly and as a total for the current year to date.

IMS	Syringe Exchange Transactions					Syringe Exchange Returns					Returns Rate				
	2017-18 Q1	2017-18 Q2	2017-18 Q3	2017-18 Q4	Year (12 mths)	2017-18 Q1	2017-18 Q2	2017-18 Q3	2017-18 Q4	Year (12 mths)	2017-18 Q1	2017-18 Q2	2017-18 Q3	2017-18 Q4	Year (12 mths)
KNW10041	0	0	0	0	0	0	0	0	0	0	-	-	-	-	-
KNW30051	172	117	94	72	455	26	25	19	5	75	15%	21%	20%	7%	16%
KNW30052	40	45	50	105	240	5	8	11	11	35	13%	18%	22%	10%	15%
KNW53302	18	47	20	15	100	18	47	5	5	75	100%	100%	25%	33%	75%
KNW53303	58	68	0	27	153	58	68	0	8	134	100%	100%	-	30%	88%
KNW53308	0	0	0	***	***	0	0	0	***	***	-	-	-	100%	100%
KNW53315	60	65	99	73	297	60	65	22	***	149	100%	100%	22%	3%	50%
KNW53323	82	68	68	54	272	82	68	34	31	215	100%	100%	50%	57%	79%
KNW53327	***	***	***	***	8	***	***	***	0	6	100%	100%	67%	0%	75%
KNW53328	9	7	10	7	33	9	7	10	7	33	100%	100%	100%	100%	100%
KNW53329	***	***	***	6	12	***	***	***	***	9	100%	100%	100%	50%	75%
KNW53334	17	27	34	52	130	17	27	***	***	49	100%	100%	9%	4%	38%
	-	-	-	-	-	-	-	-	-	-	-	-	-	-	-
	-	-	-	-	-	-	-	-	-	-	-	-	-	-	-
	-	-	-	-	-	-	-	-	-	-	-	-	-	-	-
	-	-	-	-	-	-	-	-	-	-	-	-	-	-	-
	-	-	-	-	-	-	-	-	-	-	-	-	-	-	-
	-	-	-	-	-	-	-	-	-	-	-	-	-	-	-
	-	-	-	-	-	-	-	-	-	-	-	-	-	-	-
	-	-	-	-	-	-	-	-	-	-	-	-	-	-	-
	-	-	-	-	-	-	-	-	-	-	-	-	-	-	-
	-	-	-	-	-	-	-	-	-	-	-	-	-	-	-
	-	-	-	-	-	-	-	-	-	-	-	-	-	-	-
	-	-	-	-	-	-	-	-	-	-	-	-	-	-	-
	-	-	-	-	-	-	-	-	-	-	-	-	-	-	-
	-	-	-	-	-	-	-	-	-	-	-	-	-	-	-
	-	-	-	-	-	-	-	-	-	-	-	-	-	-	-
	-	-	-	-	-	-	-	-	-	-	-	-	-	-	-
	-	-	-	-	-	-	-	-	-	-	-	-	-	-	-
	-	-	-	-	-	-	-	-	-	-	-	-	-	-	-
	-	-	-	-	-	-	-	-	-	-	-	-	-	-	-
	-	-	-	-	-	-	-	-	-	-	-	-	-	-	-
	-	-	-	-	-	-	-	-	-	-	-	-	-	-	-
	-	-	-	-	-	-	-	-	-	-	-	-	-	-	-
	-	-	-	-	-	-	-	-	-	-	-	-	-	-	-
	-	-	-	-	-	-	-	-	-	-	-	-	-	-	-
	-	-	-	-	-	-	-	-	-	-	-	-	-	-	-
	-	-	-	-	-	-	-	-	-	-	-	-	-	-	-
	-	-	-	-	-	-	-	-	-	-	-	-	-	-	-
	-	-	-	-	-	-	-	-	-	-	-	-	-	-	-
KNW	460	449	390	439	1,738	279	320	115	94	808	61%	71%	29%	21%	46%



Number of syringe exchange transactions by clients in the Knowsley Local Authority area this year

**There were 808 equipment returns were recorded
A ratio of 1 return to every 2.2 syringe exchange visits**

CLIENT REVIEW DATA: BY AGENCY

CLIENTS WITH ASSESSMENT COMPLETED:

The number and percentage of individuals who have any of the assessment data items completed, shown for each of the last four quarters and for the full year (rolling 12 month period).

IMS	Agencies	2017-18 Q1		2017-18 Q2		2017-18 Q3		2017-18 Q4		Full Year (rolling 12 mths)	
		n	%	n	%	n	%	n	%	n	%
KNW10041	Knowsley Integrated Rec Service	219	100%	249	100%	202	100%	224	100%	744	100%
KNW30051	Kirkby SES, Knowsley - CGL	68	100%	42	95%	40	100%	34	97%	122	98%
KNW30052	Huyton SES, Knowsley - CGL	38	100%	40	100%	43	100%	87	100%	174	100%
KNW53302	Boots Cables Retail Park	***	50%	***	20%	13	93%	7	100%	14	50%
KNW53303	Boots - The Halewood centre	***	8%	***	3%	0	-	11	100%	11	16%
KNW53308	J. H. Davey's Chemist	0	-	0	-	0	-	0	-	0	-
KNW53315	Newtown Pharmacy, Kirkby	9	18%	13	25%	51	88%	35	97%	76	49%
KNW53323	Rowlands (Prev GF O'Brien) Kirkby	13	27%	20	41%	30	83%	40	91%	67	53%
KNW53327	A.E. Sedem (Woolfall Pharmacy)	0	-	0	-	***	100%	***	100%	***	33%
KNW53328	Sedem Pharmacy, Huyton	0	-	0	-	0	-	0	-	0	-
KNW53329	Stockbridge Pharmacy	0	-	0	-	***	100%	***	100%	***	75%
KNW53334	Tops Pharmacy, Kirkby	6	60%	5	36%	7	100%	16	84%	18	53%
-	-	-	-	-	-	-	-	-	-	-	-
-	-	-	-	-	-	-	-	-	-	-	-
-	-	-	-	-	-	-	-	-	-	-	-
-	-	-	-	-	-	-	-	-	-	-	-
-	-	-	-	-	-	-	-	-	-	-	-
-	-	-	-	-	-	-	-	-	-	-	-
-	-	-	-	-	-	-	-	-	-	-	-
-	-	-	-	-	-	-	-	-	-	-	-
-	-	-	-	-	-	-	-	-	-	-	-
-	-	-	-	-	-	-	-	-	-	-	-
-	-	-	-	-	-	-	-	-	-	-	-
-	-	-	-	-	-	-	-	-	-	-	-
-	-	-	-	-	-	-	-	-	-	-	-
-	-	-	-	-	-	-	-	-	-	-	-
-	-	-	-	-	-	-	-	-	-	-	-
-	-	-	-	-	-	-	-	-	-	-	-
-	-	-	-	-	-	-	-	-	-	-	-
-	-	-	-	-	-	-	-	-	-	-	-
KNW	Knowsley Local Authority	348	75%	362	74%	382	97%	437	98%	1,168	84%

CLIENT REVIEW DATA: BY AGENCY

CLIENTS WITH ASSESSMENT COMPLETED: (FULL YEAR)

The number and percentage of individuals who have the stated assessment data item completed, shown for the full year (rolling 12 month period).

IMS	Agencies	Main Substance		Accommodation Status		Employment Status		Parental Status		Disability		Postcode	
		n	%	n	%	n	%	n	%	n	%	n	%
KNW10041	Knowsley Integrated Rec Service	744	100%	663	89%	612	82%	730	98%	-	-	724	97%
KNW30051	Kirkby SES, Knowsley - CGL	122	98%	103	82%	92	74%	94	75%	75	60%	75	60%
KNW30052	Huyton SES, Knowsley - CGL	174	100%	136	78%	130	75%	104	60%	110	63%	155	89%
KNW53302	Boots Cables Retail Park	10	36%	***	7%	-	-	-	-	-	-	12	43%
KNW53303	Boots - The Halewood centre	7	10%	-	-	-	-	-	-	-	-	11	16%
KNW53308	J. H. Davey's Chemist	-	-	-	-	-	-	-	-	-	-	-	-
KNW53315	Newtown Pharmacy, Kirkby	-	-	***	1%	-	-	-	-	-	-	75	48%
KNW53323	Rowlands (Prev GF O'Brien) Kirkby	60	47%	-	-	-	-	-	-	-	-	67	53%
KNW53327	A.E. Sedem (Woolfall Pharmacy)	***	33%	-	-	-	-	-	-	-	-	***	33%
KNW53328	Sedem Pharmacy, Huyton	-	-	-	-	-	-	-	-	-	-	-	-
KNW53329	Stockbridge Pharmacy	***	75%	-	-	-	-	-	-	-	-	***	75%
KNW53334	Tops Pharmacy, Kirkby	***	6%	***	6%	-	-	-	-	-	-	16	47%
		-	-	-	-	-	-	-	-	-	-	-	-
		-	-	-	-	-	-	-	-	-	-	-	-
		-	-	-	-	-	-	-	-	-	-	-	-
		-	-	-	-	-	-	-	-	-	-	-	-
		-	-	-	-	-	-	-	-	-	-	-	-
		-	-	-	-	-	-	-	-	-	-	-	-
		-	-	-	-	-	-	-	-	-	-	-	-
		-	-	-	-	-	-	-	-	-	-	-	-
		-	-	-	-	-	-	-	-	-	-	-	-
		-	-	-	-	-	-	-	-	-	-	-	-
		-	-	-	-	-	-	-	-	-	-	-	-
		-	-	-	-	-	-	-	-	-	-	-	-
		-	-	-	-	-	-	-	-	-	-	-	-
		-	-	-	-	-	-	-	-	-	-	-	-
		-	-	-	-	-	-	-	-	-	-	-	-
		-	-	-	-	-	-	-	-	-	-	-	-
		-	-	-	-	-	-	-	-	-	-	-	-
		-	-	-	-	-	-	-	-	-	-	-	-
		-	-	-	-	-	-	-	-	-	-	-	-
		-	-	-	-	-	-	-	-	-	-	-	-
		-	-	-	-	-	-	-	-	-	-	-	-
		-	-	-	-	-	-	-	-	-	-	-	-
		-	-	-	-	-	-	-	-	-	-	-	-
		-	-	-	-	-	-	-	-	-	-	-	-
		-	-	-	-	-	-	-	-	-	-	-	-
		-	-	-	-	-	-	-	-	-	-	-	-
		-	-	-	-	-	-	-	-	-	-	-	-
		-	-	-	-	-	-	-	-	-	-	-	-
		-	-	-	-	-	-	-	-	-	-	-	-
		-	-	-	-	-	-	-	-	-	-	-	-
		-	-	-	-	-	-	-	-	-	-	-	-
		-	-	-	-	-	-	-	-	-	-	-	-
		-	-	-	-	-	-	-	-	-	-	-	-
		-	-	-	-	-	-	-	-	-	-	-	-
		-	-	-	-	-	-	-	-	-	-	-	-
		-	-	-	-	-	-	-	-	-	-	-	-
		-	-	-	-	-	-	-	-	-	-	-	-
		-	-	-	-	-	-	-	-	-	-	-	-
KNW	Knowsley Local Authority	1,089	79%	874	63%	806	58%	899	65%	180	13%	1,096	79%

CLIENT REVIEW DATA: BY AGENCY

CLIENTS WITH ASSESSMENT COMPLETED: (LAST QUARTER)

The number and percentage of individuals seen in the last quarter (2017-18 Q4) who have the stated assessment data item completed.

IMS	Agencies	Main Substance		Accommodation Status		Employment Status		Parental Status		Disability		Postcode	
		n	%	n	%	n	%	n	%	n	%	n	%
KNW10041	Knowsley Integrated Rec Service	224	100%	223	100%	204	91%	224	100%	-	-	216	96%
KNW30051	Kirkby SES, Knowsley - CGL	34	97%	29	83%	24	69%	28	80%	20	57%	22	63%
KNW30052	Huyton SES, Knowsley - CGL	87	100%	62	71%	60	69%	51	59%	55	63%	74	85%
KNW53302	Boots Cables Retail Park	5	71%	***	14%	-	-	-	-	-	-	6	86%
KNW53303	Boots - The Halewood centre	7	64%	-	-	-	-	-	-	-	-	11	100%
KNW53308	J. H. Davey's Chemist	-	-	-	-	-	-	-	-	-	-	-	-
KNW53315	Newtown Pharmacy, Kirkby	-	-	-	-	-	-	-	-	-	-	35	97%
KNW53323	Rowlands (Prev GF O'Brien) Kirkby	33	75%	-	-	-	-	-	-	-	-	40	91%
KNW53327	A.E. Sedem (Woolfall Pharmacy)	***	100%	-	-	-	-	-	-	-	-	***	100%
KNW53328	Sedem Pharmacy, Huyton	-	-	-	-	-	-	-	-	-	-	-	-
KNW53329	Stockbridge Pharmacy	***	100%	-	-	-	-	-	-	-	-	***	100%
KNW53334	Tops Pharmacy, Kirkby	***	11%	-	-	-	-	-	-	-	-	16	84%
		-	-	-	-	-	-	-	-	-	-	-	-
		-	-	-	-	-	-	-	-	-	-	-	-
		-	-	-	-	-	-	-	-	-	-	-	-
		-	-	-	-	-	-	-	-	-	-	-	-
		-	-	-	-	-	-	-	-	-	-	-	-
		-	-	-	-	-	-	-	-	-	-	-	-
		-	-	-	-	-	-	-	-	-	-	-	-
		-	-	-	-	-	-	-	-	-	-	-	-
		-	-	-	-	-	-	-	-	-	-	-	-
		-	-	-	-	-	-	-	-	-	-	-	-
		-	-	-	-	-	-	-	-	-	-	-	-
		-	-	-	-	-	-	-	-	-	-	-	-
		-	-	-	-	-	-	-	-	-	-	-	-
		-	-	-	-	-	-	-	-	-	-	-	-
		-	-	-	-	-	-	-	-	-	-	-	-
		-	-	-	-	-	-	-	-	-	-	-	-
		-	-	-	-	-	-	-	-	-	-	-	-
		-	-	-	-	-	-	-	-	-	-	-	-
		-	-	-	-	-	-	-	-	-	-	-	-
		-	-	-	-	-	-	-	-	-	-	-	-
		-	-	-	-	-	-	-	-	-	-	-	-
		-	-	-	-	-	-	-	-	-	-	-	-
		-	-	-	-	-	-	-	-	-	-	-	-
		-	-	-	-	-	-	-	-	-	-	-	-
KNW	Knowsley Local Authority	389	87%	306	69%	279	63%	293	66%	75	17%	408	92%

Clients seen: a count of unique clients who have any one of the following activities recorded within the stated period – brief intervention, onward referral, wellbeing review, syringe exchange transaction, syringe return transaction.

Activity summary: a count of each activity recorded quarterly and for the last year (12 months).

Clients with assessment: the number and percentage of clients seen within the stated period who have ever had an assessment completed.

Assessment data items: the number and percentage of clients seen within the stated period who have ever had the specified data item recorded, this excludes any 'Not Known' responses.

Client and Activity Counts: Red less than ½ quarterly average, Green greater than 1½ times the quarterly average for the agency.

Returns rate: Red below 20% Green over 70%

Data items: Red below 40% Amber between 40 – 70% Green over 70%

The figures shown for Year /12 months are for the last 4 quarters, rather than the current year to date, this is to allow comparison of yearly figures between different reporting periods.

Report prepared by the PHI Monitoring Team,
Public Health Institute, Liverpool John Moores University,
Henry Cotton Building, 15-21 Webster Street, Liverpool,
L3 2ET. Tel: (0151) 231 4314.
<http://ims.ljmu.ac.uk/info>
www.twitter.com/phi_ims

