

INTRODUCTION:


Issue: 3 Updated: 31/07/2018

This activity & data quality report is designed to accompany the quarterly IMS monitoring report. The information in this report is shown for each service and as a total for the local authority area. The sections of this report show both the consistency in the number of clients and volume of activity that is entered into IMS each quarter, and the number and data quality of assessments that are completed for the clients that are seen.

If you have any questions about your data, need help or more information please do contact us <https://ims.ljmu.ac.uk/contact>

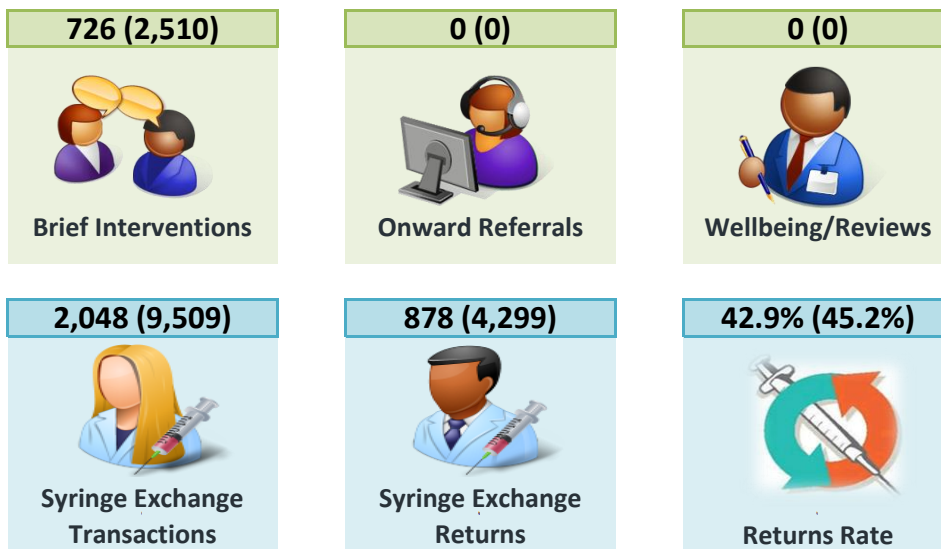
Contents			
Count of individuals	p.2	Clients with assessment	p.5
Count of activity recorded	p.3	Assessment data items	p.6
		Data notes & methodology	p.8

TOTAL CLIENTS SEEN: CHESHIRE WEST & CHESTER



* Summary figures where shown in brackets are for a full year / 12 month period


ACTIVITY RECORDED: CHESHIRE WEST & CHESTER



In the most recent quarter 726 brief interventions were delivered to 759 clients in the Cheshire West & Chester local authority area. This equates to an average of 0.96 interventions per person.

There were 878 equipment returns recorded during 2017-18 Q4 a ratio of 1 return to every 2.3 syringe exchange visits, (or 42.9% of visits).

ASSESSMENT DATA ITEMS: IMS DATA QUALITY REPORT

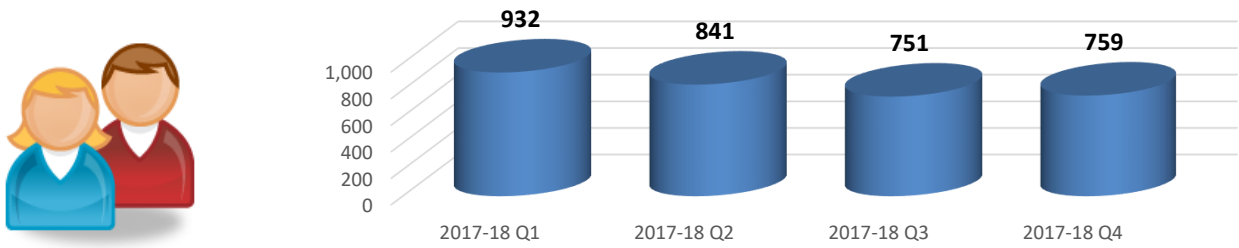


CLIENTS SUMMARY: BY AGENCY

NUMBER OF INDIVIDUALS RECORDED QUARTERLY:

The number of individuals reported by each agency quarterly, and the total number of individuals seen over the last four quarters (rolling 12 months). The local authority figures are the total unique individuals.

IMS	Agencies	2017-18 Q1	2017-18 Q2	2017-18 Q3	2017-18 Q4	Full Year (rolling 12 mths)
CHW30027	Aqua House, Chester	324	343	266	227	773
CHW30028	Unity House, Ellesmere Port	229	237	187	187	568
CHW30045	Old Council House, Northwich	68	0	79	135	221
CHW50016	Boots - Foregate St, Chester	164	112	129	51	310
CHW50258	Pondas Chemist, Winsford	13	13	12	11	26
CHW50377	Swettenham Chemist - Blacon	59	65	68	59	125
CHW50462	Well (228547) - Northwich	0	7	***	0	8
CHW50628	Lloyds - Weaverham, Northwich	8	5	5	8	13
CHW50801	Lloyds - Old Chester Rd, Ellesmere	16	28	13	6	43
CHW50833	Well (228520) - Fountains Health	59	***	0	6	66
CHW50875	Lloyds - Middlewich Road, Northwich	0	***	6	***	7
CHW50879	Lloyds - Sainsburys Northwich	17	14	14	17	31
CHW53023	L Rowland & Co (Retail) Ltd - Ellesmere	41	22	0	36	82
CHW53043	Superdrug - Northgate St, Chester	124	120	107	139	340
CHW53064	Well (228534) - Ellesmere Port	12	8	9	0	23
CHW59169	Owen's Pharmacy Saltney	0	0	0	0	0
CHW59170	Westminster Park, T/A Salrook He	0	0	0	0	0
CHW10087	Beat Initiative Team, Chester LPU	0	0	0	0	0
CHW10088	Foundation Enterprises NW	10	5	8	5	19
CHW10089	Adult Mental Health Team, Chester	0	0	0	0	0
-	-	-	-	-	-	-
-	-	-	-	-	-	-
-	-	-	-	-	-	-
-	-	-	-	-	-	-
-	-	-	-	-	-	-
-	-	-	-	-	-	-
-	-	-	-	-	-	-
-	-	-	-	-	-	-
-	-	-	-	-	-	-
-	-	-	-	-	-	-
-	-	-	-	-	-	-
-	-	-	-	-	-	-
-	-	-	-	-	-	-
-	-	-	-	-	-	-
-	-	-	-	-	-	-
-	-	-	-	-	-	-
-	-	-	-	-	-	-
-	-	-	-	-	-	-
-	-	-	-	-	-	-
-	-	-	-	-	-	-
-	-	-	-	-	-	-
-	-	-	-	-	-	-
-	-	-	-	-	-	-
CHW	Cheshire West and Chester LA	932	841	751	759	2,153



Number of individuals recorded by services in the Cheshire West and Chester LA area during the last four quarterly periods.

ACTIVITY SUMMARY: BY AGENCY

Total activity by type delivered by each agency quarterly and as a total for the full year (rolling 12 month period).

IMS	Brief Interventions					Onward Referrals					Wellbeing/Reviews				
	2017-18 Q1	2017-18 Q2	2017-18 Q3	2017-18 Q4	Year (12 mths)	2017-18 Q1	2017-18 Q2	2017-18 Q3	2017-18 Q4	Year (12 mths)	2017-18 Q1	2017-18 Q2	2017-18 Q3	2017-18 Q4	Year (12 mths)
CHW30027	360	446	200	361	1,367	0	0	0	0	0	0	0	0	0	0
CHW30028	303	165	214	136	818	0	0	0	0	0	0	0	0	0	0
CHW30045	69	0	0	221	290	0	0	0	0	0	0	0	0	0	0
CHW50016	0	0	0	0	0	0	0	0	0	0	0	0	0	0	0
CHW50258	0	0	0	0	0	0	0	0	0	0	0	0	0	0	0
CHW50377	0	0	0	0	0	0	0	0	0	0	0	0	0	0	0
CHW50462	0	0	0	0	0	0	0	0	0	0	0	0	0	0	0
CHW50628	0	0	0	0	0	0	0	0	0	0	0	0	0	0	0
CHW50801	0	0	0	0	0	0	0	0	0	0	0	0	0	0	0
CHW50833	0	0	0	0	0	0	0	0	0	0	0	0	0	0	0
CHW50875	0	0	0	0	0	0	0	0	0	0	0	0	0	0	0
CHW50879	0	0	0	0	0	0	0	0	0	0	0	0	0	0	0
CHW53023	0	0	0	0	0	0	0	0	0	0	0	0	0	0	0
CHW53043	0	0	0	0	0	0	0	0	0	0	0	0	0	0	0
CHW53064	0	0	0	0	0	0	0	0	0	0	0	0	0	0	0
CHW59169	0	0	0	0	0	0	0	0	0	0	0	0	0	0	0
CHW59170	0	0	0	0	0	0	0	0	0	0	0	0	0	0	0
CHW10087	0	0	0	0	0	0	0	0	0	0	0	0	0	0	0
CHW10088	13	6	8	8	35	0	0	0	0	0	0	0	0	0	0
CHW10089	0	0	0	0	0	0	0	0	0	0	0	0	0	0	0
	-	-	-	-	-	-	-	-	-	-	-	-	-	-	-
	-	-	-	-	-	-	-	-	-	-	-	-	-	-	-
	-	-	-	-	-	-	-	-	-	-	-	-	-	-	-
	-	-	-	-	-	-	-	-	-	-	-	-	-	-	-
	-	-	-	-	-	-	-	-	-	-	-	-	-	-	-
	-	-	-	-	-	-	-	-	-	-	-	-	-	-	-
	-	-	-	-	-	-	-	-	-	-	-	-	-	-	-
	-	-	-	-	-	-	-	-	-	-	-	-	-	-	-
	-	-	-	-	-	-	-	-	-	-	-	-	-	-	-
	-	-	-	-	-	-	-	-	-	-	-	-	-	-	-
	-	-	-	-	-	-	-	-	-	-	-	-	-	-	-
	-	-	-	-	-	-	-	-	-	-	-	-	-	-	-
	-	-	-	-	-	-	-	-	-	-	-	-	-	-	-
	-	-	-	-	-	-	-	-	-	-	-	-	-	-	-
	-	-	-	-	-	-	-	-	-	-	-	-	-	-	-
	-	-	-	-	-	-	-	-	-	-	-	-	-	-	-
	-	-	-	-	-	-	-	-	-	-	-	-	-	-	-
	-	-	-	-	-	-	-	-	-	-	-	-	-	-	-
CHW	745	617	422	726	2,510	0	0	0	0	0	0	0	0	0	0




2,510 Number of brief interventions delivered to clients in the Cheshire West and Chester LA area this year
 That equates to an average of 1.17 interventions per person

ACTIVITY SUMMARY: BY AGENCY

Total activity by type delivered by each agency quarterly and as a total for the current year to date.

IMS	Syringe Exchange Transactions					Syringe Exchange Returns					Returns Rate				
	2017-18 Q1	2017-18 Q2	2017-18 Q3	2017-18 Q4	Year (12 mths)	2017-18 Q1	2017-18 Q2	2017-18 Q3	2017-18 Q4	Year (12 mths)	2017-18 Q1	2017-18 Q2	2017-18 Q3	2017-18 Q4	Year (12 mths)
CHW30027	549	678	493	364	2,084	178	220	169	168	735	32%	32%	34%	46%	35%
CHW30028	352	403	320	330	1,405	158	178	118	100	554	45%	44%	37%	30%	39%
CHW30045	104	0	117	292	513	19	0	13	44	76	18%	-	11%	15%	15%
CHW50016	521	333	315	111	1,280	295	177	128	69	669	57%	53%	41%	62%	52%
CHW50258	100	88	56	73	317	17	16	22	19	74	17%	18%	39%	26%	23%
CHW50377	383	401	358	295	1,437	251	242	237	194	924	66%	60%	66%	66%	64%
CHW50462	0	9	***	0	10	0	***	***	0	***	-	33%	100%	-	40%
CHW50628	38	13	18	56	125	38	13	***	0	52	100%	100%	6%	0%	42%
CHW50801	39	73	26	18	156	30	52	20	14	116	77%	71%	77%	78%	74%
CHW50833	144	***	0	10	156	71	***	0	7	79	49%	50%	-	70%	51%
CHW50875	0	***	12	***	14	0	0	***	***	***	-	0%	17%	100%	21%
CHW50879	48	69	67	69	253	24	39	***	25	92	50%	57%	6%	36%	36%
CHW53023	113	26	0	59	198	69	15	0	40	124	61%	58%	-	68%	63%
CHW53043	396	398	321	370	1,485	210	236	117	197	760	53%	59%	36%	53%	51%
CHW53064	38	19	19	0	76	22	8	7	0	37	58%	42%	37%	-	49%
CHW59169	0	0	0	0	0	0	0	0	0	0	-	-	-	-	-
CHW59170	0	0	0	0	0	0	0	0	0	0	-	-	-	-	-
CHW10087	0	0	0	0	0	0	0	0	0	0	-	-	-	-	-
CHW10088	0	0	0	0	0	0	0	0	0	0	-	-	-	-	-
CHW10089	0	0	0	0	0	0	0	0	0	0	-	-	-	-	-
	-	-	-	-	-	-	-	-	-	-	-	-	-	-	-
	-	-	-	-	-	-	-	-	-	-	-	-	-	-	-
	-	-	-	-	-	-	-	-	-	-	-	-	-	-	-
	-	-	-	-	-	-	-	-	-	-	-	-	-	-	-
	-	-	-	-	-	-	-	-	-	-	-	-	-	-	-
	-	-	-	-	-	-	-	-	-	-	-	-	-	-	-
	-	-	-	-	-	-	-	-	-	-	-	-	-	-	-
	-	-	-	-	-	-	-	-	-	-	-	-	-	-	-
	-	-	-	-	-	-	-	-	-	-	-	-	-	-	-
	-	-	-	-	-	-	-	-	-	-	-	-	-	-	-
	-	-	-	-	-	-	-	-	-	-	-	-	-	-	-
CHW	2,825	2,513	2,123	2,048	9,509	1,382	1,200	839	878	4,299	49%	48%	40%	43%	45%



9,509

Number of syringe exchange transactions by clients in the Cheshire West and Chester LA area this year

**There were 4,299 equipment returns were recorded
A ratio of 1 return to every 2.2 syringe exchange visits**

CLIENT REVIEW DATA: BY AGENCY

CLIENTS WITH ASSESSMENT COMPLETED:

The number and percentage of individuals who have any of the assessment data items completed, shown for each of the last four quarters and for the full year (rolling 12 month period).

IMS	Agencies	2017-18 Q1		2017-18 Q2		2017-18 Q3		2017-18 Q4		Full Year (rolling 12 mths)	
		n	%	n	%	n	%	n	%	n	%
CHW30027	Aqua House, Chester	251	77%	276	80%	218	82%	131	58%	541	70%
CHW30028	Unity House, Ellesmere Port	208	91%	194	82%	125	67%	136	73%	409	72%
CHW30045	Old Council House, Northwich	68	100%	0	-	77	97%	114	84%	198	90%
CHW50016	Boots - Foregate St, Chester	0	-	0	-	***	2%	0	-	***	1%
CHW50258	Pondas Chemist, Winsford	8	62%	8	62%	10	83%	8	73%	17	65%
CHW50377	Swettenham Chemist - Blacon	30	51%	36	55%	32	47%	29	49%	62	50%
CHW50462	Well (228547) - Northwich	0	-	7	100%	***	100%	0	-	8	100%
CHW50628	Lloyds - Weaverham, Northwich	***	50%	***	80%	***	60%	5	63%	5	38%
CHW50801	Lloyds - Old Chester Rd, Ellesmere	14	88%	24	86%	12	92%	5	83%	35	81%
CHW50833	Well (228520) - Fountains Health	23	39%	0	-	0	-	***	50%	26	39%
CHW50875	Lloyds - Middlewich Road, Northwich	0	-	***	100%	6	100%	***	100%	7	100%
CHW50879	Lloyds - Sainsburys Northwich	16	94%	14	100%	14	100%	17	100%	30	97%
CHW53023	L Rowland & Co (Retail) Ltd - Ellesmere	0	-	0	-	0	-	0	-	0	-
CHW53043	Superdrug - Northgate St, Chester	***	2%	***	2%	***	1%	***	1%	***	1%
CHW53064	Well (228534) - Ellesmere Port	***	17%	***	25%	***	22%	0	-	***	17%
CHW59169	Owen's Pharmacy Saltney	0	-	0	-	0	-	0	-	0	-
CHW59170	Westminster Park, T/A Salrook He	0	-	0	-	0	-	0	-	0	-
CHW10087	Beat Initiative Team, Chester LPU	0	-	0	-	0	-	0	-	0	-
CHW10088	Foundation Enterprises NW	0	-	0	-	0	-	0	-	0	-
CHW10089	Adult Mental Health Team, Chester	0	-	0	-	0	-	0	-	0	-
		-	-	-	-	-	-	-	-	-	-
		-	-	-	-	-	-	-	-	-	-
		-	-	-	-	-	-	-	-	-	-
		-	-	-	-	-	-	-	-	-	-
		-	-	-	-	-	-	-	-	-	-
		-	-	-	-	-	-	-	-	-	-
		-	-	-	-	-	-	-	-	-	-
		-	-	-	-	-	-	-	-	-	-
		-	-	-	-	-	-	-	-	-	-
		-	-	-	-	-	-	-	-	-	-
		-	-	-	-	-	-	-	-	-	-
		-	-	-	-	-	-	-	-	-	-
		-	-	-	-	-	-	-	-	-	-
		-	-	-	-	-	-	-	-	-	-
		-	-	-	-	-	-	-	-	-	-
		-	-	-	-	-	-	-	-	-	-
		-	-	-	-	-	-	-	-	-	-
		-	-	-	-	-	-	-	-	-	-
CHW	Cheshire West and Chester LA	570	61%	536	64%	450	60%	409	54%	1,177	55%

CLIENT REVIEW DATA: BY AGENCY

CLIENTS WITH ASSESSMENT COMPLETED: (FULL YEAR)

The number and percentage of individuals who have the stated assessment data item completed, shown for the full year (rolling 12 month period).

IMS	Agencies	Main Substance		Accommodation Status		Employment Status		Parental Status		Disability		Postcode	
		n	%	n	%	n	%	n	%	n	%	n	%
CHW30027	Aqua House, Chester	541	70%	135	17%	128	17%	123	16%	119	15%	393	51%
CHW30028	Unity House, Ellesmere Port	409	72%	30	5%	22	4%	18	3%	28	5%	335	59%
CHW30045	Old Council House, Northwich	196	89%	47	21%	50	23%	47	21%	38	17%	142	64%
CHW50016	Boots - Foregate St, Chester	-	-	-	-	-	-	-	-	-	-	***	1%
CHW50258	Pondas Chemist, Winsford	-	-	-	-	-	-	-	-	-	-	17	65%
CHW50377	Swettenham Chemist - Blacon	-	-	-	-	-	-	-	-	-	-	62	50%
CHW50462	Well (228547) - Northwich	-	-	-	-	-	-	-	-	-	-	8	100%
CHW50628	Lloyds - Weaverham, Northwich	-	-	-	-	-	-	-	-	-	-	5	38%
CHW50801	Lloyds - Old Chester Rd, Ellesmere	-	-	-	-	-	-	-	-	-	-	35	81%
CHW50833	Well (228520) - Fountains Health	-	-	-	-	-	-	-	-	-	-	26	39%
CHW50875	Lloyds - Middlewich Road, Northwich	-	-	-	-	-	-	-	-	-	-	7	100%
CHW50879	Lloyds - Sainsburys Northwich	-	-	-	-	-	-	-	-	-	-	30	97%
CHW53023	L Rowland & Co (Retail) Ltd - Ellesmere	-	-	-	-	-	-	-	-	-	-	-	-
CHW53043	Superdrug - Northgate St, Chester	-	-	-	-	-	-	-	-	-	-	***	1%
CHW53064	Well (228534) - Ellesmere Port	-	-	-	-	-	-	-	-	-	-	***	17%
CHW59169	Owen's Pharmacy Saltney	-	-	-	-	-	-	-	-	-	-	-	-
CHW59170	Westminster Park, T/A Salrook He	-	-	-	-	-	-	-	-	-	-	-	-
CHW10087	Beat Initiative Team, Chester LPU	-	-	-	-	-	-	-	-	-	-	-	-
CHW10088	Foundation Enterprises NW	-	-	-	-	-	-	-	-	-	-	-	-
CHW10089	Adult Mental Health Team, Chester	-	-	-	-	-	-	-	-	-	-	-	-
		-	-	-	-	-	-	-	-	-	-	-	-
		-	-	-	-	-	-	-	-	-	-	-	-
		-	-	-	-	-	-	-	-	-	-	-	-
		-	-	-	-	-	-	-	-	-	-	-	-
		-	-	-	-	-	-	-	-	-	-	-	-
		-	-	-	-	-	-	-	-	-	-	-	-
		-	-	-	-	-	-	-	-	-	-	-	-
		-	-	-	-	-	-	-	-	-	-	-	-
		-	-	-	-	-	-	-	-	-	-	-	-
		-	-	-	-	-	-	-	-	-	-	-	-
		-	-	-	-	-	-	-	-	-	-	-	-
		-	-	-	-	-	-	-	-	-	-	-	-
		-	-	-	-	-	-	-	-	-	-	-	-
		-	-	-	-	-	-	-	-	-	-	-	-
		-	-	-	-	-	-	-	-	-	-	-	-
		-	-	-	-	-	-	-	-	-	-	-	-
		-	-	-	-	-	-	-	-	-	-	-	-
		-	-	-	-	-	-	-	-	-	-	-	-
		-	-	-	-	-	-	-	-	-	-	-	-
		-	-	-	-	-	-	-	-	-	-	-	-
		-	-	-	-	-	-	-	-	-	-	-	-
		-	-	-	-	-	-	-	-	-	-	-	-
		-	-	-	-	-	-	-	-	-	-	-	-
		-	-	-	-	-	-	-	-	-	-	-	-
		-	-	-	-	-	-	-	-	-	-	-	-
CHW	Cheshire West and Chester LA	1,056	49%	210	10%	198	9%	186	9%	183	8%	955	44%

CLIENT REVIEW DATA: BY AGENCY

CLIENTS WITH ASSESSMENT COMPLETED: (LAST QUARTER)

The number and percentage of individuals seen in the last quarter (2017-18 Q4) who have the stated assessment data item completed.

IMS	Agencies	Main Substance		Accommodation Status		Employment Status		Parental Status		Disability		Postcode	
		n	%	n	%	n	%	n	%	n	%	n	%
CHW30027	Aqua House, Chester	131	58%	49	22%	48	21%	46	20%	45	20%	65	29%
CHW30028	Unity House, Ellesmere Port	136	73%	20	11%	19	10%	16	9%	18	10%	108	58%
CHW30045	Old Council House, Northwich	112	83%	28	21%	31	23%	28	21%	24	18%	75	56%
CHW50016	Boots - Foregate St, Chester	-	-	-	-	-	-	-	-	-	-	-	-
CHW50258	Pondas Chemist, Winsford	-	-	-	-	-	-	-	-	-	-	8	73%
CHW50377	Swettenham Chemist - Blacon	-	-	-	-	-	-	-	-	-	-	29	49%
CHW50462	Well (228547) - Northwich	-	-	-	-	-	-	-	-	-	-	-	-
CHW50628	Lloyds - Weaverham, Northwich	-	-	-	-	-	-	-	-	-	-	5	63%
CHW50801	Lloyds - Old Chester Rd, Ellesmere	-	-	-	-	-	-	-	-	-	-	5	83%
CHW50833	Well (228520) - Fountains Health	-	-	-	-	-	-	-	-	-	-	***	50%
CHW50875	Lloyds - Middlewich Road, Northwich	-	-	-	-	-	-	-	-	-	-	***	100%
CHW50879	Lloyds - Sainsburys Northwich	-	-	-	-	-	-	-	-	-	-	17	100%
CHW53023	L Rowland & Co (Retail) Ltd - Ellesmere	-	-	-	-	-	-	-	-	-	-	-	-
CHW53043	Superdrug - Northgate St, Chester	-	-	-	-	-	-	-	-	-	-	***	1%
CHW53064	Well (228534) - Ellesmere Port	-	-	-	-	-	-	-	-	-	-	-	-
CHW59169	Owen's Pharmacy Saltney	-	-	-	-	-	-	-	-	-	-	-	-
CHW59170	Westminster Park, T/A Salrook He	-	-	-	-	-	-	-	-	-	-	-	-
CHW10087	Beat Initiative Team, Chester LPU	-	-	-	-	-	-	-	-	-	-	-	-
CHW10088	Foundation Enterprises NW	-	-	-	-	-	-	-	-	-	-	-	-
CHW10089	Adult Mental Health Team, Chester	-	-	-	-	-	-	-	-	-	-	-	-
		-	-	-	-	-	-	-	-	-	-	-	-
		-	-	-	-	-	-	-	-	-	-	-	-
		-	-	-	-	-	-	-	-	-	-	-	-
		-	-	-	-	-	-	-	-	-	-	-	-
		-	-	-	-	-	-	-	-	-	-	-	-
		-	-	-	-	-	-	-	-	-	-	-	-
		-	-	-	-	-	-	-	-	-	-	-	-
		-	-	-	-	-	-	-	-	-	-	-	-
		-	-	-	-	-	-	-	-	-	-	-	-
		-	-	-	-	-	-	-	-	-	-	-	-
		-	-	-	-	-	-	-	-	-	-	-	-
		-	-	-	-	-	-	-	-	-	-	-	-
		-	-	-	-	-	-	-	-	-	-	-	-
		-	-	-	-	-	-	-	-	-	-	-	-
		-	-	-	-	-	-	-	-	-	-	-	-
		-	-	-	-	-	-	-	-	-	-	-	-
CHW	Cheshire West and Chester LA	364	48%	97	13%	98	13%	90	12%	87	11%	290	38%

Clients seen: a count of unique clients who have any one of the following activities recorded within the stated period – brief intervention, onward referral, wellbeing review, syringe exchange transaction, syringe return transaction.

Activity summary: a count of each activity recorded quarterly and for the last year (12 months).

Clients with assessment: the number and percentage of clients seen within the stated period who have ever had an assessment completed.

Assessment data items: the number and percentage of clients seen within the stated period who have ever had the specified data item recorded, this excludes any 'Not Known' responses.

Client and Activity Counts: Red less than ½ quarterly average, Green greater than 1½ times the quarterly average for the agency.

Returns rate: Red below 20% Green over 70%

Data items: Red below 40% Amber between 40 – 70% Green over 70%

The figures shown for Year /12 months are for the last 4 quarters, rather than the current year to date, this is to allow comparison of yearly figures between different reporting periods.

Report prepared by the PHI Monitoring Team,
Public Health Institute, Liverpool John Moores University,
Henry Cotton Building, 15-21 Webster Street, Liverpool,
L3 2ET. Tel: (0151) 231 4314.
<http://ims.ljmu.ac.uk/info>
www.twitter.com/phi_ims

