

**INTRODUCTION:**


Issue: 3 Updated: 31/07/2018

This activity & data quality report is designed to accompany the quarterly IMS monitoring report. The information in this report is shown for each service and as a total for the local authority area. The sections of this report show both the consistency in the number of clients and volume of activity that is entered into IMS each quarter, and the number and data quality of assessments that are completed for the clients that are seen.

If you have any questions about your data, need help or more information please do contact us <https://ims.ljmu.ac.uk/contact>

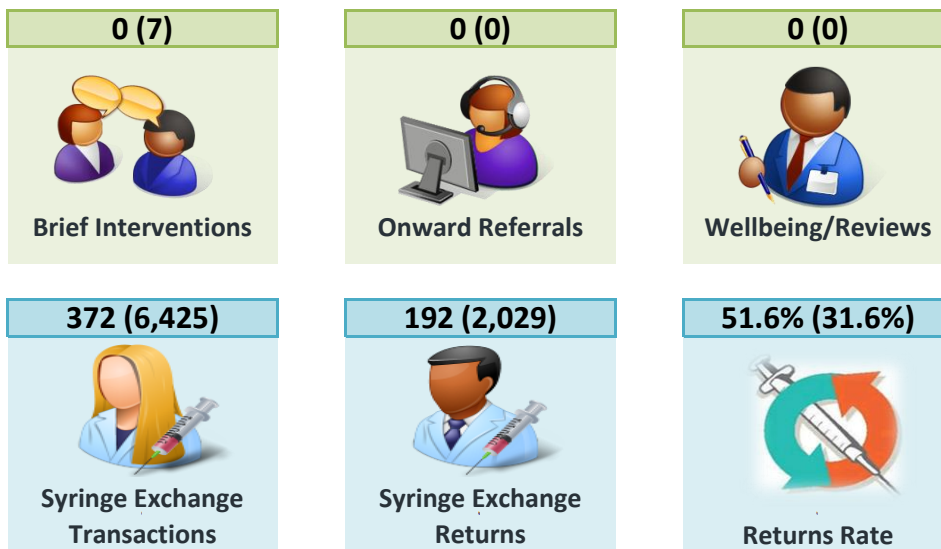
<b>Contents</b>			
Count of individuals	p.2	Clients with assessment	p.5
Count of activity recorded	p.3	Assessment data items	p.6
		Data notes & methodology	p.8

**TOTAL CLIENTS SEEN: CHESHIRE EAST**



\* Summary figures where shown in brackets are for a full year / 12 month period

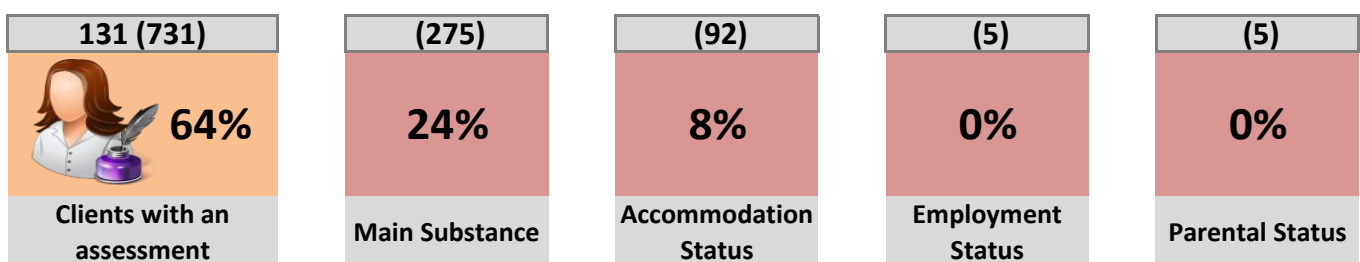
**ACTIVITY RECORDED: CHESHIRE EAST**



In the most recent quarter brief interventions were delivered to 196 clients in the Cheshire East local authority area. This equates to an average of 0.0 interventions per person.

There were 192 equipment returns recorded during 2017-18 Q4 a ratio of 1 return to every 1.9 syringe exchange visits, (or 51.6% of visits).

**ASSESSMENT DATA ITEMS: IMS DATA QUALITY REPORT**

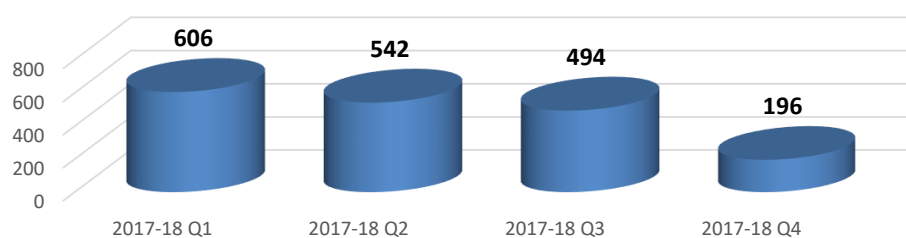


## CLIENTS SUMMARY: BY AGENCY

### NUMBER OF INDIVIDUALS RECORDED QUARTERLY:

The number of individuals reported by each agency quarterly, and the total number of individuals seen over the last four quarters (rolling 12 months). The local authority figures are the total unique individuals.

IMS	Agencies	2017-18 Q1	2017-18 Q2	2017-18 Q3	2017-18 Q4	Full Year (rolling 12 mths)
CHE30029	Catherine House, Crewe	187	186	158	149	465
CHE30030	Barnabas Centre, Macclesfield	54	7	11	0	63
CHE50022	Boots - Nantwich	***	***	0	0	6
CHE50175	Clear Pharmacy - Crewe	86	79	84	0	134
CHE50340	Andrews Pharmacy - Macclesfield	9	7	10	0	18
CHE50632	Rowlands - Middlewich	14	20	14	19	29
CHE50803	Boots - Sandbach	9	11	11	0	25
CHE50805	Mannings Chemist, Knutsford	5	9	6	0	13
CHE50816	Well (224193) - Park Lane, Maccle	32	44	21	0	70
CHE50819	Well (224537) - Handforth	0	0	0	0	0
CHE50822	Well (223032) - Sunderland St, Macclesf	75	72	65	0	127
CHE50840	Assan Pharmacy Ltd T/A Cohens Chemist	82	70	76	0	121
CHE50849	The Weston Pharmacy (R H Swinn Ltd)	9	14	14	0	25
CHE50874	Lloyds - Lawton Road, Stoke	29	22	24	0	41
CHE50876	Lloyds - Wilmslow	0	0	0	0	0
CHE50877	Lloyds - Charlotte St, Macclesfield	0	0	0	0	0
CHE50878	Lloyds - Congleton	58	53	45	0	100
CHE50883	AJ Hodgson T/A London Road pharmacy	16	13	15	0	24
CHE56610	Boots - Grand Junction, Crewe	18	22	13	30	61
CHE57006	Salus Pharmacy - Congleton	16	15	11	0	30
		-	-	-	-	-
		-	-	-	-	-
		-	-	-	-	-
		-	-	-	-	-
		-	-	-	-	-
		-	-	-	-	-
		-	-	-	-	-
		-	-	-	-	-
		-	-	-	-	-
		-	-	-	-	-
		-	-	-	-	-
		-	-	-	-	-
		-	-	-	-	-
CHE	Cheshire East Local Authority	606	542	494	196	1,150



Number of individuals recorded by services in the Cheshire East Local Authority area during the last four quarterly periods.

## ACTIVITY SUMMARY: BY AGENCY

Total activity by type delivered by each agency quarterly and as a total for the full year (rolling 12 month period).

IMS	Brief Interventions					Onward Referrals					Wellbeing/Reviews				
	2017-18 Q1	2017-18 Q2	2017-18 Q3	2017-18 Q4	Year (12 mths)	2017-18 Q1	2017-18 Q2	2017-18 Q3	2017-18 Q4	Year (12 mths)	2017-18 Q1	2017-18 Q2	2017-18 Q3	2017-18 Q4	Year (12 mths)
CHE30029	0	0	0	0	0	0	0	0	0	0	0	0	0	0	0
CHE30030	0	***	5	0	7	0	0	0	0	0	0	0	0	0	0
CHE50022	0	0	0	0	0	0	0	0	0	0	0	0	0	0	0
CHE50175	0	0	0	0	0	0	0	0	0	0	0	0	0	0	0
CHE50340	0	0	0	0	0	0	0	0	0	0	0	0	0	0	0
CHE50632	0	0	0	0	0	0	0	0	0	0	0	0	0	0	0
CHE50803	0	0	0	0	0	0	0	0	0	0	0	0	0	0	0
CHE50805	0	0	0	0	0	0	0	0	0	0	0	0	0	0	0
CHE50816	0	0	0	0	0	0	0	0	0	0	0	0	0	0	0
CHE50819	0	0	0	0	0	0	0	0	0	0	0	0	0	0	0
CHE50822	0	0	0	0	0	0	0	0	0	0	0	0	0	0	0
CHE50840	0	0	0	0	0	0	0	0	0	0	0	0	0	0	0
CHE50849	0	0	0	0	0	0	0	0	0	0	0	0	0	0	0
CHE50874	0	0	0	0	0	0	0	0	0	0	0	0	0	0	0
CHE50876	0	0	0	0	0	0	0	0	0	0	0	0	0	0	0
CHE50877	0	0	0	0	0	0	0	0	0	0	0	0	0	0	0
CHE50878	0	0	0	0	0	0	0	0	0	0	0	0	0	0	0
CHE50883	0	0	0	0	0	0	0	0	0	0	0	0	0	0	0
CHE56610	0	0	0	0	0	0	0	0	0	0	0	0	0	0	0
CHE57006	0	0	0	0	0	0	0	0	0	0	0	0	0	0	0
	-	-	-	-	-	-	-	-	-	-	-	-	-	-	-
	-	-	-	-	-	-	-	-	-	-	-	-	-	-	-
	-	-	-	-	-	-	-	-	-	-	-	-	-	-	-
	-	-	-	-	-	-	-	-	-	-	-	-	-	-	-
	-	-	-	-	-	-	-	-	-	-	-	-	-	-	-
	-	-	-	-	-	-	-	-	-	-	-	-	-	-	-
	-	-	-	-	-	-	-	-	-	-	-	-	-	-	-
	-	-	-	-	-	-	-	-	-	-	-	-	-	-	-
	-	-	-	-	-	-	-	-	-	-	-	-	-	-	-
	-	-	-	-	-	-	-	-	-	-	-	-	-	-	-
	-	-	-	-	-	-	-	-	-	-	-	-	-	-	-
	-	-	-	-	-	-	-	-	-	-	-	-	-	-	-
	-	-	-	-	-	-	-	-	-	-	-	-	-	-	-
	-	-	-	-	-	-	-	-	-	-	-	-	-	-	-
	-	-	-	-	-	-	-	-	-	-	-	-	-	-	-
CHE	0	***	5	0	7	0	0	0	0	0	0	0	0	0	0




**7** Number of brief interventions delivered to clients in the Cheshire East Local Authority area this year  
 That equates to an average of 0.01 interventions per person

**ACTIVITY SUMMARY: BY AGENCY**

Total activity by type delivered by each agency quarterly and as a total for the current year to date.

IMS	Syringe Exchange Transactions					Syringe Exchange Returns					Returns Rate				
	2017- 18 Q1	2017- 18 Q2	2017- 18 Q3	2017- 18 Q4	Year (12 mths)	2017- 18 Q1	2017- 18 Q2	2017- 18 Q3	2017- 18 Q4	Year (12 mths)	2017- 18 Q1	2017- 18 Q2	2017- 18 Q3	2017- 18 Q4	Year (12 mths)
CHE30029	265	265	224	186	940	82	57	66	84	289	31%	22%	29%	45%	31%
CHE30030	71	7	11	0	89	***	***	***	0	8	4%	29%	27%	-	9%
CHE50022	***	5	0	0	7	0	***	0	0	***	0%	60%	-	-	43%
CHE50175	157	117	129	0	403	69	51	51	0	171	44%	44%	40%	-	42%
CHE50340	73	70	53	0	196	13	22	18	0	53	18%	31%	34%	-	27%
CHE50632	89	126	49	123	387	63	77	42	106	288	71%	61%	86%	86%	74%
CHE50803	26	20	16	0	62	5	7	5	0	17	19%	35%	31%	-	27%
CHE50805	20	32	42	0	94	8	12	18	0	38	40%	38%	43%	-	40%
CHE50816	91	103	51	0	245	29	15	15	0	59	32%	15%	29%	-	24%
CHE50819	0	0	0	0	0	0	0	0	0	0	-	-	-	-	-
CHE50822	372	394	321	0	1,087	11	11	8	0	30	3%	3%	2%	-	3%
CHE50840	430	433	365	0	1,228	227	215	171	0	613	53%	50%	47%	-	50%
CHE50849	67	60	75	0	202	16	17	19	0	52	24%	28%	25%	-	26%
CHE50874	188	208	203	0	599	51	52	22	0	125	27%	25%	11%	-	21%
CHE50876	0	0	0	0	0	0	0	0	0	0	-	-	-	-	-
CHE50877	0	0	0	0	0	0	0	0	0	0	-	-	-	-	-
CHE50878	96	94	75	0	265	32	35	22	0	89	33%	37%	29%	-	34%
CHE50883	97	97	101	0	295	17	23	23	0	63	18%	24%	23%	-	21%
CHE56610	41	51	24	63	179	7	8	***	***	21	17%	16%	17%	3%	12%
CHE57006	48	51	48	0	147	40	37	33	0	110	83%	73%	69%	-	75%
	-	-	-	-	-	-	-	-	-	-	-	-	-	-	-
	-	-	-	-	-	-	-	-	-	-	-	-	-	-	-
	-	-	-	-	-	-	-	-	-	-	-	-	-	-	-
	-	-	-	-	-	-	-	-	-	-	-	-	-	-	-
	-	-	-	-	-	-	-	-	-	-	-	-	-	-	-
	-	-	-	-	-	-	-	-	-	-	-	-	-	-	-
	-	-	-	-	-	-	-	-	-	-	-	-	-	-	-
	-	-	-	-	-	-	-	-	-	-	-	-	-	-	-
	-	-	-	-	-	-	-	-	-	-	-	-	-	-	-
	-	-	-	-	-	-	-	-	-	-	-	-	-	-	-
	-	-	-	-	-	-	-	-	-	-	-	-	-	-	-
	-	-	-	-	-	-	-	-	-	-	-	-	-	-	-
	-	-	-	-	-	-	-	-	-	-	-	-	-	-	-
	-	-	-	-	-	-	-	-	-	-	-	-	-	-	-
	-	-	-	-	-	-	-	-	-	-	-	-	-	-	-
	-	-	-	-	-	-	-	-	-	-	-	-	-	-	-
	-	-	-	-	-	-	-	-	-	-	-	-	-	-	-
	-	-	-	-	-	-	-	-	-	-	-	-	-	-	-
	-	-	-	-	-	-	-	-	-	-	-	-	-	-	-
	-	-	-	-	-	-	-	-	-	-	-	-	-	-	-
	-	-	-	-	-	-	-	-	-	-	-	-	-	-	-
	-	-	-	-	-	-	-	-	-	-	-	-	-	-	-
	-	-	-	-	-	-	-	-	-	-	-	-	-	-	-
CHE	2,133	2,133	1,787	372	6,425	673	644	520	192	2,029	32%	30%	29%	52%	32%



**Number of syringe exchange transactions by clients in the Cheshire East Local Authority area this year**

**There were 2,029 equipment returns recorded. A ratio of 1 return to every 3.2 syringe exchange visits.**

CLIENT REVIEW DATA: BY AGENCY

CLIENTS WITH ASSESSMENT COMPLETED:

The number and percentage of individuals who have any of the assessment data items completed, shown for each of the last four quarters and for the full year (rolling 12 month period).

IMS	Agencies	2017-18 Q1		2017-18 Q2		2017-18 Q3		2017-18 Q4		Full Year (rolling 12 mths)	
		n	%	n	%	n	%	n	%	n	%
CHE30029	Catherine House, Crewe	124	66%	110	59%	113	72%	100	67%	261	56%
CHE30030	Barnabas Centre, Macclesfield	13	24%	***	29%	***	36%	0	-	14	22%
CHE50022	Boots - Nantwich	***	100%	***	100%	0	-	0	-	6	100%
CHE50175	Clear Pharmacy - Crewe	36	42%	44	56%	33	39%	0	-	55	41%
CHE50340	Andrews Pharmacy - Macclesfield	9	100%	7	100%	9	90%	0	-	17	94%
CHE50632	Rowlands - Middlewich	12	86%	11	55%	10	71%	14	74%	18	62%
CHE50803	Boots - Sandbach	***	11%	***	36%	***	36%	0	-	8	32%
CHE50805	Mannings Chemist, Knutsford	***	20%	***	11%	***	33%	0	-	***	15%
CHE50816	Well (224193) - Park Lane, Maccle	32	100%	27	61%	20	95%	0	-	52	74%
CHE50819	Well (224537) - Handforth	0	-	0	-	0	-	0	-	0	-
CHE50822	Well (223032) - Sunderland St, Macclesf	71	95%	69	96%	62	95%	0	-	120	94%
CHE50840	Assan Pharmacy Ltd T/A Cohens Chemist	64	78%	52	74%	51	67%	0	-	85	70%
CHE50849	The Weston Pharmacy (R H Swinn Ltd)	6	67%	10	71%	11	79%	0	-	18	72%
CHE50874	Lloyds - Lawton Road, Stoke	20	69%	15	68%	18	75%	0	-	29	71%
CHE50876	Lloyds - Wilmslow	0	-	0	-	0	-	0	-	0	-
CHE50877	Lloyds - Charlotte St, Macclesfield	0	-	0	-	0	-	0	-	0	-
CHE50878	Lloyds - Congleton	58	100%	53	100%	45	100%	0	-	100	100%
CHE50883	AJ Hodgson T/A London Road pharmacy	11	69%	10	77%	13	87%	0	-	16	67%
CHE56610	Boots - Grand Junction, Crewe	16	89%	20	91%	11	85%	19	63%	45	74%
CHE57006	Salus Pharmacy - Congleton	0	-	0	-	0	-	0	-	0	-
		-	-	-	-	-	-	-	-	-	-
		-	-	-	-	-	-	-	-	-	-
		-	-	-	-	-	-	-	-	-	-
		-	-	-	-	-	-	-	-	-	-
		-	-	-	-	-	-	-	-	-	-
		-	-	-	-	-	-	-	-	-	-
		-	-	-	-	-	-	-	-	-	-
		-	-	-	-	-	-	-	-	-	-
		-	-	-	-	-	-	-	-	-	-
		-	-	-	-	-	-	-	-	-	-
		-	-	-	-	-	-	-	-	-	-
		-	-	-	-	-	-	-	-	-	-
		-	-	-	-	-	-	-	-	-	-
		-	-	-	-	-	-	-	-	-	-
		-	-	-	-	-	-	-	-	-	-
CHE	Cheshire East Local Authority	411	68%	376	69%	348	70%	131	67%	731	64%

**CLIENT REVIEW DATA: BY AGENCY**

**CLIENTS WITH ASSESSMENT COMPLETED: (FULL YEAR)**

The number and percentage of individuals who have the stated assessment data item completed, shown for the full year (rolling 12 month period).

IMS	Agencies	Main Substance		Accommodation Status		Employment Status		Parental Status		Disability		Postcode	
		n	%	n	%	n	%	n	%	n	%	n	%
CHE30029	Catherine House, Crewe	261	56%	89	19%	***	1%	***	1%	23	5%	216	46%
CHE30030	Barnabas Centre, Macclesfield	14	22%	***	5%	***	2%	***	2%	***	2%	6	10%
CHE50022	Boots - Nantwich	-	-	-	-	-	-	-	-	-	-	6	100%
CHE50175	Clear Pharmacy - Crewe	-	-	-	-	-	-	-	-	-	-	55	41%
CHE50340	Andrews Pharmacy - Macclesfield	-	-	-	-	-	-	-	-	-	-	17	94%
CHE50632	Rowlands - Middlewich	-	-	-	-	-	-	-	-	-	-	18	62%
CHE50803	Boots - Sandbach	-	-	-	-	-	-	-	-	-	-	8	32%
CHE50805	Mannings Chemist, Knutsford	-	-	-	-	-	-	-	-	-	-	***	15%
CHE50816	Well (224193) - Park Lane, Maccle	-	-	-	-	-	-	-	-	-	-	52	74%
CHE50819	Well (224537) - Handforth	-	-	-	-	-	-	-	-	-	-	-	-
CHE50822	Well (223032) - Sunderland St, Macclesf	-	-	-	-	-	-	-	-	-	-	120	94%
CHE50840	Assan Pharmacy Ltd T/A Cohens Chemist	-	-	-	-	-	-	-	-	-	-	85	70%
CHE50849	The Weston Pharmacy (R H Swinn Ltd)	-	-	-	-	-	-	-	-	-	-	18	72%
CHE50874	Lloyds - Lawton Road, Stoke	-	-	-	-	-	-	-	-	-	-	29	71%
CHE50876	Lloyds - Wilmslow	-	-	-	-	-	-	-	-	-	-	-	-
CHE50877	Lloyds - Charlotte St, Macclesfield	-	-	-	-	-	-	-	-	-	-	-	-
CHE50878	Lloyds - Congleton	-	-	-	-	-	-	-	-	-	-	100	100%
CHE50883	AJ Hodgson T/A London Road pharmacy	-	-	-	-	-	-	-	-	-	-	16	67%
CHE56610	Boots - Grand Junction, Crewe	-	-	-	-	-	-	-	-	-	-	45	74%
CHE57006	Salus Pharmacy - Congleton	-	-	-	-	-	-	-	-	-	-	-	-
		-	-	-	-	-	-	-	-	-	-	-	-
		-	-	-	-	-	-	-	-	-	-	-	-
		-	-	-	-	-	-	-	-	-	-	-	-
		-	-	-	-	-	-	-	-	-	-	-	-
		-	-	-	-	-	-	-	-	-	-	-	-
		-	-	-	-	-	-	-	-	-	-	-	-
		-	-	-	-	-	-	-	-	-	-	-	-
		-	-	-	-	-	-	-	-	-	-	-	-
		-	-	-	-	-	-	-	-	-	-	-	-
		-	-	-	-	-	-	-	-	-	-	-	-
		-	-	-	-	-	-	-	-	-	-	-	-
		-	-	-	-	-	-	-	-	-	-	-	-
		-	-	-	-	-	-	-	-	-	-	-	-
		-	-	-	-	-	-	-	-	-	-	-	-
		-	-	-	-	-	-	-	-	-	-	-	-
CHE	Cheshire East Local Authority	275	24%	92	8%	5	0%	5	0%	24	2%	684	59%

CLIENT REVIEW DATA: BY AGENCY

CLIENTS WITH ASSESSMENT COMPLETED: (LAST QUARTER)

The number and percentage of individuals seen in the last quarter (2017-18 Q4) who have the stated assessment data item completed.

IMS	Agencies	Main Substance		Accommodation Status		Employment Status		Parental Status		Disability		Postcode	
		n	%	n	%	n	%	n	%	n	%	n	%
CHE30029	Catherine House, Crewe	100	67%	31	21%	***	3%	***	3%	10	7%	88	59%
CHE30030	Barnabas Centre, Macclesfield	-	-	-	-	-	-	-	-	-	-	-	-
CHE50022	Boots - Nantwich	-	-	-	-	-	-	-	-	-	-	-	-
CHE50175	Clear Pharmacy - Crewe	-	-	-	-	-	-	-	-	-	-	-	-
CHE50340	Andrews Pharmacy - Macclesfield	-	-	-	-	-	-	-	-	-	-	-	-
CHE50632	Rowlands - Middlewich	-	-	-	-	-	-	-	-	-	-	14	74%
CHE50803	Boots - Sandbach	-	-	-	-	-	-	-	-	-	-	-	-
CHE50805	Mannings Chemist, Knutsford	-	-	-	-	-	-	-	-	-	-	-	-
CHE50816	Well (224193) - Park Lane, Maccle	-	-	-	-	-	-	-	-	-	-	-	-
CHE50819	Well (224537) - Handforth	-	-	-	-	-	-	-	-	-	-	-	-
CHE50822	Well (223032) - Sunderland St, Macclesf	-	-	-	-	-	-	-	-	-	-	-	-
CHE50840	Assan Pharmacy Ltd T/A Cohens Chemist	-	-	-	-	-	-	-	-	-	-	-	-
CHE50849	The Weston Pharmacy (R H Swinn Ltd)	-	-	-	-	-	-	-	-	-	-	-	-
CHE50874	Lloyds - Lawton Road, Stoke	-	-	-	-	-	-	-	-	-	-	-	-
CHE50876	Lloyds - Wilmslow	-	-	-	-	-	-	-	-	-	-	-	-
CHE50877	Lloyds - Charlotte St, Macclesfield	-	-	-	-	-	-	-	-	-	-	-	-
CHE50878	Lloyds - Congleton	-	-	-	-	-	-	-	-	-	-	-	-
CHE50883	AJ Hodgson T/A London Road pharmacy	-	-	-	-	-	-	-	-	-	-	-	-
CHE56610	Boots - Grand Junction, Crewe	-	-	-	-	-	-	-	-	-	-	19	63%
CHE57006	Salus Pharmacy - Congleton	-	-	-	-	-	-	-	-	-	-	-	-
		-	-	-	-	-	-	-	-	-	-	-	-
		-	-	-	-	-	-	-	-	-	-	-	-
		-	-	-	-	-	-	-	-	-	-	-	-
		-	-	-	-	-	-	-	-	-	-	-	-
		-	-	-	-	-	-	-	-	-	-	-	-
		-	-	-	-	-	-	-	-	-	-	-	-
		-	-	-	-	-	-	-	-	-	-	-	-
		-	-	-	-	-	-	-	-	-	-	-	-
		-	-	-	-	-	-	-	-	-	-	-	-
		-	-	-	-	-	-	-	-	-	-	-	-
		-	-	-	-	-	-	-	-	-	-	-	-
		-	-	-	-	-	-	-	-	-	-	-	-
		-	-	-	-	-	-	-	-	-	-	-	-
		-	-	-	-	-	-	-	-	-	-	-	-
		-	-	-	-	-	-	-	-	-	-	-	-
CHE	Cheshire East Local Authority	100	51%	31	16%	***	2%	***	2%	10	5%	119	61%

Clients seen: a count of unique clients who have any one of the following activities recorded within the stated period – brief intervention, onward referral, wellbeing review, syringe exchange transaction, syringe return transaction.

Activity summary: a count of each activity recorded quarterly and for the last year (12 months).

Clients with assessment: the number and percentage of clients seen within the stated period who have ever had an assessment completed.

Assessment data items: the number and percentage of clients seen within the stated period who have ever had the specified data item recorded, this excludes any 'Not Known' responses.

Client and Activity Counts: Red less than ½ quarterly average, Green greater than 1½ times the quarterly average for the agency.

Returns rate: Red below 20% Green over 70%

Data items: Red below 40% Amber between 40 – 70% Green over 70%

The figures shown for Year /12 months are for the last 4 quarters, rather than the current year to date, this is to allow comparison of yearly figures between different reporting periods.

Report prepared by the PHI Monitoring Team,  
Public Health Institute, Liverpool John Moores University,  
Henry Cotton Building, 15-21 Webster Street, Liverpool,  
L3 2ET. Tel: (0151) 231 4314.  
<http://ims.ljmu.ac.uk/info>  
[www.twitter.com/phi\\_ims](http://www.twitter.com/phi_ims)

