

INTRODUCTION:


Issue: 1 Updated: 23/01/2018

This activity & data quality report is designed to accompany the quarterly IMS monitoring report. The information in this report is shown for each service and as a total for the local authority area. The sections of this report show both the consistency in the number of clients and volume of activity that is entered into IMS each quarter, and the number and data quality of assessments that are completed for the clients that are seen.

If you have any questions about your data, need help or more information please do contact us <https://ims.ljmu.ac.uk/contact>

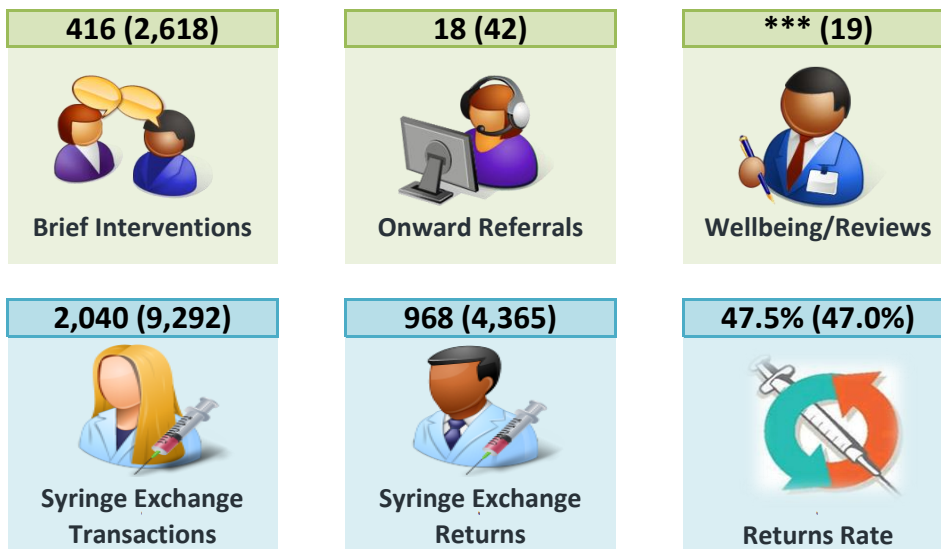
Contents			
Count of individuals	p.2	Clients with assessment	p.5
Count of activity recorded	p.3	Assessment data items	p.6
		Data notes & methodology	p.8

TOTAL CLIENTS SEEN: WIRRAL



* Summary figures where shown in brackets are for a full year / 12 month period

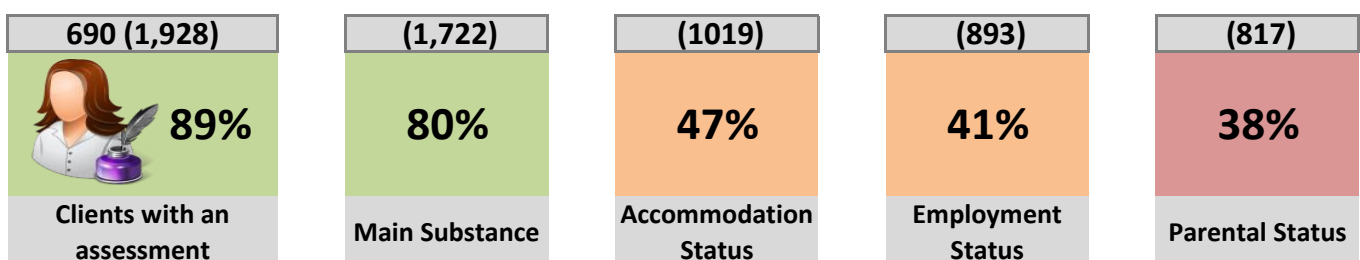
ACTIVITY RECORDED: WIRRAL



In the most recent quarter 416 brief interventions were delivered to 757 clients in the Wirral local authority area. This equates to an average of 0.55 interventions per person.

There were 968 equipment returns recorded during 2017-18 Q3 a ratio of 1 return to every 2.1 syringe exchange visits, (or 47.5% of visits).

ASSESSMENT DATA ITEMS: IMS DATA QUALITY REPORT

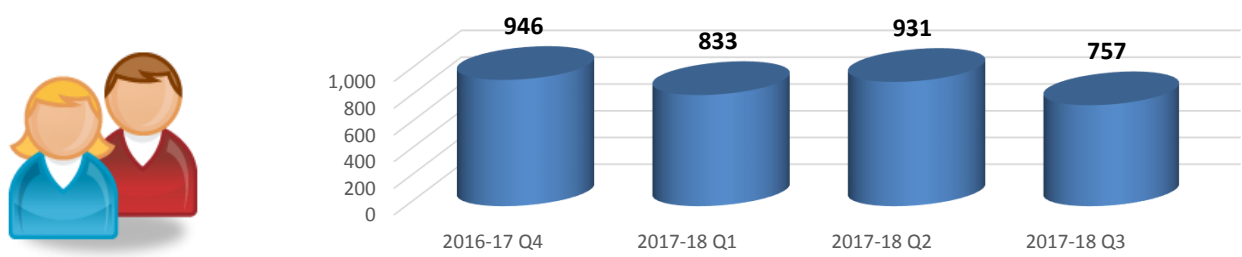


CLIENTS SUMMARY: BY AGENCY

NUMBER OF INDIVIDUALS RECORDED QUARTERLY:

The number of individuals reported by each agency quarterly, and the total number of individuals seen over the last four quarters (rolling 12 months). The local authority figures are the total unique individuals.

IMS	Agencies	2016-17 Q4	2017-18 Q1	2017-18 Q2	2017-18 Q3	Full Year (rolling 12 mths)
WIR10019	Response, Wirral	29	23	19	25	78
WIR10086	Wirral Military Community Services	0	***	114	26	135
WIR20059	Wirral CGL - NPS	0	0	0	0	0
WIR10059	Wirral Integrated Recovery Service	28	9	18	7	52
WIR30057	Birkenhead SES, Wirral - CGL	507	437	431	355	1,104
WIR30058	Moreton SES, Wirral - CGL	38	39	52	37	107
WIR30067	Wallasey SES, Wirral - CGL	43	39	42	51	137
WIR50076	Rowlands (Branch: 1368) - Market St	52	35	51	22	92
WIR50077	Lee's Pharmacy - Wood Church	7	8	5	7	15
WIR50079	Rowlands (Branch: 1284) - Moreton	11	9	6	9	24
WIR50080	Old Chester Pharmacy, Rockferry	33	28	29	34	66
WIR50087	Wilson's Chemist, West Kirby	***	***	0	0	***
WIR50088	Boots (Branch: 5169 - Rockferry)	21	28	33	24	66
WIR50090	Victoria Pharmacy, New Brighton	13	21	14	13	36
WIR50097	Egremont Pharmacy, Wallasey	29	22	9	5	45
WIR50105	Lloyds - (Branch: 6705) Arrowe Park	9	10	12	11	25
WIR50106	Boots (Branch: 5989 - Bidston)	27	25	15	8	44
WIR50108	Wyn Ellis and Son, Poulton Rd, Wallasey	28	20	15	26	48
WIR50135	Cloughton Pharmacy, Park Rd Nth, Birkenhead	29	27	24	31	57
WIR50153	MedicX Pharmacy, St Caths, Tranmere	138	148	136	133	316
		-	-	-	-	-
		-	-	-	-	-
		-	-	-	-	-
		-	-	-	-	-
		-	-	-	-	-
		-	-	-	-	-
		-	-	-	-	-
		-	-	-	-	-
		-	-	-	-	-
		-	-	-	-	-
		-	-	-	-	-
		-	-	-	-	-
		-	-	-	-	-
		-	-	-	-	-
		-	-	-	-	-
WIR	Wirral Local Authority	946	833	931	757	2,160



Number of individuals recorded by services in the Wirral Local Authority area during the last four quarterly periods.

ACTIVITY SUMMARY: BY AGENCY

Total activity by type delivered by each agency quarterly and as a total for the full year (rolling 12 month period).

IMS	Brief Interventions					Onward Referrals					Wellbeing/Reviews				
	2016-17 Q4	2017-18 Q1	2017-18 Q2	2017-18 Q3	Year (12 mths)	2016-17 Q4	2017-18 Q1	2017-18 Q2	2017-18 Q3	Year (12 mths)	2016-17 Q4	2017-18 Q1	2017-18 Q2	2017-18 Q3	Year (12 mths)
WIR10019	103	51	37	86	277	0	0	0	0	0	0	0	0	0	0
WIR10086	0	7	143	28	178	0	0	12	15	27	0	0	***	0	***
WIR20059	0	0	0	0	0	0	0	0	0	0	0	0	0	0	0
WIR10059	29	10	18	7	64	0	0	0	0	0	7	***	6	***	18
WIR30057	958	442	291	221	1,912	7	***	***	***	14	0	0	0	0	0
WIR30058	0	10	29	17	56	0	0	0	0	0	0	0	0	0	0
WIR30067	12	27	35	57	131	***	0	0	0	***	0	0	0	0	0
WIR50076	0	0	0	0	0	0	0	0	0	0	0	0	0	0	0
WIR50077	0	0	0	0	0	0	0	0	0	0	0	0	0	0	0
WIR50079	0	0	0	0	0	0	0	0	0	0	0	0	0	0	0
WIR50080	0	0	0	0	0	0	0	0	0	0	0	0	0	0	0
WIR50087	0	0	0	0	0	0	0	0	0	0	0	0	0	0	0
WIR50088	0	0	0	0	0	0	0	0	0	0	0	0	0	0	0
WIR50090	0	0	0	0	0	0	0	0	0	0	0	0	0	0	0
WIR50097	0	0	0	0	0	0	0	0	0	0	0	0	0	0	0
WIR50105	0	0	0	0	0	0	0	0	0	0	0	0	0	0	0
WIR50106	0	0	0	0	0	0	0	0	0	0	0	0	0	0	0
WIR50108	0	0	0	0	0	0	0	0	0	0	0	0	0	0	0
WIR50135	0	0	0	0	0	0	0	0	0	0	0	0	0	0	0
WIR50153	0	0	0	0	0	0	0	0	0	0	0	0	0	0	0
	-	-	-	-	-	-	-	-	-	-	-	-	-	-	-
	-	-	-	-	-	-	-	-	-	-	-	-	-	-	-
	-	-	-	-	-	-	-	-	-	-	-	-	-	-	-
	-	-	-	-	-	-	-	-	-	-	-	-	-	-	-
	-	-	-	-	-	-	-	-	-	-	-	-	-	-	-
	-	-	-	-	-	-	-	-	-	-	-	-	-	-	-
	-	-	-	-	-	-	-	-	-	-	-	-	-	-	-
	-	-	-	-	-	-	-	-	-	-	-	-	-	-	-
	-	-	-	-	-	-	-	-	-	-	-	-	-	-	-
	-	-	-	-	-	-	-	-	-	-	-	-	-	-	-
	-	-	-	-	-	-	-	-	-	-	-	-	-	-	-
	-	-	-	-	-	-	-	-	-	-	-	-	-	-	-
	-	-	-	-	-	-	-	-	-	-	-	-	-	-	-
	-	-	-	-	-	-	-	-	-	-	-	-	-	-	-
	-	-	-	-	-	-	-	-	-	-	-	-	-	-	-
WIR	1,102	547	553	416	2,618	8	***	14	18	42	7	***	7	***	19




2,618

Number of brief interventions delivered to clients in the Wirral Local Authority area this year
That equates to an average of 1.21 interventions per person

ACTIVITY SUMMARY: BY AGENCY

Total activity by type delivered by each agency quarterly and as a total for the current year to date.

IMS	Syringe Exchange Transactions					Syringe Exchange Returns					Returns Rate				
	2016-17 Q4	2017-18 Q1	2017-18 Q2	2017-18 Q3	Year (12 mths)	2016-17 Q4	2017-18 Q1	2017-18 Q2	2017-18 Q3	Year (12 mths)	2016-17 Q4	2017-18 Q1	2017-18 Q2	2017-18 Q3	Year (12 mths)
WIR10019	0	0	0	0	0	0	0	0	0	0	-	-	-	-	-
WIR10086	0	0	0	0	0	0	0	0	0	0	-	-	-	-	-
WIR20059	0	0	0	0	0	0	0	0	0	0	-	-	-	-	-
WIR10059	0	0	0	0	0	0	0	0	0	0	-	-	-	-	-
WIR30057	817	730	742	618	2,907	216	228	198	171	813	26%	31%	27%	28%	28%
WIR30058	48	64	72	49	233	13	30	14	14	71	27%	47%	19%	29%	30%
WIR30067	52	53	59	75	239	21	22	21	23	87	40%	42%	36%	31%	36%
WIR50076	271	135	197	66	669	77	66	79	25	247	28%	49%	40%	38%	37%
WIR50077	13	32	24	32	101	***	***	***	***	11	15%	9%	13%	9%	11%
WIR50079	19	11	10	16	56	5	***	8	11	28	26%	36%	80%	69%	50%
WIR50080	238	197	245	242	922	69	65	70	65	269	29%	33%	29%	27%	29%
WIR50087	26	8	0	0	34	6	***	0	0	10	23%	50%	-	-	29%
WIR50088	36	44	53	33	166	29	29	33	20	111	81%	66%	62%	61%	67%
WIR50090	40	94	83	74	291	19	49	38	37	143	48%	52%	46%	50%	49%
WIR50097	103	53	11	6	173	30	10	***	5	47	29%	19%	18%	83%	27%
WIR50105	43	40	66	66	215	31	28	40	50	149	72%	70%	61%	76%	69%
WIR50106	77	62	18	29	186	55	37	11	18	121	71%	60%	61%	62%	65%
WIR50108	207	158	149	104	618	176	143	139	87	545	85%	91%	93%	84%	88%
WIR50135	104	111	127	121	463	96	97	115	108	416	92%	87%	91%	89%	90%
WIR50153	428	571	511	509	2,019	280	358	328	331	1,297	65%	63%	64%	65%	64%
	-	-	-	-	-	-	-	-	-	-	-	-	-	-	-
	-	-	-	-	-	-	-	-	-	-	-	-	-	-	-
	-	-	-	-	-	-	-	-	-	-	-	-	-	-	-
	-	-	-	-	-	-	-	-	-	-	-	-	-	-	-
	-	-	-	-	-	-	-	-	-	-	-	-	-	-	-
	-	-	-	-	-	-	-	-	-	-	-	-	-	-	-
	-	-	-	-	-	-	-	-	-	-	-	-	-	-	-
	-	-	-	-	-	-	-	-	-	-	-	-	-	-	-
	-	-	-	-	-	-	-	-	-	-	-	-	-	-	-
	-	-	-	-	-	-	-	-	-	-	-	-	-	-	-
	-	-	-	-	-	-	-	-	-	-	-	-	-	-	-
	-	-	-	-	-	-	-	-	-	-	-	-	-	-	-
	-	-	-	-	-	-	-	-	-	-	-	-	-	-	-
WIR	2,522	2,363	2,367	2,040	9,292	1,125	1,173	1,099	968	4,365	45%	50%	46%	47%	47%



9,292

Number of syringe exchange transactions by clients in the Wirral Local Authority area this year

**There were 4,365 equipment returns were recorded
A ratio of 1 return to every 2.1 syringe exchange visits**

CLIENT REVIEW DATA: BY AGENCY

CLIENTS WITH ASSESSMENT COMPLETED:

The number and percentage of individuals who have any of the assessment data items completed, shown for each of the last four quarters and for the full year (rolling 12 month period).

IMS	Agencies	2016-17 Q4		2017-18 Q1		2017-18 Q2		2017-18 Q3		Full Year (rolling 12 mths)	
		n	%	n	%	n	%	n	%	n	%
WIR10019	Response, Wirral	29	100%	23	100%	19	100%	24	96%	77	99%
WIR10086	Wirral Military Community Services	0	-	0	-	0	-	0	-	0	-
WIR20059	Wirral CGL - NPS	0	-	0	-	0	-	0	-	0	-
WIR10059	Wirral Integrated Recovery Service	28	100%	9	100%	18	100%	7	100%	52	100%
WIR30057	Birkenhead SES, Wirral - CGL	505	100%	417	95%	390	90%	316	89%	1,013	92%
WIR30058	Moreton SES, Wirral - CGL	33	87%	35	90%	44	85%	37	100%	92	86%
WIR30067	Wallasey SES, Wirral - CGL	43	100%	39	100%	42	100%	48	94%	134	98%
WIR50076	Rowlands (Branch: 1368) - Market St	52	100%	35	100%	51	100%	22	100%	92	100%
WIR50077	Lee's Pharmacy - Wood Church	7	100%	8	100%	5	100%	7	100%	15	100%
WIR50079	Rowlands (Branch: 1284) - Moreton	11	100%	9	100%	6	100%	9	100%	24	100%
WIR50080	Old Chester Pharmacy, Rockferry	33	100%	28	100%	29	100%	34	100%	66	100%
WIR50087	Wilsons Chemist, West Kirby	***	100%	***	100%	0	-	0	-	***	100%
WIR50088	Boots (Branch: 5169 - Rockferry)	21	100%	28	100%	33	100%	24	100%	66	100%
WIR50090	Victoria Pharmacy, New Brighton	13	100%	21	100%	14	100%	13	100%	36	100%
WIR50097	Egremont Pharmacy, Wallasey	29	100%	22	100%	9	100%	5	100%	45	100%
WIR50105	Lloyds - (Branch: 6705) Arrowe Park	9	100%	10	100%	12	100%	11	100%	25	100%
WIR50106	Boots (Branch: 5989 - Bidston)	27	100%	25	100%	15	100%	8	100%	44	100%
WIR50108	Wyn Ellis and Son, Poulton Rd, Wallasey	28	100%	20	100%	15	100%	26	100%	48	100%
WIR50135	Cloughton Pharmacy, Park Rd Nth, Birken	29	100%	27	100%	24	100%	31	100%	57	100%
WIR50153	MedicX Pharmacy, St Caths, Tranmere	138	100%	148	100%	136	100%	133	100%	316	100%
		-	-	-	-	-	-	-	-	-	-
		-	-	-	-	-	-	-	-	-	-
		-	-	-	-	-	-	-	-	-	-
		-	-	-	-	-	-	-	-	-	-
		-	-	-	-	-	-	-	-	-	-
		-	-	-	-	-	-	-	-	-	-
		-	-	-	-	-	-	-	-	-	-
		-	-	-	-	-	-	-	-	-	-
		-	-	-	-	-	-	-	-	-	-
		-	-	-	-	-	-	-	-	-	-
		-	-	-	-	-	-	-	-	-	-
		-	-	-	-	-	-	-	-	-	-
		-	-	-	-	-	-	-	-	-	-
WIR	Wirral Local Authority	940	99%	808	97%	773	83%	690	91%	1,928	89%

CLIENT REVIEW DATA: BY AGENCY

CLIENTS WITH ASSESSMENT COMPLETED: (FULL YEAR)

The number and percentage of individuals who have the stated assessment data item completed, shown for the full year (rolling 12 month period).

IMS	Agencies	Main Substance		Accommodation Status		Employment Status		Parental Status		Disability		Postcode	
		n	%	n	%	n	%	n	%	n	%	n	%
WIR10019	Response, Wirral	77	99%	77	99%	75	96%	76	97%	59	76%	49	63%
WIR10086	Wirral Military Community Services	-	-	-	-	-	-	-	-	-	-	-	-
WIR20059	Wirral CGL - NPS	-	-	-	-	-	-	-	-	-	-	-	-
WIR10059	Wirral Integrated Recovery Service	51	98%	50	96%	49	94%	50	96%	***	4%	49	94%
WIR30057	Birkenhead SES, Wirral - CGL	1,011	92%	764	69%	663	60%	602	55%	654	59%	845	77%
WIR30058	Moreton SES, Wirral - CGL	92	86%	49	46%	25	23%	18	17%	21	20%	62	58%
WIR30067	Wallasey SES, Wirral - CGL	134	98%	97	71%	92	67%	78	57%	63	46%	113	82%
WIR50076	Rowlands (Branch: 1368) - Market St	82	89%	-	-	-	-	-	-	-	-	92	100%
WIR50077	Lee's Pharmacy - Wood Church	13	87%	-	-	-	-	-	-	-	-	15	100%
WIR50079	Rowlands (Branch: 1284) - Moreton	***	17%	-	-	-	-	-	-	-	-	24	100%
WIR50080	Old Chester Pharmacy, Rockferry	66	100%	-	-	-	-	-	-	-	-	66	100%
WIR50087	Wilson's Chemist, West Kirby	***	100%	-	-	-	-	-	-	-	-	***	100%
WIR50088	Boots (Branch: 5169 - Rockferry)	23	35%	-	-	-	-	-	-	-	-	66	100%
WIR50090	Victoria Pharmacy, New Brighton	17	47%	-	-	-	-	-	-	-	-	36	100%
WIR50097	Egremont Pharmacy, Wallasey	37	82%	-	-	-	-	-	-	-	-	45	100%
WIR50105	Lloyds - (Branch: 6705) Arrowe Park	21	84%	-	-	-	-	-	-	-	-	25	100%
WIR50106	Boots (Branch: 5989 - Bidston)	23	52%	-	-	-	-	-	-	-	-	44	100%
WIR50108	Wyn Ellis and Son, Poulton Rd, Wallasey	20	42%	-	-	-	-	-	-	-	-	48	100%
WIR50135	Cloughton Pharmacy, Park Rd Nth, Birken	42	74%	-	-	-	-	-	-	-	-	57	100%
WIR50153	MedicX Pharmacy, St Caths, Tranmere	191	60%	-	-	-	-	-	-	-	-	316	100%
		-	-	-	-	-	-	-	-	-	-	-	-
		-	-	-	-	-	-	-	-	-	-	-	-
		-	-	-	-	-	-	-	-	-	-	-	-
		-	-	-	-	-	-	-	-	-	-	-	-
		-	-	-	-	-	-	-	-	-	-	-	-
		-	-	-	-	-	-	-	-	-	-	-	-
		-	-	-	-	-	-	-	-	-	-	-	-
		-	-	-	-	-	-	-	-	-	-	-	-
		-	-	-	-	-	-	-	-	-	-	-	-
		-	-	-	-	-	-	-	-	-	-	-	-
		-	-	-	-	-	-	-	-	-	-	-	-
		-	-	-	-	-	-	-	-	-	-	-	-
		-	-	-	-	-	-	-	-	-	-	-	-
		-	-	-	-	-	-	-	-	-	-	-	-
WIR	Wirral Local Authority	1,722	80%	1,019	47%	893	41%	817	38%	794	37%	1,730	80%

CLIENT REVIEW DATA: BY AGENCY

CLIENTS WITH ASSESSMENT COMPLETED: (LAST QUARTER)

The number and percentage of individuals seen in the last quarter (2017-18 Q3) who have the stated assessment data item completed.

IMS	Agencies	Main Substance		Accommodation Status		Employment Status		Parental Status		Disability		Postcode	
		n	%	n	%	n	%	n	%	n	%	n	%
WIR10019	Response, Wirral	24	96%	24	96%	22	88%	23	92%	15	60%	12	48%
WIR10086	Wirral Military Community Services	-	-	-	-	-	-	-	-	-	-	-	-
WIR20059	Wirral CGL - NPS	-	-	-	-	-	-	-	-	-	-	-	-
WIR10059	Wirral Integrated Recovery Service	7	100%	7	100%	7	100%	7	100%	-	-	7	100%
WIR30057	Birkenhead SES, Wirral - CGL	316	89%	251	71%	213	60%	194	55%	211	59%	259	73%
WIR30058	Moreton SES, Wirral - CGL	37	100%	21	57%	11	30%	10	27%	11	30%	26	70%
WIR30067	Wallasey SES, Wirral - CGL	48	94%	18	35%	17	33%	13	25%	10	20%	35	69%
WIR50076	Rowlands (Branch: 1368) - Market St	20	91%	-	-	-	-	-	-	-	-	22	100%
WIR50077	Lee's Pharmacy - Wood Church	7	100%	-	-	-	-	-	-	-	-	7	100%
WIR50079	Rowlands (Branch: 1284) - Moreton	-	-	-	-	-	-	-	-	-	-	9	100%
WIR50080	Old Chester Pharmacy, Rockferry	34	100%	-	-	-	-	-	-	-	-	34	100%
WIR50087	Wilson's Chemist, West Kirby	-	-	-	-	-	-	-	-	-	-	-	-
WIR50088	Boots (Branch: 5169 - Rockferry)	12	50%	-	-	-	-	-	-	-	-	24	100%
WIR50090	Victoria Pharmacy, New Brighton	5	38%	-	-	-	-	-	-	-	-	13	100%
WIR50097	Egremont Pharmacy, Wallasey	5	100%	-	-	-	-	-	-	-	-	5	100%
WIR50105	Lloyds - (Branch: 6705) Arrowe Park	8	73%	-	-	-	-	-	-	-	-	11	100%
WIR50106	Boots (Branch: 5989 - Bidston)	5	63%	-	-	-	-	-	-	-	-	8	100%
WIR50108	Wyn Ellis and Son, Poulton Rd, Wallasey	15	58%	-	-	-	-	-	-	-	-	26	100%
WIR50135	Cloughton Pharmacy, Park Rd Nth, Birken	21	68%	-	-	-	-	-	-	-	-	31	100%
WIR50153	MedicX Pharmacy, St Caths, Tranmere	88	66%	-	-	-	-	-	-	-	-	133	100%
		-	-	-	-	-	-	-	-	-	-	-	-
		-	-	-	-	-	-	-	-	-	-	-	-
		-	-	-	-	-	-	-	-	-	-	-	-
		-	-	-	-	-	-	-	-	-	-	-	-
		-	-	-	-	-	-	-	-	-	-	-	-
		-	-	-	-	-	-	-	-	-	-	-	-
		-	-	-	-	-	-	-	-	-	-	-	-
		-	-	-	-	-	-	-	-	-	-	-	-
		-	-	-	-	-	-	-	-	-	-	-	-
		-	-	-	-	-	-	-	-	-	-	-	-
		-	-	-	-	-	-	-	-	-	-	-	-
		-	-	-	-	-	-	-	-	-	-	-	-
		-	-	-	-	-	-	-	-	-	-	-	-
		-	-	-	-	-	-	-	-	-	-	-	-
WIR	Wirral Local Authority	606	80%	317	42%	268	35%	246	32%	246	32%	607	80%

Clients seen: a count of unique clients who have any one of the following activities recorded within the stated period – brief intervention, onward referral, wellbeing review, syringe exchange transaction, syringe return transaction.

Activity summary: a count of each activity recorded quarterly and for the last year (12 months).

Clients with assessment: the number and percentage of clients seen within the stated period who have ever had an assessment completed.

Assessment data items: the number and percentage of clients seen within the stated period who have ever had the specified data item recorded, this excludes any 'Not Known' responses.

Client and Activity Counts: Red less than ½ quarterly average, Green greater than 1½ times the quarterly average for the agency.

Returns rate: Red below 20% Green over 70%

Data items: Red below 40% Amber between 40 – 70% Green over 70%

The figures shown for Year /12 months are for the last 4 quarters, rather than the current year to date, this is to allow comparison of yearly figures between different reporting periods.

Report prepared by the PHI Monitoring Team,
Public Health Institute, Liverpool John Moores University,
Henry Cotton Building, 15-21 Webster Street, Liverpool,
L3 2ET. Tel: (0151) 231 4314.
<http://ims.ljmu.ac.uk/info>
www.twitter.com/phi_ims

