


This activity & data quality report is designed to accompany the quarterly IMS monitoring report. The information in this report is shown for each service and as a total for the local authority area. The sections of this report show both the consistency in the number of clients and volume of activity that is entered into IMS each quarter, and the number and data quality of assessments that are completed for the clients that are seen.

If you have any questions about your data, need help or more information please do contact us <https://ims.ljmu.ac.uk/contact>

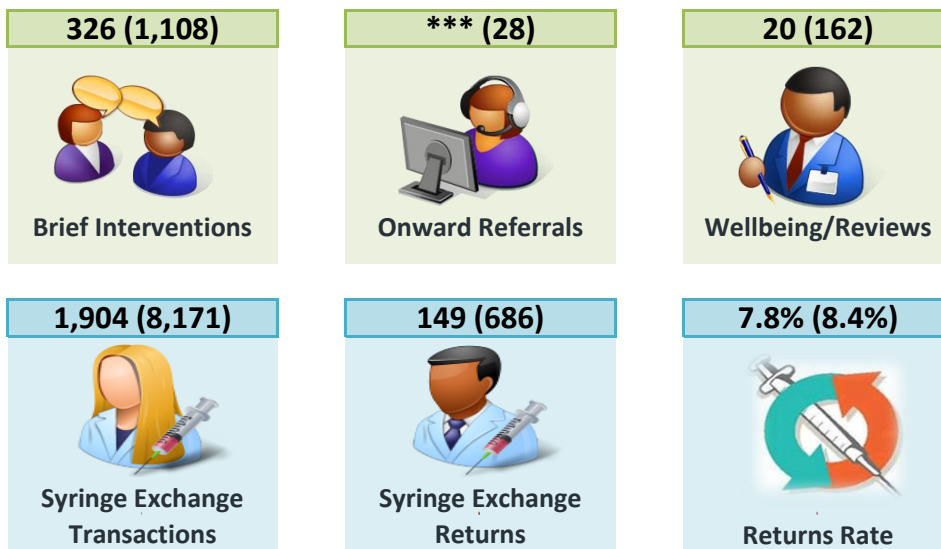
Contents			
Count of individuals	p.2	Clients with assessment	p.5
Count of activity recorded	p.3	Assessment data items	p.6
		Data notes & methodology	p.8

TOTAL CLIENTS SEEN: SEFTON



* Summary figures where shown in brackets are for a full year / 12 month period


ACTIVITY RECORDED: SEFTON



In the most recent quarter 326 brief interventions were delivered to 630 clients in the Sefton local authority area. This equates to an average of 0.52 interventions per person.

There were 149 equipment returns recorded during 2017-18 Q3 a ratio of 1 return to every 12.8 syringe exchange visits, (or 7.8% of visits).

ASSESSMENT DATA ITEMS: IMS DATA QUALITY REPORT

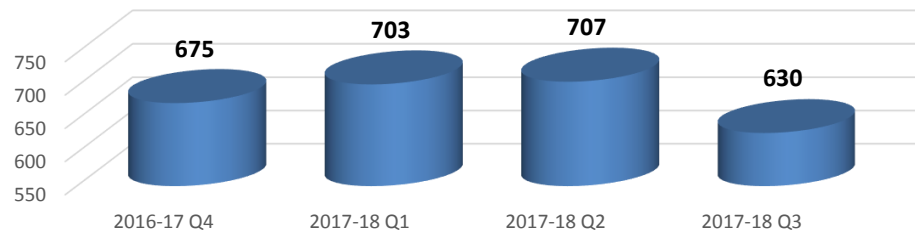


CLIENTS SUMMARY: BY AGENCY

NUMBER OF INDIVIDUALS RECORDED QUARTERLY:

The number of individuals reported by each agency quarterly, and the total number of individuals seen over the last four quarters (rolling 12 months). The local authority figures are the total unique individuals.

IMS	Agencies	2016-17 Q4	2017-18 Q1	2017-18 Q2	2017-18 Q3	Full Year (rolling 12 mths)
SEF10056	Independence Initiative	40	13	9	***	61
SEF10077	Ambition Sefton, Southport - MerseyCare	115	90	103	96	247
SEF10078	Ambition Sefton, Bootle - MerseyCare	23	27	31	30	73
SEF10090	Addaction YP & Families Sefton	0	0	0	10	10
SEF55000	Aintree Pharmacy	18	22	19	18	47
SEF55708	M L Davey Chemist, Litherland	23	28	33	24	48
SEF56448	Bispham Road Pharmacy	31	33	25	21	87
SEF56452	Boots - South Rd, Waterloo	23	30	29	35	76
SEF56453	Boots - Liverpool Rd, Crosby	***	9	***	***	14
SEF56456	Cohens - Marian Square, Netherton	50	44	30	27	90
SEF56460	Haddens Pharmacy - Litherland Rd, Bootle	83	78	97	70	167
SEF56462	Lloyds - Knowsley Rd	33	23	41	30	88
SEF56464	Lloyds - North Park	0	***	8	***	11
SEF56465	Merton Pharmacy - Stanley Road	0	0	0	0	0
SEF56466	Netherton Park Pharmacy	10	13	12	7	29
SEF56499	Higgins Pharmacy - Crosby Road North	33	29	24	22	85
SEF56504	Lloyds - Crosby Rd North	23	23	12	13	66
SEF56507	Rowlands - Upper Aughton Rd	***	5	0	***	8
SEF56520	Superdrug - Eastbank Street, Southport	123	122	139	112	294
SEF56525	Boots - Cambridge Rd, Southport	0	0	0	0	0
SEF56526	Boots - Seaforth	94	162	147	154	401
SEF56845	Bridge Road Pharmacy, Litherland	0	0	0	0	0
		-	-	-	-	-
		-	-	-	-	-
		-	-	-	-	-
		-	-	-	-	-
		-	-	-	-	-
		-	-	-	-	-
		-	-	-	-	-
		-	-	-	-	-
		-	-	-	-	-
		-	-	-	-	-
		-	-	-	-	-
		-	-	-	-	-
		-	-	-	-	-
		-	-	-	-	-
		-	-	-	-	-
		-	-	-	-	-
		-	-	-	-	-
		-	-	-	-	-
		-	-	-	-	-
		-	-	-	-	-
		-	-	-	-	-
		-	-	-	-	-
SEF	Sefton Local Authority	675	703	707	630	1,733



Number of individuals recorded by services in the Sefton Local Authority area during the last four quarterly periods.

ACTIVITY SUMMARY: BY AGENCY

Total activity by type delivered by each agency quarterly and as a total for the full year (rolling 12 month period).

IMS	Brief Interventions					Onward Referrals					Wellbeing/Reviews				
	2016-17 Q4	2017-18 Q1	2017-18 Q2	2017-18 Q3	Year (12 mths)	2016-17 Q4	2017-18 Q1	2017-18 Q2	2017-18 Q3	Year (12 mths)	2016-17 Q4	2017-18 Q1	2017-18 Q2	2017-18 Q3	Year (12 mths)
SEF10056	36	11	9	***	57	10	10	***	***	26	38	11	9	***	59
SEF10077	10	33	124	114	281	0	0	0	0	0	28	15	16	***	62
SEF10078	***	74	143	160	378	0	***	0	***	***	0	0	25	16	41
SEF10090	0	0	0	10	10	0	0	0	0	0	0	0	0	0	0
SEF55000	11	12	***	8	35	0	0	0	0	0	0	0	0	0	0
SEF55708	6	6	***	***	17	0	0	0	0	0	0	0	0	0	0
SEF56448	0	0	0	0	0	0	0	0	0	0	0	0	0	0	0
SEF56452	5	5	***	***	13	0	0	0	0	0	0	0	0	0	0
SEF56453	0	0	0	0	0	0	0	0	0	0	0	0	0	0	0
SEF56456	5	5	0	0	10	0	0	0	0	0	0	0	0	0	0
SEF56460	47	50	20	14	131	0	0	0	0	0	0	0	0	0	0
SEF56462	0	0	***	0	***	0	0	0	0	0	0	0	0	0	0
SEF56464	0	***	0	0	***	0	0	0	0	0	0	0	0	0	0
SEF56465	0	0	0	0	0	0	0	0	0	0	0	0	0	0	0
SEF56466	***	0	0	***	***	0	0	0	0	0	0	0	0	0	0
SEF56499	0	0	0	0	0	0	0	0	0	0	0	0	0	0	0
SEF56504	16	10	7	12	45	0	0	0	0	0	0	0	0	0	0
SEF56507	***	***	0	0	5	0	0	0	0	0	0	0	0	0	0
SEF56520	48	48	8	***	108	0	0	0	0	0	0	0	0	0	0
SEF56525	0	0	0	0	0	0	0	0	0	0	0	0	0	0	0
SEF56526	7	***	***	0	13	0	0	0	0	0	0	0	0	0	0
SEF56845	0	0	0	0	0	0	0	0	0	0	0	0	0	0	0
-	-	-	-	-	-	-	-	-	-	-	-	-	-	-	-
-	-	-	-	-	-	-	-	-	-	-	-	-	-	-	-
-	-	-	-	-	-	-	-	-	-	-	-	-	-	-	-
-	-	-	-	-	-	-	-	-	-	-	-	-	-	-	-
-	-	-	-	-	-	-	-	-	-	-	-	-	-	-	-
-	-	-	-	-	-	-	-	-	-	-	-	-	-	-	-
-	-	-	-	-	-	-	-	-	-	-	-	-	-	-	-
-	-	-	-	-	-	-	-	-	-	-	-	-	-	-	-
-	-	-	-	-	-	-	-	-	-	-	-	-	-	-	-
-	-	-	-	-	-	-	-	-	-	-	-	-	-	-	-
SEF	195	263	324	326	1,108	10	11	***	***	28	66	26	50	20	162




1,108 Number of brief interventions delivered to clients in the Sefton Local Authority area this year
 That equates to an average of 0.64 interventions per person

ACTIVITY SUMMARY: BY AGENCY

Total activity by type delivered by each agency quarterly and as a total for the current year to date.

IMS	Syringe Exchange Transactions					Syringe Exchange Returns					Returns Rate				
	2016-17 Q4	2017-18 Q1	2017-18 Q2	2017-18 Q3	Year (12 mths)	2016-17 Q4	2017-18 Q1	2017-18 Q2	2017-18 Q3	Year (12 mths)	2016-17 Q4	2017-18 Q1	2017-18 Q2	2017-18 Q3	Year (12 mths)
SEF10056	0	0	0	0	0	0	0	0	0	0	-	-	-	-	-
SEF10077	235	217	223	265	940	21	30	21	17	89	9%	14%	9%	6%	9%
SEF10078	48	81	64	60	253	17	25	20	15	77	35%	31%	31%	25%	30%
SEF10090	0	0	0	0	0	0	0	0	0	0	-	-	-	-	-
SEF55000	44	49	45	34	172	28	29	31	20	108	64%	59%	69%	59%	63%
SEF55708	237	240	247	206	930	58	39	31	22	150	24%	16%	13%	11%	16%
SEF56448	39	45	33	25	142	0	0	0	0	0	0%	0%	0%	0%	0%
SEF56452	86	92	89	97	364	***	0	***	0	***	1%	0%	1%	0%	1%
SEF56453	***	26	17	17	64	0	6	0	0	6	0%	23%	0%	0%	9%
SEF56456	193	174	167	108	642	40	22	13	13	88	21%	13%	8%	12%	14%
SEF56460	192	184	197	161	734	0	0	***	0	***	0%	0%	1%	0%	0%
SEF56462	43	25	66	37	171	0	***	***	0	***	0%	4%	2%	0%	1%
SEF56464	0	***	9	***	14	0	***	8	***	12	-	100%	89%	50%	86%
SEF56465	0	0	0	0	0	0	0	0	0	0	-	-	-	-	-
SEF56466	12	16	14	7	49	***	0	0	0	***	8%	0%	0%	0%	2%
SEF56499	49	43	36	40	168	0	0	0	0	0	0%	0%	0%	0%	0%
SEF56504	28	25	15	15	83	***	0	0	***	***	7%	0%	0%	13%	5%
SEF56507	***	5	0	***	9	0	0	0	0	0	0%	0%	-	0%	0%
SEF56520	578	622	781	577	2,558	36	***	33	57	127	6%	0%	4%	10%	5%
SEF56525	0	0	0	0	0	0	0	0	0	0	-	-	-	-	-
SEF56526	151	230	247	250	878	***	6	9	***	19	1%	3%	4%	1%	2%
SEF56845	0	0	0	0	0	0	0	0	0	0	-	-	-	-	-
	-	-	-	-	-	-	-	-	-	-	-	-	-	-	-
	-	-	-	-	-	-	-	-	-	-	-	-	-	-	-
	-	-	-	-	-	-	-	-	-	-	-	-	-	-	-
	-	-	-	-	-	-	-	-	-	-	-	-	-	-	-
	-	-	-	-	-	-	-	-	-	-	-	-	-	-	-
	-	-	-	-	-	-	-	-	-	-	-	-	-	-	-
	-	-	-	-	-	-	-	-	-	-	-	-	-	-	-
	-	-	-	-	-	-	-	-	-	-	-	-	-	-	-
	-	-	-	-	-	-	-	-	-	-	-	-	-	-	-
	-	-	-	-	-	-	-	-	-	-	-	-	-	-	-
	-	-	-	-	-	-	-	-	-	-	-	-	-	-	-
	-	-	-	-	-	-	-	-	-	-	-	-	-	-	-
SEF	1,940	2,077	2,250	1,904	8,171	206	162	169	149	686	11%	8%	8%	8%	8%



8,171

Number of syringe exchange transactions by clients in the Sefton Local Authority area this year

**There were 686 equipment returns were recorded
A ratio of 1 return to every 11.9 syringe exchange visits**

CLIENT REVIEW DATA: BY AGENCY

CLIENTS WITH ASSESSMENT COMPLETED:

The number and percentage of individuals who have any of the assessment data items completed, shown for each of the last four quarters and for the full year (rolling 12 month period).

IMS	Agencies	2016-17 Q4		2017-18 Q1		2017-18 Q2		2017-18 Q3		Full Year (rolling 12 mths)	
		n	%	n	%	n	%	n	%	n	%
SEF10056	Independence Initiative	40	100%	13	100%	9	100%	***	67%	60	98%
SEF10077	Ambition Sefton, Southport - MerseyCare	104	90%	79	88%	90	87%	81	84%	201	81%
SEF10078	Ambition Sefton, Bootle - MerseyCare	23	100%	27	100%	31	100%	30	100%	73	100%
SEF10090	Addaction YP & Families Sefton	0	-	0	-	0	-	9	90%	9	90%
SEF55000	Aintree Pharmacy	18	100%	22	100%	19	100%	18	100%	47	100%
SEF55708	M L Davey Chemist, Litherland	23	100%	28	100%	33	100%	24	100%	48	100%
SEF56448	Bispham Road Pharmacy	31	100%	33	100%	25	100%	21	100%	87	100%
SEF56452	Boots - South Rd, Waterloo	23	100%	30	100%	29	100%	35	100%	76	100%
SEF56453	Boots - Liverpool Rd, Crosby	***	100%	9	100%	***	100%	***	100%	14	100%
SEF56456	Cohens - Marian Square, Netherton	50	100%	44	100%	30	100%	27	100%	90	100%
SEF56460	Haddens Pharmacy - Litherland Rd, Bootle	83	100%	78	100%	97	100%	70	100%	167	100%
SEF56462	Lloyds - Knowsley Rd	33	100%	23	100%	41	100%	30	100%	88	100%
SEF56464	Lloyds - North Park	0	-	***	100%	8	100%	***	100%	11	100%
SEF56465	Merton Pharmacy - Stanley Road	0	-	0	-	0	-	0	-	0	-
SEF56466	Netherton Park Pharmacy	10	100%	13	100%	12	100%	7	100%	29	100%
SEF56499	Higgins Pharmacy - Crosby Road North	33	100%	29	100%	24	100%	22	100%	85	100%
SEF56504	Lloyds - Crosby Rd North	23	100%	23	100%	12	100%	13	100%	66	100%
SEF56507	Rowlands - Upper Aughton Rd	***	100%	5	100%	0	-	***	100%	8	100%
SEF56520	Superdrug - Eastbank Street, Southport	123	100%	122	100%	139	100%	112	100%	294	100%
SEF56525	Boots - Cambridge Rd, Southport	0	-	0	-	0	-	0	-	0	-
SEF56526	Boots - Seaforth	94	100%	162	100%	147	100%	154	100%	401	100%
SEF56845	Bridge Road Pharmacy, Litherland	0	-	0	-	0	-	0	-	0	-
		-	-	-	-	-	-	-	-	-	-
		-	-	-	-	-	-	-	-	-	-
		-	-	-	-	-	-	-	-	-	-
		-	-	-	-	-	-	-	-	-	-
		-	-	-	-	-	-	-	-	-	-
		-	-	-	-	-	-	-	-	-	-
		-	-	-	-	-	-	-	-	-	-
		-	-	-	-	-	-	-	-	-	-
		-	-	-	-	-	-	-	-	-	-
		-	-	-	-	-	-	-	-	-	-
		-	-	-	-	-	-	-	-	-	-
		-	-	-	-	-	-	-	-	-	-
		-	-	-	-	-	-	-	-	-	-
SEF	Sefton Local Authority	664	98%	692	98%	697	99%	613	97%	1,691	98%

CLIENT REVIEW DATA: BY AGENCY

CLIENTS WITH ASSESSMENT COMPLETED: (FULL YEAR)

The number and percentage of individuals who have the stated assessment data item completed, shown for the full year (rolling 12 month period).

IMS	Agencies	Main Substance		Accommodation Status		Employment Status		Parental Status		Disability		Postcode	
		n	%	n	%	n	%	n	%	n	%	n	%
SEF10056	Independence Initiative	60	98%	60	98%	60	98%	60	98%	49	80%	59	97%
SEF10077	Ambition Sefton, Southport - MerseyCare	201	81%	160	65%	111	45%	108	44%	93	38%	182	74%
SEF10078	Ambition Sefton, Bootle - MerseyCare	73	100%	58	79%	56	77%	56	77%	50	68%	68	93%
SEF10090	Addaction YP & Families Sefton	9	90%	8	80%	***	30%	***	30%	***	10%	8	80%
SEF55000	Aintree Pharmacy	36	77%	47	100%	-	-	-	-	-	-	42	89%
SEF55708	M L Davey Chemist, Litherland	45	94%	48	100%	-	-	-	-	-	-	40	83%
SEF56448	Bispham Road Pharmacy	***	1%	87	100%	-	-	-	-	-	-	***	1%
SEF56452	Boots - South Rd, Waterloo	48	63%	76	100%	-	-	-	-	-	-	62	82%
SEF56453	Boots - Liverpool Rd, Crosby	13	93%	14	100%	-	-	-	-	-	-	14	100%
SEF56456	Cohens - Marian Square, Netherton	57	63%	90	100%	-	-	-	-	-	-	71	79%
SEF56460	Haddens Pharmacy - Litherland Rd, Bootle	166	99%	167	100%	-	-	-	-	-	-	144	86%
SEF56462	Lloyds - Knowsley Rd	84	95%	88	100%	-	-	-	-	-	-	32	36%
SEF56464	Lloyds - North Park	11	100%	11	100%	-	-	-	-	-	-	-	-
SEF56465	Merton Pharmacy - Stanley Road	-	-	-	-	-	-	-	-	-	-	-	-
SEF56466	Netherton Park Pharmacy	6	21%	29	100%	-	-	-	-	-	-	13	45%
SEF56499	Higgins Pharmacy - Crosby Road North	65	76%	85	100%	-	-	-	-	-	-	71	84%
SEF56504	Lloyds - Crosby Rd North	54	82%	66	100%	-	-	-	-	-	-	61	92%
SEF56507	Rowlands - Upper Aughton Rd	7	88%	8	100%	-	-	-	-	-	-	8	100%
SEF56520	Superdrug - Eastbank Street, Southport	281	96%	294	100%	-	-	-	-	-	-	267	91%
SEF56525	Boots - Cambridge Rd, Southport	-	-	-	-	-	-	-	-	-	-	-	-
SEF56526	Boots - Seaforth	312	78%	401	100%	-	-	-	-	-	-	161	40%
SEF56845	Bridge Road Pharmacy, Litherland	-	-	-	-	-	-	-	-	-	-	-	-
		-	-	-	-	-	-	-	-	-	-	-	-
		-	-	-	-	-	-	-	-	-	-	-	-
		-	-	-	-	-	-	-	-	-	-	-	-
		-	-	-	-	-	-	-	-	-	-	-	-
		-	-	-	-	-	-	-	-	-	-	-	-
		-	-	-	-	-	-	-	-	-	-	-	-
		-	-	-	-	-	-	-	-	-	-	-	-
		-	-	-	-	-	-	-	-	-	-	-	-
		-	-	-	-	-	-	-	-	-	-	-	-
		-	-	-	-	-	-	-	-	-	-	-	-
		-	-	-	-	-	-	-	-	-	-	-	-
		-	-	-	-	-	-	-	-	-	-	-	-
		-	-	-	-	-	-	-	-	-	-	-	-
		-	-	-	-	-	-	-	-	-	-	-	-
SEF	Sefton Local Authority	1,388	80%	1,650	95%	226	13%	222	13%	190	11%	1,191	69%

CLIENT REVIEW DATA: BY AGENCY

CLIENTS WITH ASSESSMENT COMPLETED: (LAST QUARTER)

The number and percentage of individuals seen in the last quarter (2017-18 Q3) who have the stated assessment data item completed.

IMS	Agencies	Main Substance		Accommodation Status		Employment Status		Parental Status		Disability		Postcode	
		n	%	n	%	n	%	n	%	n	%	n	%
SEF10056	Independence Initiative	***	67%	***	67%	***	67%	***	67%	***	67%	***	67%
SEF10077	Ambition Sefton, Southport - MerseyCare	81	84%	68	71%	52	54%	50	52%	42	44%	73	76%
SEF10078	Ambition Sefton, Bootle - MerseyCare	30	100%	28	93%	28	93%	27	90%	27	90%	27	90%
SEF10090	Addaction YP & Families Sefton	9	90%	8	80%	***	30%	***	30%	***	10%	8	80%
SEF55000	Aintree Pharmacy	17	94%	18	100%	-	-	-	-	-	-	16	89%
SEF55708	M L Davey Chemist, Litherland	24	100%	24	100%	-	-	-	-	-	-	20	83%
SEF56448	Bispham Road Pharmacy	-	-	21	100%	-	-	-	-	-	-	-	-
SEF56452	Boots - South Rd, Waterloo	22	63%	35	100%	-	-	-	-	-	-	31	89%
SEF56453	Boots - Liverpool Rd, Crosby	***	75%	***	100%	-	-	-	-	-	-	***	100%
SEF56456	Cohens - Marian Square, Netherton	18	67%	27	100%	-	-	-	-	-	-	23	85%
SEF56460	Haddens Pharmacy - Litherland Rd, Bootle	70	100%	70	100%	-	-	-	-	-	-	63	90%
SEF56462	Lloyds - Knowsley Rd	30	100%	30	100%	-	-	-	-	-	-	19	63%
SEF56464	Lloyds - North Park	***	100%	***	100%	-	-	-	-	-	-	-	-
SEF56465	Merton Pharmacy - Stanley Road	-	-	-	-	-	-	-	-	-	-	-	-
SEF56466	Netherton Park Pharmacy	***	43%	7	100%	-	-	-	-	-	-	***	57%
SEF56499	Higgins Pharmacy - Crosby Road North	18	82%	22	100%	-	-	-	-	-	-	20	91%
SEF56504	Lloyds - Crosby Rd North	7	54%	13	100%	-	-	-	-	-	-	12	92%
SEF56507	Rowlands - Upper Aughton Rd	***	100%	***	100%	-	-	-	-	-	-	***	100%
SEF56520	Superdrug - Eastbank Street, Southport	108	96%	112	100%	-	-	-	-	-	-	99	88%
SEF56525	Boots - Cambridge Rd, Southport	-	-	-	-	-	-	-	-	-	-	-	-
SEF56526	Boots - Seaforth	128	83%	154	100%	-	-	-	-	-	-	36	23%
SEF56845	Bridge Road Pharmacy, Litherland	-	-	-	-	-	-	-	-	-	-	-	-
		-	-	-	-	-	-	-	-	-	-	-	-
		-	-	-	-	-	-	-	-	-	-	-	-
		-	-	-	-	-	-	-	-	-	-	-	-
		-	-	-	-	-	-	-	-	-	-	-	-
		-	-	-	-	-	-	-	-	-	-	-	-
		-	-	-	-	-	-	-	-	-	-	-	-
		-	-	-	-	-	-	-	-	-	-	-	-
		-	-	-	-	-	-	-	-	-	-	-	-
		-	-	-	-	-	-	-	-	-	-	-	-
		-	-	-	-	-	-	-	-	-	-	-	-
		-	-	-	-	-	-	-	-	-	-	-	-
		-	-	-	-	-	-	-	-	-	-	-	-
		-	-	-	-	-	-	-	-	-	-	-	-
		-	-	-	-	-	-	-	-	-	-	-	-
SEF	Sefton Local Authority	528	84%	600	95%	84	13%	81	13%	71	11%	425	67%

Clients seen: a count of unique clients who have any one of the following activities recorded within the stated period – brief intervention, onward referral, wellbeing review, syringe exchange transaction, syringe return transaction.

Activity summary: a count of each activity recorded quarterly and for the last year (12 months).

Clients with assessment: the number and percentage of clients seen within the stated period who have ever had an assessment completed.

Assessment data items: the number and percentage of clients seen within the stated period who have ever had the specified data item recorded, this excludes any 'Not Known' responses.

Client and Activity Counts: Red less than ½ quarterly average, Green greater than 1½ times the quarterly average for the agency.

Returns rate: Red below 20% Green over 70%

Data items: Red below 40% Amber between 40 – 70% Green over 70%

The figures shown for Year /12 months are for the last 4 quarters, rather than the current year to date, this is to allow comparison of yearly figures between different reporting periods.

Report prepared by the PHI Monitoring Team,
Public Health Institute, Liverpool John Moores University,
Henry Cotton Building, 15-21 Webster Street, Liverpool,
L3 2ET. Tel: (0151) 231 4314.
<http://ims.ljmu.ac.uk/info>
www.twitter.com/phi_ims

