

### INTRODUCTION:


Issue: 1 Updated: 20/10/2017

This activity & data quality report is designed to accompany the quarterly IMS monitoring report. The information in this report is shown for each service and as a total for the local authority area. The sections of this report show both the consistency in the number of clients and volume of activity that is entered into IMS each quarter, and the number and data quality of assessments that are completed for the clients that are seen.

If you have any questions about your data, need help or more information please do contact us <https://ims.ljmu.ac.uk/contact>

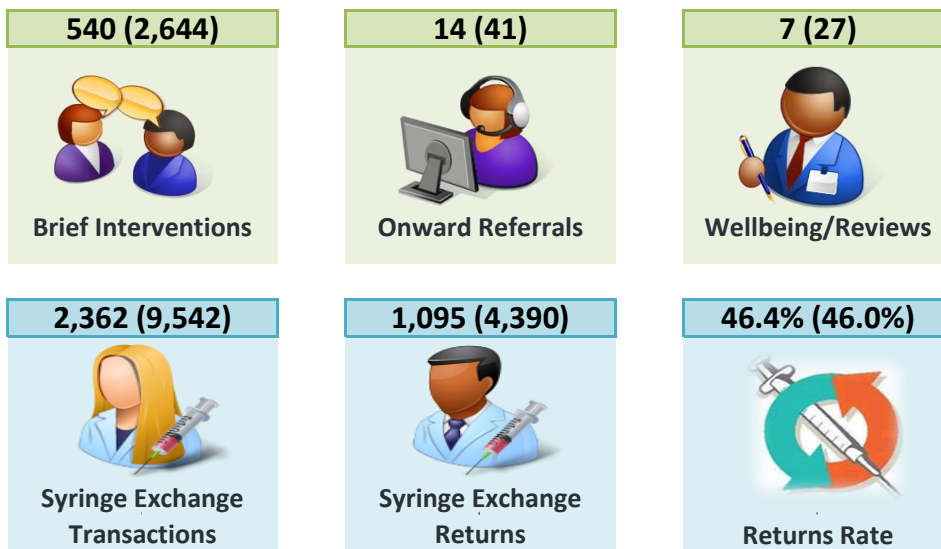
<b>Contents</b>			
Count of individuals	p.2	Clients with assessment	p.5
Count of activity recorded	p.3	Assessment data items	p.6
		Data notes & methodology	p.8

### TOTAL CLIENTS SEEN: WIRRAL



\* Summary figures where shown in brackets are for a full year / 12 month period


### ACTIVITY RECORDED: WIRRAL



In the most recent quarter 540 brief interventions were delivered to 925 clients in the Wirral local authority area. This equates to an average of 0.58 interventions per person.

There were 1,095 equipment returns recorded during 2017-18 Q2 a ratio of 1 return to every 2.2 syringe exchange visits, (or 46.4% of visits).

### ASSESSMENT DATA ITEMS: IMS DATA QUALITY REPORT








**ACTIVITY SUMMARY: BY AGENCY**

Total activity by type delivered by each agency quarterly and as a total for the current year to date.

IMS	Syringe Exchange Transactions					Syringe Exchange Returns					Returns Rate				
	2016-17 Q3	2016-17 Q4	2017-18 Q1	2017-18 Q2	Year (12 mths)	2016-17 Q3	2016-17 Q4	2017-18 Q1	2017-18 Q2	Year (12 mths)	2016-17 Q3	2016-17 Q4	2017-18 Q1	2017-18 Q2	Year (12 mths)
WIR10019	0	0	0	0	0	0	0	0	0	0	-	-	-	-	-
WIR10086	0	0	0	0	0	0	0	0	0	0	-	-	-	-	-
WIR20059	0	0	0	0	0	0	0	0	0	0	-	-	-	-	-
WIR10059	0	0	0	0	0	0	0	0	0	0	-	-	-	-	-
WIR30057	818	810	729	737	3,094	226	212	226	194	858	28%	26%	31%	26%	28%
WIR30058	23	48	64	72	207	8	13	30	14	65	35%	27%	47%	19%	31%
WIR30067	14	50	53	59	176	***	20	22	21	67	29%	40%	42%	36%	38%
WIR50076	138	271	135	197	741	32	77	66	79	254	23%	28%	49%	40%	34%
WIR50077	63	13	32	24	132	***	***	***	***	10	3%	15%	9%	13%	8%
WIR50079	17	19	11	10	57	7	5	***	8	24	41%	26%	36%	80%	42%
WIR50080	226	238	197	245	906	77	69	65	70	281	34%	29%	33%	29%	31%
WIR50087	***	26	8	0	37	0	6	***	0	10	0%	23%	50%	-	27%
WIR50088	175	36	44	53	308	110	29	29	33	201	63%	81%	66%	62%	65%
WIR50090	39	40	94	83	256	21	19	49	38	127	54%	48%	52%	46%	50%
WIR50097	69	103	53	11	236	16	30	10	***	58	23%	29%	19%	18%	25%
WIR50105	46	43	40	66	195	31	31	28	40	130	67%	72%	70%	61%	67%
WIR50106	24	77	62	18	181	19	55	37	11	122	79%	71%	60%	61%	67%
WIR50108	131	207	158	149	645	115	176	143	139	573	88%	85%	91%	93%	89%
WIR50135	174	104	111	127	516	125	96	97	115	433	72%	92%	87%	91%	84%
WIR50153	345	428	571	511	1,855	211	280	358	328	1,177	61%	65%	63%	64%	63%
	-	-	-	-	-	-	-	-	-	-	-	-	-	-	-
	-	-	-	-	-	-	-	-	-	-	-	-	-	-	-
	-	-	-	-	-	-	-	-	-	-	-	-	-	-	-
	-	-	-	-	-	-	-	-	-	-	-	-	-	-	-
	-	-	-	-	-	-	-	-	-	-	-	-	-	-	-
	-	-	-	-	-	-	-	-	-	-	-	-	-	-	-
	-	-	-	-	-	-	-	-	-	-	-	-	-	-	-
	-	-	-	-	-	-	-	-	-	-	-	-	-	-	-
	-	-	-	-	-	-	-	-	-	-	-	-	-	-	-
	-	-	-	-	-	-	-	-	-	-	-	-	-	-	-
	-	-	-	-	-	-	-	-	-	-	-	-	-	-	-
	-	-	-	-	-	-	-	-	-	-	-	-	-	-	-
	-	-	-	-	-	-	-	-	-	-	-	-	-	-	-
WIR	2,305	2,513	2,362	2,362	9,542	1,004	1,120	1,171	1,095	4,390	44%	45%	50%	46%	46%



**9,542**

**Number of syringe exchange transactions by clients in the Wirral Local Authority area this year**

**There were 4,390 equipment returns were recorded**

**A ratio of 1 return to every 2.2 syringe exchange visits**

CLIENT REVIEW DATA: BY AGENCY

CLIENTS WITH ASSESSMENT COMPLETED:

The number and percentage of individuals who have any of the assessment data items completed, shown for each of the last four quarters and for the full year (rolling 12 month period).

IMS	Agencies	2016-17 Q3		2016-17 Q4		2017-18 Q1		2017-18 Q2		Full Year (rolling 12 mths)	
		n	%	n	%	n	%	n	%	n	%
WIR10019	Response, Wirral	34	100%	29	100%	17	77%	11	69%	85	91%
WIR10086	Wirral Military Community Services	0	-	0	-	0	-	0	-	0	-
WIR20059	Wirral CGL - NPS	0	-	0	-	0	-	0	-	0	-
WIR10059	Wirral Integrated Recovery Service	23	96%	28	100%	9	100%	18	100%	61	98%
WIR30057	Birkenhead SES, Wirral - CGL	375	91%	504	100%	416	95%	388	91%	1,039	92%
WIR30058	Moreton SES, Wirral - CGL	17	94%	33	87%	35	90%	43	83%	85	83%
WIR30067	Wallasey SES, Wirral - CGL	14	93%	42	100%	39	100%	42	100%	107	99%
WIR50076	Rowlands (Branch: 1368) - Market St	36	97%	52	100%	35	100%	51	100%	104	99%
WIR50077	Lee's Pharmacy - Wood Church	5	100%	7	100%	8	100%	5	100%	16	100%
WIR50079	Rowlands (Branch: 1284) - Moreton	11	100%	11	100%	9	100%	6	100%	25	100%
WIR50080	Old Chester Pharmacy, Rockferry	31	100%	33	100%	28	100%	29	100%	64	100%
WIR50087	Wilsons Chemist, West Kirby	***	67%	***	100%	***	100%	0	-	***	80%
WIR50088	Boots (Branch: 5169 - Rockferry)	27	100%	21	100%	28	100%	33	100%	68	100%
WIR50090	Victoria Pharmacy, New Brighton	9	90%	13	100%	21	100%	14	100%	34	97%
WIR50097	Egremont Pharmacy, Wallasey	21	84%	29	100%	22	100%	9	100%	52	93%
WIR50105	Lloyds - (Branch: 6705) Arrowe Park	7	88%	9	100%	10	100%	12	100%	23	96%
WIR50106	Boots (Branch: 5989 - Bidston)	16	89%	27	100%	25	100%	15	100%	47	96%
WIR50108	Wyn Ellis and Son, Poulton Rd, Wallasey	24	92%	28	100%	20	100%	15	100%	50	96%
WIR50135	Cloughton Pharmacy, Park Rd Nth, Birken	23	100%	29	100%	27	100%	24	100%	52	100%
WIR50153	MedicX Pharmacy, St Caths, Tranmere	85	93%	138	100%	148	100%	136	100%	295	98%
		-	-	-	-	-	-	-	-	-	-
		-	-	-	-	-	-	-	-	-	-
		-	-	-	-	-	-	-	-	-	-
		-	-	-	-	-	-	-	-	-	-
		-	-	-	-	-	-	-	-	-	-
		-	-	-	-	-	-	-	-	-	-
		-	-	-	-	-	-	-	-	-	-
		-	-	-	-	-	-	-	-	-	-
		-	-	-	-	-	-	-	-	-	-
		-	-	-	-	-	-	-	-	-	-
		-	-	-	-	-	-	-	-	-	-
		-	-	-	-	-	-	-	-	-	-
		-	-	-	-	-	-	-	-	-	-
WIR	Wirral Local Authority	716	94%	939	99%	801	96%	762	82%	1,955	90%

CLIENT REVIEW DATA: BY AGENCY

CLIENTS WITH ASSESSMENT COMPLETED: (FULL YEAR)

The number and percentage of individuals who have the stated assessment data item completed, shown for the full year (rolling 12 month period).

IMS	Agencies	Main Substance		Accommodation Status		Employment Status		Parental Status		Disability		Postcode	
		n	%	n	%	n	%	n	%	n	%	n	%
WIR10019	Response, Wirral	85	91%	85	91%	84	90%	84	90%	69	74%	41	44%
WIR10086	Wirral Military Community Services	-	-	-	-	-	-	-	-	-	-	-	-
WIR20059	Wirral CGL - NPS	-	-	-	-	-	-	-	-	-	-	-	-
WIR10059	Wirral Integrated Recovery Service	60	97%	58	94%	55	89%	59	95%	***	3%	57	92%
WIR30057	Birkenhead SES, Wirral - CGL	1,037	92%	744	66%	649	58%	588	52%	645	57%	873	77%
WIR30058	Moreton SES, Wirral - CGL	85	83%	43	42%	20	20%	12	12%	16	16%	59	58%
WIR30067	Wallasey SES, Wirral - CGL	107	99%	96	89%	90	83%	77	71%	63	58%	94	87%
WIR50076	Rowlands (Branch: 1368) - Market St	91	87%	-	-	-	-	-	-	-	-	104	99%
WIR50077	Lee's Pharmacy - Wood Church	14	88%	-	-	-	-	-	-	-	-	16	100%
WIR50079	Rowlands (Branch: 1284) - Moreton	5	20%	-	-	-	-	-	-	-	-	25	100%
WIR50080	Old Chester Pharmacy, Rockferry	63	98%	-	-	-	-	-	-	-	-	64	100%
WIR50087	Wilsons Chemist, West Kirby	***	80%	-	-	-	-	-	-	-	-	***	80%
WIR50088	Boots (Branch: 5169 - Rockferry)	31	46%	-	-	-	-	-	-	-	-	68	100%
WIR50090	Victoria Pharmacy, New Brighton	17	49%	-	-	-	-	-	-	-	-	34	97%
WIR50097	Egremont Pharmacy, Wallasey	42	75%	-	-	-	-	-	-	-	-	52	93%
WIR50105	Lloyds - (Branch: 6705) Arrowe Park	21	88%	-	-	-	-	-	-	-	-	23	96%
WIR50106	Boots (Branch: 5989 - Bidston)	26	53%	-	-	-	-	-	-	-	-	47	96%
WIR50108	Wyn Ellis and Son, Poulton Rd, Wallasey	29	56%	-	-	-	-	-	-	-	-	50	96%
WIR50135	Cloughton Pharmacy, Park Rd Nth, Birken	40	77%	-	-	-	-	-	-	-	-	52	100%
WIR50153	MedicX Pharmacy, St Caths, Tranmere	181	60%	-	-	-	-	-	-	-	-	295	98%
		-	-	-	-	-	-	-	-	-	-	-	-
		-	-	-	-	-	-	-	-	-	-	-	-
		-	-	-	-	-	-	-	-	-	-	-	-
		-	-	-	-	-	-	-	-	-	-	-	-
		-	-	-	-	-	-	-	-	-	-	-	-
		-	-	-	-	-	-	-	-	-	-	-	-
		-	-	-	-	-	-	-	-	-	-	-	-
		-	-	-	-	-	-	-	-	-	-	-	-
		-	-	-	-	-	-	-	-	-	-	-	-
		-	-	-	-	-	-	-	-	-	-	-	-
		-	-	-	-	-	-	-	-	-	-	-	-
		-	-	-	-	-	-	-	-	-	-	-	-
		-	-	-	-	-	-	-	-	-	-	-	-
WIR	Wirral Local Authority	1,764	81%	1,654	76%	911	42%	838	39%	812	37%	1,751	81%

CLIENT REVIEW DATA: BY AGENCY

CLIENTS WITH ASSESSMENT COMPLETED: (LAST QUARTER)

The number and percentage of individuals seen in the last quarter (2017-18 Q2) who have the stated assessment data item completed.

IMS	Agencies	Main Substance		Accommodation Status		Employment Status		Parental Status		Disability		Postcode	
		n	%	n	%	n	%	n	%	n	%	n	%
WIR10019	Response, Wirral	11	69%	11	69%	10	63%	11	69%	6	38%	7	44%
WIR10086	Wirral Military Community Services	-	-	-	-	-	-	-	-	-	-	-	-
WIR20059	Wirral CGL - NPS	-	-	-	-	-	-	-	-	-	-	-	-
WIR10059	Wirral Integrated Recovery Service	18	100%	18	100%	18	100%	18	100%	-	-	16	89%
WIR30057	Birkenhead SES, Wirral - CGL	388	91%	288	67%	259	61%	230	54%	262	61%	303	71%
WIR30058	Moreton SES, Wirral - CGL	43	83%	26	50%	16	31%	8	15%	12	23%	29	56%
WIR30067	Wallasey SES, Wirral - CGL	42	100%	39	93%	39	93%	32	76%	29	69%	38	90%
WIR50076	Rowlands (Branch: 1368) - Market St	45	88%	-	-	-	-	-	-	-	-	51	100%
WIR50077	Lee's Pharmacy - Wood Church	5	100%	-	-	-	-	-	-	-	-	5	100%
WIR50079	Rowlands (Branch: 1284) - Moreton	-	-	-	-	-	-	-	-	-	-	6	100%
WIR50080	Old Chester Pharmacy, Rockferry	29	100%	-	-	-	-	-	-	-	-	29	100%
WIR50087	Wilson's Chemist, West Kirby	-	-	-	-	-	-	-	-	-	-	-	-
WIR50088	Boots (Branch: 5169 - Rockferry)	16	48%	-	-	-	-	-	-	-	-	33	100%
WIR50090	Victoria Pharmacy, New Brighton	6	43%	-	-	-	-	-	-	-	-	14	100%
WIR50097	Egremont Pharmacy, Wallasey	7	78%	-	-	-	-	-	-	-	-	9	100%
WIR50105	Lloyds - (Branch: 6705) Arrowe Park	11	92%	-	-	-	-	-	-	-	-	12	100%
WIR50106	Boots (Branch: 5989 - Bidston)	5	33%	-	-	-	-	-	-	-	-	15	100%
WIR50108	Wyn Ellis and Son, Poulton Rd, Wallasey	8	53%	-	-	-	-	-	-	-	-	15	100%
WIR50135	Cloughton Pharmacy, Park Rd Nth, Birken	18	75%	-	-	-	-	-	-	-	-	24	100%
WIR50153	MedicX Pharmacy, St Caths, Tranmere	82	60%	-	-	-	-	-	-	-	-	136	100%
		-	-	-	-	-	-	-	-	-	-	-	-
		-	-	-	-	-	-	-	-	-	-	-	-
		-	-	-	-	-	-	-	-	-	-	-	-
		-	-	-	-	-	-	-	-	-	-	-	-
		-	-	-	-	-	-	-	-	-	-	-	-
		-	-	-	-	-	-	-	-	-	-	-	-
		-	-	-	-	-	-	-	-	-	-	-	-
		-	-	-	-	-	-	-	-	-	-	-	-
		-	-	-	-	-	-	-	-	-	-	-	-
		-	-	-	-	-	-	-	-	-	-	-	-
		-	-	-	-	-	-	-	-	-	-	-	-
		-	-	-	-	-	-	-	-	-	-	-	-
		-	-	-	-	-	-	-	-	-	-	-	-
		-	-	-	-	-	-	-	-	-	-	-	-
		-	-	-	-	-	-	-	-	-	-	-	-
		-	-	-	-	-	-	-	-	-	-	-	-
WIR	Wirral Local Authority	673	73%	661	71%	341	37%	299	32%	309	33%	673	73%

Clients seen: a count of unique clients who have any one of the following activities recorded within the stated period – brief intervention, onward referral, wellbeing review, syringe exchange transaction, syringe return transaction.

Activity summary: a count of each activity recorded quarterly and for the last year (12 months).

Clients with assessment: the number and percentage of clients seen within the stated period who have ever had an assessment completed.

Assessment data items: the number and percentage of clients seen within the stated period who have ever had the specified data item recorded, this excludes any 'Not Known' responses.

Client and Activity Counts: Red less than ½ quarterly average, Green greater than 1½ times the quarterly average for the agency.

Returns rate: Red below 20% Green over 70%

Data items: Red below 40% Amber between 40 – 70% Green over 70%

The figures shown for Year /12 months are for the last 4 quarters, rather than the current year to date, this is to allow comparison of yearly figures between different reporting periods.

Report prepared by the PHI Monitoring Team,  
Public Health Institute, Liverpool John Moores University,  
Henry Cotton Building, 15-21 Webster Street, Liverpool,  
L3 2ET. Tel: (0151) 231 4314.  
<http://ims.ljmu.ac.uk/info>  
[www.twitter.com/phi\\_ims](http://www.twitter.com/phi_ims)

