

INTRODUCTION:


Issue: 1 Updated: 20/10/2017

This activity & data quality report is designed to accompany the quarterly IMS monitoring report. The information in this report is shown for each service and as a total for the local authority area. The sections of this report show both the consistency in the number of clients and volume of activity that is entered into IMS each quarter, and the number and data quality of assessments that are completed for the clients that are seen.

If you have any questions about your data, need help or more information please do contact us <https://ims.ljmu.ac.uk/contact>

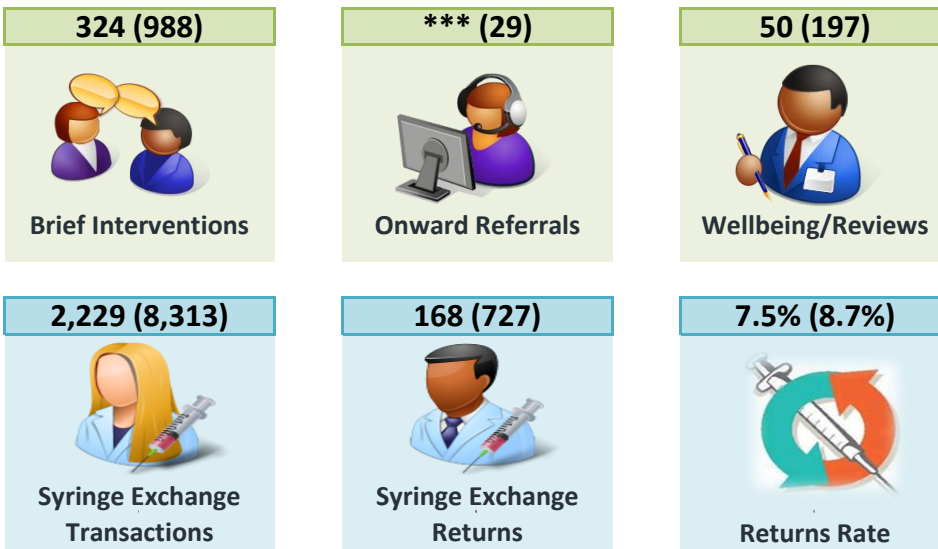
Contents			
Count of individuals	p.2	Clients with assessment	p.5
Count of activity recorded	p.3	Assessment data items	p.6
		Data notes & methodology	p.8

TOTAL CLIENTS SEEN: SEFTON



* Summary figures where shown in brackets are for a full year / 12 month period


ACTIVITY RECORDED: SEFTON



In the most recent quarter 324 brief interventions were delivered to 703 clients in the Sefton local authority area. This equates to an average of 0.46 interventions per person.

There were 168 equipment returns recorded during 2017-18 Q2 a ratio of 1 return to every 13.3 syringe exchange visits, (or 7.5% of visits).

ASSESSMENT DATA ITEMS: IMS DATA QUALITY REPORT

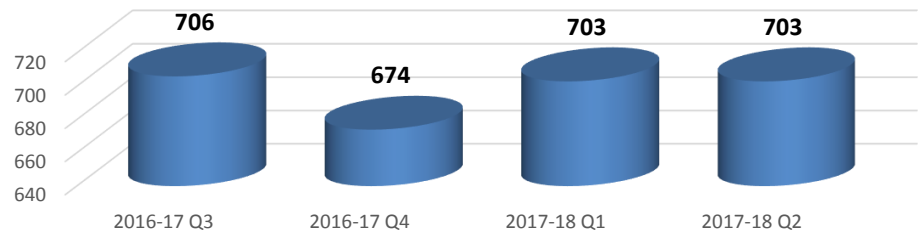


CLIENTS SUMMARY: BY AGENCY

NUMBER OF INDIVIDUALS RECORDED QUARTERLY:

The number of individuals reported by each agency quarterly, and the total number of individuals seen over the last four quarters (rolling 12 months). The local authority figures are the total unique individuals.

IMS	Agencies	2016-17 Q3	2016-17 Q4	2017-18 Q1	2017-18 Q2	Full Year (rolling 12 mths)
SEF10056	Independence Initiative	19	40	13	9	78
SEF10077	Ambition Sefton, Southport - MerseyCare	103	115	90	102	245
SEF10078	Ambition Sefton, Bootle - MerseyCare	26	22	26	30	78
SEF55000	Aintree Pharmacy	14	18	22	19	44
SEF55708	M L Davey Chemist, Litherland	29	23	28	33	50
SEF56448	Bispham Road Pharmacy	28	31	33	25	94
SEF56452	Boots - South Rd, Waterloo	32	23	30	29	71
SEF56453	Boots - Liverpool Rd, Corsby	***	***	9	***	15
SEF56456	Cohens - Marian Square, Netherton	47	50	44	27	94
SEF56460	Haddens Pharmacy - Litherland Rd, Bootle	89	83	78	97	170
SEF56462	Lloyds - Knowsley Rd	28	33	23	41	80
SEF56464	Lloyds - North Park	0	0	***	8	10
SEF56465	Merton Pharmacy - Stanley Road	0	0	0	0	0
SEF56466	Netherton Park Pharmacy	11	10	13	12	31
SEF56499	Higgins Pharmacy - Crosby Road North	31	33	29	24	91
SEF56504	Lloyds - Crosby Rd North	9	23	23	12	60
SEF56507	Rowlands - Upper Aughton Rd	***	***	5	0	7
SEF56520	Superdrug - Eastbank Street, Southport	147	123	122	139	315
SEF56525	Boots - Cambridge Rd, Southport	***	0	0	0	***
SEF56526	Boots - Seaforth	87	94	162	147	361
SEF56845	Bridge Road Pharmacy, Litherland	59	0	0	0	59
		-	-	-	-	-
		-	-	-	-	-
		-	-	-	-	-
		-	-	-	-	-
		-	-	-	-	-
		-	-	-	-	-
		-	-	-	-	-
		-	-	-	-	-
		-	-	-	-	-
		-	-	-	-	-
SEF	Sefton Local Authority	706	674	703	703	1,773



Number of individuals recorded by services in the Sefton Local Authority area during the last four quarterly periods.

ACTIVITY SUMMARY: BY AGENCY

Total activity by type delivered by each agency quarterly and as a total for the full year (rolling 12 month period).

IMS	Brief Interventions					Onward Referrals					Wellbeing/Reviews				
	2016-17 Q3	2016-17 Q4	2017-18 Q1	2017-18 Q2	Year (12 mths)	2016-17 Q3	2016-17 Q4	2017-18 Q1	2017-18 Q2	Year (12 mths)	2016-17 Q3	2016-17 Q4	2017-18 Q1	2017-18 Q2	Year (12 mths)
SEF10056	16	36	11	9	72	5	10	10	***	28	18	38	11	9	76
SEF10077	12	10	33	124	179	0	0	0	0	0	37	28	15	16	96
SEF10078	0	***	73	143	217	0	0	***	0	***	0	0	0	25	25
SEF55000	9	11	12	***	36	0	0	0	0	0	0	0	0	0	0
SEF55708	6	6	6	***	22	0	0	0	0	0	0	0	0	0	0
SEF56448	0	0	0	0	0	0	0	0	0	0	0	0	0	0	0
SEF56452	6	5	5	***	18	0	0	0	0	0	0	0	0	0	0
SEF56453	0	0	0	0	0	0	0	0	0	0	0	0	0	0	0
SEF56456	***	5	5	0	14	0	0	0	0	0	0	0	0	0	0
SEF56460	57	47	50	20	174	0	0	0	0	0	0	0	0	0	0
SEF56462	0	0	0	***	***	0	0	0	0	0	0	0	0	0	0
SEF56464	0	0	***	0	***	0	0	0	0	0	0	0	0	0	0
SEF56465	0	0	0	0	0	0	0	0	0	0	0	0	0	0	0
SEF56466	***	***	0	0	***	0	0	0	0	0	0	0	0	0	0
SEF56499	0	0	0	0	0	0	0	0	0	0	0	0	0	0	0
SEF56504	6	16	10	7	39	0	0	0	0	0	0	0	0	0	0
SEF56507	***	***	***	0	6	0	0	0	0	0	0	0	0	0	0
SEF56520	73	48	48	8	177	0	0	0	0	0	0	0	0	0	0
SEF56525	***	0	0	0	***	0	0	0	0	0	0	0	0	0	0
SEF56526	13	7	***	***	26	0	0	0	0	0	0	0	0	0	0
SEF56845	***	0	0	0	***	0	0	0	0	0	0	0	0	0	0
-	-	-	-	-	-	-	-	-	-	-	-	-	-	-	-
-	-	-	-	-	-	-	-	-	-	-	-	-	-	-	-
-	-	-	-	-	-	-	-	-	-	-	-	-	-	-	-
-	-	-	-	-	-	-	-	-	-	-	-	-	-	-	-
-	-	-	-	-	-	-	-	-	-	-	-	-	-	-	-
-	-	-	-	-	-	-	-	-	-	-	-	-	-	-	-
-	-	-	-	-	-	-	-	-	-	-	-	-	-	-	-
-	-	-	-	-	-	-	-	-	-	-	-	-	-	-	-
-	-	-	-	-	-	-	-	-	-	-	-	-	-	-	-
-	-	-	-	-	-	-	-	-	-	-	-	-	-	-	-
-	-	-	-	-	-	-	-	-	-	-	-	-	-	-	-
SEF	207	195	262	324	988	5	10	11	***	29	55	66	26	50	197




988 Number of brief interventions delivered to clients in the Sefton Local Authority area this year
 That equates to an average of 0.56 interventions per person

ACTIVITY SUMMARY: BY AGENCY

Total activity by type delivered by each agency quarterly and as a total for the current year to date.

IMS	Syringe Exchange Transactions					Syringe Exchange Returns					Returns Rate				
	2016-17 Q3	2016-17 Q4	2017-18 Q1	2017-18 Q2	Year (12 mths)	2016-17 Q3	2016-17 Q4	2017-18 Q1	2017-18 Q2	Year (12 mths)	2016-17 Q3	2016-17 Q4	2017-18 Q1	2017-18 Q2	Year (12 mths)
SEF10056	0	0	0	0	0	0	0	0	0	0	-	-	-	-	-
SEF10077	195	234	216	218	863	13	21	30	21	85	7%	9%	14%	10%	10%
SEF10078	41	47	80	63	231	***	16	24	19	60	2%	34%	30%	30%	26%
SEF55000	26	44	49	45	164	10	28	29	31	98	38%	64%	59%	69%	60%
SEF55708	246	237	240	247	970	53	58	39	31	181	22%	24%	16%	13%	19%
SEF56448	33	39	45	33	150	0	0	0	0	0	0%	0%	0%	0%	0%
SEF56452	86	86	92	88	352	0	***	0	***	***	0%	1%	0%	1%	1%
SEF56453	7	***	26	17	54	***	0	6	0	9	43%	0%	23%	0%	17%
SEF56456	222	193	174	153	742	60	40	22	13	135	27%	21%	13%	8%	18%
SEF56460	212	192	184	197	785	0	0	0	***	***	0%	0%	0%	1%	0%
SEF56462	35	43	25	66	169	0	0	***	***	***	0%	0%	4%	2%	1%
SEF56464	0	0	***	9	12	0	0	***	8	11	-	-	100%	89%	92%
SEF56465	0	0	0	0	0	0	0	0	0	0	-	-	-	-	-
SEF56466	13	12	16	14	55	***	***	0	0	***	23%	8%	0%	0%	7%
SEF56499	47	49	43	36	175	0	0	0	0	0	0%	0%	0%	0%	0%
SEF56504	10	28	25	15	78	***	***	0	0	***	10%	7%	0%	0%	4%
SEF56507	***	***	5	0	7	***	0	0	0	***	100%	0%	0%	-	14%
SEF56520	700	578	622	781	2,681	29	36	***	33	99	4%	6%	0%	4%	4%
SEF56525	***	0	0	0	***	0	0	0	0	0	0%	-	-	-	0%
SEF56526	127	151	230	247	755	7	***	6	9	24	6%	1%	3%	4%	3%
SEF56845	66	0	0	0	66	12	0	0	0	12	18%	-	-	-	18%
	-	-	-	-	-	-	-	-	-	-	-	-	-	-	-
	-	-	-	-	-	-	-	-	-	-	-	-	-	-	-
	-	-	-	-	-	-	-	-	-	-	-	-	-	-	-
	-	-	-	-	-	-	-	-	-	-	-	-	-	-	-
	-	-	-	-	-	-	-	-	-	-	-	-	-	-	-
	-	-	-	-	-	-	-	-	-	-	-	-	-	-	-
	-	-	-	-	-	-	-	-	-	-	-	-	-	-	-
	-	-	-	-	-	-	-	-	-	-	-	-	-	-	-
	-	-	-	-	-	-	-	-	-	-	-	-	-	-	-
	-	-	-	-	-	-	-	-	-	-	-	-	-	-	-
	-	-	-	-	-	-	-	-	-	-	-	-	-	-	-
SEF	2,071	1,938	2,075	2,229	8,313	193	205	161	168	727	9%	11%	8%	8%	9%



8,313

Number of syringe exchange transactions by clients in the Sefton Local Authority area this year

**There were 727 equipment returns were recorded
A ratio of 1 return to every 11.4 syringe exchange visits**

CLIENT REVIEW DATA: BY AGENCY

CLIENTS WITH ASSESSMENT COMPLETED:

The number and percentage of individuals who have any of the assessment data items completed, shown for each of the last four quarters and for the full year (rolling 12 month period).

IMS	Agencies	2016-17 Q3		2016-17 Q4		2017-18 Q1		2017-18 Q2		Full Year (rolling 12 mths)	
		n	%	n	%	n	%	n	%	n	%
SEF10056	Independence Initiative	19	100%	40	100%	13	100%	8	89%	77	99%
SEF10077	Ambition Sefton, Southport - MerseyCare	97	94%	104	90%	79	88%	88	86%	206	84%
SEF10078	Ambition Sefton, Bootle - MerseyCare	17	65%	22	100%	26	100%	28	93%	67	86%
SEF55000	Aintree Pharmacy	14	100%	18	100%	22	100%	19	100%	44	100%
SEF55708	M L Davey Chemist, Litherland	29	100%	23	100%	28	100%	33	100%	50	100%
SEF56448	Bispham Road Pharmacy	28	100%	31	100%	33	100%	25	100%	94	100%
SEF56452	Boots - South Rd, Waterloo	32	100%	23	100%	30	100%	29	100%	71	100%
SEF56453	Boots - Liverpool Rd, Corsby	***	100%	***	100%	9	100%	***	100%	15	100%
SEF56456	Cohens - Marian Square, Netherton	47	100%	50	100%	44	100%	27	100%	94	100%
SEF56460	Haddens Pharmacy - Litherland Rd, Bootle	89	100%	83	100%	78	100%	97	100%	170	100%
SEF56462	Lloyds - Knowsley Rd	28	100%	33	100%	23	100%	41	100%	80	100%
SEF56464	Lloyds - North Park	0	-	0	-	***	100%	8	100%	10	100%
SEF56465	Merton Pharmacy - Stanley Road	0	-	0	-	0	-	0	-	0	-
SEF56466	Netherton Park Pharmacy	11	100%	10	100%	13	100%	12	100%	31	100%
SEF56499	Higgins Pharmacy - Crosby Road North	31	100%	33	100%	29	100%	24	100%	91	100%
SEF56504	Lloyds - Crosby Rd North	9	100%	23	100%	23	100%	12	100%	60	100%
SEF56507	Rowlands - Upper Aughton Rd	***	100%	***	100%	5	100%	0	-	7	100%
SEF56520	Superdrug - Eastbank Street, Southport	147	100%	123	100%	122	100%	139	100%	315	100%
SEF56525	Boots - Cambridge Rd, Southport	***	100%	0	-	0	-	0	-	***	100%
SEF56526	Boots - Seaforth	87	100%	94	100%	162	100%	147	100%	361	100%
SEF56845	Bridge Road Pharmacy, Litherland	59	100%	0	-	0	-	0	-	59	100%
		-	-	-	-	-	-	-	-	-	-
		-	-	-	-	-	-	-	-	-	-
		-	-	-	-	-	-	-	-	-	-
		-	-	-	-	-	-	-	-	-	-
		-	-	-	-	-	-	-	-	-	-
		-	-	-	-	-	-	-	-	-	-
		-	-	-	-	-	-	-	-	-	-
		-	-	-	-	-	-	-	-	-	-
		-	-	-	-	-	-	-	-	-	-
		-	-	-	-	-	-	-	-	-	-
		-	-	-	-	-	-	-	-	-	-
		-	-	-	-	-	-	-	-	-	-
		-	-	-	-	-	-	-	-	-	-
SEF	Sefton Local Authority	691	98%	663	98%	692	98%	690	98%	1,728	97%

CLIENT REVIEW DATA: BY AGENCY

CLIENTS WITH ASSESSMENT COMPLETED: (FULL YEAR)

The number and percentage of individuals who have the stated assessment data item completed, shown for the full year (rolling 12 month period).

IMS	Agencies	Main Substance		Accommodation Status		Employment Status		Parental Status		Disability		Postcode	
		n	%	n	%	n	%	n	%	n	%	n	%
SEF10056	Independence Initiative	77	99%	76	97%	77	99%	77	99%	64	82%	76	97%
SEF10077	Ambition Sefton, Southport - MerseyCare	206	84%	156	64%	109	44%	108	44%	95	39%	188	77%
SEF10078	Ambition Sefton, Bootle - MerseyCare	67	86%	42	54%	40	51%	40	51%	33	42%	63	81%
SEF55000	Aintree Pharmacy	32	73%	44	100%	-	-	-	-	-	-	39	89%
SEF55708	M L Davey Chemist, Litherland	47	94%	50	100%	-	-	-	-	-	-	42	84%
SEF56448	Bispham Road Pharmacy	***	1%	94	100%	-	-	-	-	-	-	***	1%
SEF56452	Boots - South Rd, Waterloo	39	55%	71	100%	-	-	-	-	-	-	56	79%
SEF56453	Boots - Liverpool Rd, Corsby	14	93%	15	100%	-	-	-	-	-	-	15	100%
SEF56456	Cohens - Marian Square, Netherton	62	66%	94	100%	-	-	-	-	-	-	73	78%
SEF56460	Haddens Pharmacy - Litherland Rd, Bootle	169	99%	170	100%	-	-	-	-	-	-	150	88%
SEF56462	Lloyds - Knowsley Rd	75	94%	80	100%	-	-	-	-	-	-	15	19%
SEF56464	Lloyds - North Park	10	100%	10	100%	-	-	-	-	-	-	-	-
SEF56465	Merton Pharmacy - Stanley Road	-	-	-	-	-	-	-	-	-	-	-	-
SEF56466	Netherton Park Pharmacy	7	23%	31	100%	-	-	-	-	-	-	15	48%
SEF56499	Higgins Pharmacy - Crosby Road North	53	58%	91	100%	-	-	-	-	-	-	65	71%
SEF56504	Lloyds - Crosby Rd North	54	90%	60	100%	-	-	-	-	-	-	54	90%
SEF56507	Rowlands - Upper Aughton Rd	5	71%	7	100%	-	-	-	-	-	-	7	100%
SEF56520	Superdrug - Eastbank Street, Southport	301	96%	315	100%	-	-	-	-	-	-	284	90%
SEF56525	Boots - Cambridge Rd, Southport	***	100%	***	100%	-	-	-	-	-	-	***	100%
SEF56526	Boots - Seaforth	261	72%	361	100%	-	-	-	-	-	-	179	50%
SEF56845	Bridge Road Pharmacy, Litherland	54	92%	59	100%	-	-	-	-	-	-	***	7%
		-	-	-	-	-	-	-	-	-	-	-	-
		-	-	-	-	-	-	-	-	-	-	-	-
		-	-	-	-	-	-	-	-	-	-	-	-
		-	-	-	-	-	-	-	-	-	-	-	-
		-	-	-	-	-	-	-	-	-	-	-	-
		-	-	-	-	-	-	-	-	-	-	-	-
		-	-	-	-	-	-	-	-	-	-	-	-
		-	-	-	-	-	-	-	-	-	-	-	-
		-	-	-	-	-	-	-	-	-	-	-	-
		-	-	-	-	-	-	-	-	-	-	-	-
		-	-	-	-	-	-	-	-	-	-	-	-
		-	-	-	-	-	-	-	-	-	-	-	-
		-	-	-	-	-	-	-	-	-	-	-	-
SEF	Sefton Local Authority	1,389	78%	1,678	95%	222	13%	221	12%	191	11%	1,219	69%

CLIENT REVIEW DATA: BY AGENCY

CLIENTS WITH ASSESSMENT COMPLETED: (LAST QUARTER)

The number and percentage of individuals seen in the last quarter (2017-18 Q2) who have the stated assessment data item completed.

IMS	Agencies	Main Substance		Accommodation Status		Employment Status		Parental Status		Disability		Postcode	
		n	%	n	%	n	%	n	%	n	%	n	%
SEF10056	Independence Initiative	8	89%	8	89%	8	89%	8	89%	7	78%	8	89%
SEF10077	Ambition Sefton, Southport - MerseyCare	88	86%	72	71%	53	52%	51	50%	45	44%	85	83%
SEF10078	Ambition Sefton, Bootle - MerseyCare	28	93%	26	87%	26	87%	25	83%	24	80%	27	90%
SEF55000	Aintree Pharmacy	15	79%	19	100%	-	-	-	-	-	-	18	95%
SEF55708	M L Davey Chemist, Litherland	32	97%	33	100%	-	-	-	-	-	-	27	82%
SEF56448	Bispham Road Pharmacy	-	-	25	100%	-	-	-	-	-	-	-	-
SEF56452	Boots - South Rd, Waterloo	15	52%	29	100%	-	-	-	-	-	-	26	90%
SEF56453	Boots - Liverpool Rd, Corsby	***	100%	***	100%	-	-	-	-	-	-	***	100%
SEF56456	Cohens - Marian Square, Netherton	17	63%	27	100%	-	-	-	-	-	-	22	81%
SEF56460	Haddens Pharmacy - Litherland Rd, Bootle	96	99%	97	100%	-	-	-	-	-	-	86	89%
SEF56462	Lloyds - Knowsley Rd	40	98%	41	100%	-	-	-	-	-	-	13	32%
SEF56464	Lloyds - North Park	8	100%	8	100%	-	-	-	-	-	-	-	-
SEF56465	Merton Pharmacy - Stanley Road	-	-	-	-	-	-	-	-	-	-	-	-
SEF56466	Netherton Park Pharmacy	***	17%	12	100%	-	-	-	-	-	-	6	50%
SEF56499	Higgins Pharmacy - Crosby Road North	17	71%	24	100%	-	-	-	-	-	-	19	79%
SEF56504	Lloyds - Crosby Rd North	10	83%	12	100%	-	-	-	-	-	-	11	92%
SEF56507	Rowlands - Upper Aughton Rd	-	-	-	-	-	-	-	-	-	-	-	-
SEF56520	Superdrug - Eastbank Street, Southport	135	97%	139	100%	-	-	-	-	-	-	125	90%
SEF56525	Boots - Cambridge Rd, Southport	-	-	-	-	-	-	-	-	-	-	-	-
SEF56526	Boots - Seaforth	118	80%	147	100%	-	-	-	-	-	-	57	39%
SEF56845	Bridge Road Pharmacy, Litherland	-	-	-	-	-	-	-	-	-	-	-	-
		-	-	-	-	-	-	-	-	-	-	-	-
		-	-	-	-	-	-	-	-	-	-	-	-
		-	-	-	-	-	-	-	-	-	-	-	-
		-	-	-	-	-	-	-	-	-	-	-	-
		-	-	-	-	-	-	-	-	-	-	-	-
		-	-	-	-	-	-	-	-	-	-	-	-
		-	-	-	-	-	-	-	-	-	-	-	-
		-	-	-	-	-	-	-	-	-	-	-	-
		-	-	-	-	-	-	-	-	-	-	-	-
		-	-	-	-	-	-	-	-	-	-	-	-
		-	-	-	-	-	-	-	-	-	-	-	-
		-	-	-	-	-	-	-	-	-	-	-	-
		-	-	-	-	-	-	-	-	-	-	-	-
		-	-	-	-	-	-	-	-	-	-	-	-
SEF	Sefton Local Authority	586	83%	675	96%	86	12%	83	12%	75	11%	496	71%

Clients seen: a count of unique clients who have any one of the following activities recorded within the stated period – brief intervention, onward referral, wellbeing review, syringe exchange transaction, syringe return transaction.

Activity summary: a count of each activity recorded quarterly and for the last year (12 months).

Clients with assessment: the number and percentage of clients seen within the stated period who have ever had an assessment completed.

Assessment data items: the number and percentage of clients seen within the stated period who have ever had the specified data item recorded, this excludes any 'Not Known' responses.

Client and Activity Counts: Red less than ½ quarterly average, Green greater than 1½ times the quarterly average for the agency.

Returns rate: Red below 20% Green over 70%

Data items: Red below 40% Amber between 40 – 70% Green over 70%

The figures shown for Year /12 months are for the last 4 quarters, rather than the current year to date, this is to allow comparison of yearly figures between different reporting periods.

Report prepared by the PHI Monitoring Team,
Public Health Institute, Liverpool John Moores University,
Henry Cotton Building, 15-21 Webster Street, Liverpool,
L3 2ET. Tel: (0151) 231 4314.
<http://ims.ljmu.ac.uk/info>
www.twitter.com/phi_ims

