

INTRODUCTION:


Issue: 1 Updated: 24/07/2017

This activity & data quality report is designed to accompany the quarterly IMS monitoring report. The information in this report is shown for each service and as a total for the local authority area. The sections of this report show both the consistency in the number of clients and volume of activity that is entered into IMS each quarter, and the number and data quality of assessments that are completed for the clients that are seen.

If you have any questions about your data, need help or more information please do contact us <https://ims.ljmu.ac.uk/contact>

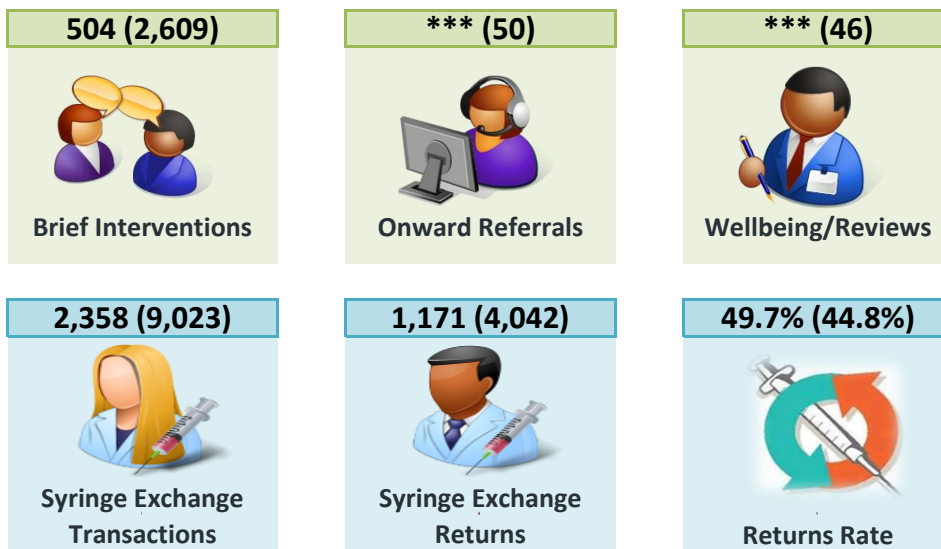
Contents			
Count of individuals	p.2	Clients with assessment	p.5
Count of activity recorded	p.3	Assessment data items	p.6
		Data notes & methodology	p.8

TOTAL CLIENTS SEEN: WIRRAL



* Summary figures where shown in brackets are for a full year / 12 month period

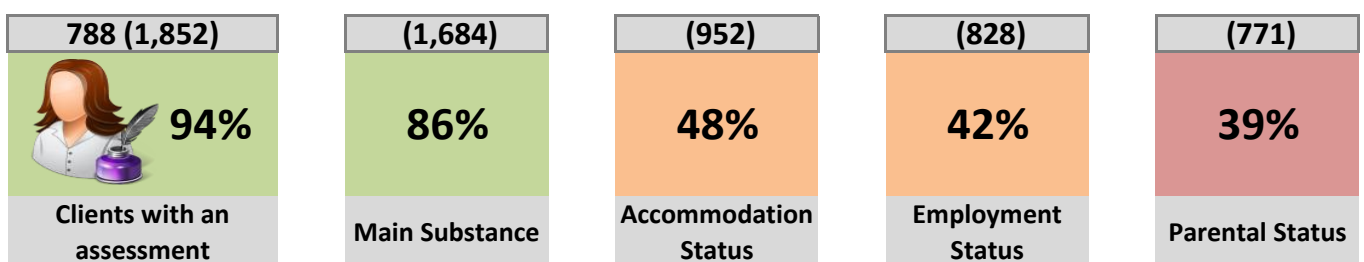
ACTIVITY RECORDED: WIRRAL



In the most recent quarter 504 brief interventions were delivered to 812 clients in the Wirral local authority area. This equates to an average of 0.62 interventions per person.

There were 1,171 equipment returns recorded during 2017-18 Q1 a ratio of 1 return to every 2. syringe exchange visits, (or 49.7% of visits).


ASSESSMENT DATA ITEMS: IMS DATA QUALITY REPORT



ACTIVITY SUMMARY: BY AGENCY

Total activity by type delivered by each agency quarterly and as a total for the current year to date.

IMS	Syringe Exchange Transactions					Syringe Exchange Returns					Returns Rate				
	2016-17 Q2	2016-17 Q3	2016-17 Q4	2017-18 Q1	Year (12 mths)	2016-17 Q2	2016-17 Q3	2016-17 Q4	2017-18 Q1	Year (12 mths)	2016-17 Q2	2016-17 Q3	2016-17 Q4	2017-18 Q1	Year (12 mths)
WIR10019	0	0	0	0	0	0	0	0	0	0	-	-	-	-	-
WIR10049	0	0	0	0	0	0	0	0	0	0	-	-	-	-	-
WIR20059	0	0	0	0	0	0	0	0	0	0	-	-	-	-	-
WIR10059	0	0	0	0	0	0	0	0	0	0	-	-	-	-	-
WIR30057	687	818	810	727	3,042	224	226	212	226	888	33%	28%	26%	31%	29%
WIR30058	0	23	48	64	135	***	8	13	30	52	-	35%	27%	47%	39%
WIR30067	19	14	50	51	134	6	***	20	22	52	32%	29%	40%	43%	39%
WIR50076	229	138	271	135	773	28	32	77	66	203	12%	23%	28%	49%	26%
WIR50077	68	63	13	32	176	7	***	***	***	14	10%	3%	15%	9%	8%
WIR50079	13	17	19	11	60	18	7	5	***	34	138%	41%	26%	36%	57%
WIR50080	258	226	238	197	919	85	77	69	65	296	33%	34%	29%	33%	32%
WIR50087	***	***	26	8	39	0	0	6	***	10	0%	0%	23%	50%	26%
WIR50088	163	175	36	44	418	114	110	29	29	282	70%	63%	81%	66%	67%
WIR50090	42	39	40	94	215	23	21	19	49	112	55%	54%	48%	52%	52%
WIR50097	66	69	103	53	291	8	16	30	10	64	12%	23%	29%	19%	22%
WIR50105	19	46	43	40	148	10	31	31	28	100	53%	67%	72%	70%	68%
WIR50106	64	24	77	62	227	39	19	55	37	150	61%	79%	71%	60%	66%
WIR50108	41	131	207	158	537	49	115	176	143	483	120%	88%	85%	91%	90%
WIR50135	150	174	104	111	539	118	125	96	97	436	79%	72%	92%	87%	81%
WIR50153	26	345	428	571	1,370	17	211	280	358	866	65%	61%	65%	63%	63%
	-	-	-	-	-	-	-	-	-	-	-	-	-	-	-
	-	-	-	-	-	-	-	-	-	-	-	-	-	-	-
	-	-	-	-	-	-	-	-	-	-	-	-	-	-	-
	-	-	-	-	-	-	-	-	-	-	-	-	-	-	-
	-	-	-	-	-	-	-	-	-	-	-	-	-	-	-
	-	-	-	-	-	-	-	-	-	-	-	-	-	-	-
	-	-	-	-	-	-	-	-	-	-	-	-	-	-	-
	-	-	-	-	-	-	-	-	-	-	-	-	-	-	-
	-	-	-	-	-	-	-	-	-	-	-	-	-	-	-
	-	-	-	-	-	-	-	-	-	-	-	-	-	-	-
	-	-	-	-	-	-	-	-	-	-	-	-	-	-	-
	-	-	-	-	-	-	-	-	-	-	-	-	-	-	-
WIR	1,847	2,305	2,513	2,358	9,023	747	1,004	1,120	1,171	4,042	40%	44%	45%	50%	45%



Number of syringe exchange transactions by clients in the Wirral Local Authority area this year

**There were 4,042 equipment returns were recorded
A ratio of 1 return to every 2.2 syringe exchange visits**

CLIENT REVIEW DATA: BY AGENCY

CLIENTS WITH ASSESSMENT COMPLETED:

The number and percentage of individuals who have any of the assessment data items completed, shown for each of the last four quarters and for the full year (rolling 12 month period).

IMS	Agencies	2016-17 Q2		2016-17 Q3		2016-17 Q4		2017-18 Q1		Full Year (rolling 12 mths)	
		n	%	n	%	n	%	n	%	n	%
WIR10019	Response, Wirral	17	94%	33	100%	27	100%	9	100%	74	99%
WIR10049	TSP Second Chance Project	49	96%	25	100%	0	-	0	-	55	96%
WIR20059	Wirral CGL - NPS	5	100%	0	-	0	-	0	-	5	100%
WIR10059	Wirral Integrated Recovery Service	23	100%	22	96%	28	100%	9	100%	59	98%
WIR30057	Birkenhead SES, Wirral - CGL	331	86%	375	91%	503	99%	414	95%	1,002	91%
WIR30058	Moreton SES, Wirral - CGL	***	67%	17	94%	33	87%	34	87%	62	85%
WIR30067	Wallasey SES, Wirral - CGL	12	63%	14	93%	42	100%	37	100%	77	92%
WIR50076	Rowlands (Branch: 1368) - Market St	40	100%	36	97%	52	100%	35	100%	90	99%
WIR50077	Lee's Pharmacy - Wood Church	8	100%	5	100%	7	100%	8	100%	17	100%
WIR50079	Rowlands (Branch: 1284) - Moreton	12	100%	11	100%	11	100%	9	100%	29	100%
WIR50080	Old Chester Pharmacy, Rockferry	35	100%	31	100%	33	100%	28	100%	67	100%
WIR50087	Wilsons Chemist, West Kirby	***	100%	***	67%	***	100%	***	100%	5	83%
WIR50088	Boots (Branch: 5169 - Rockferry)	22	100%	27	100%	21	100%	28	100%	56	100%
WIR50090	Victoria Pharmacy, New Brighton	13	100%	9	90%	13	100%	21	100%	35	97%
WIR50097	Egremont Pharmacy, Wallasey	18	100%	21	84%	29	100%	22	100%	57	93%
WIR50105	Lloyds - (Branch: 6705) Arrowe Park	8	100%	7	88%	9	100%	9	90%	19	90%
WIR50106	Boots (Branch: 5989 - Bidston)	19	95%	16	89%	27	100%	25	100%	54	95%
WIR50108	Wyn Ellis and Son, Poulton Rd, Wallasey	16	100%	24	92%	28	100%	19	95%	54	95%
WIR50135	Cloughton Pharmacy, Park Rd Nth, Birken	26	100%	23	100%	29	100%	27	100%	51	100%
WIR50153	MedicX Pharmacy, St Caths, Tranmere	17	100%	85	93%	138	100%	148	100%	246	98%
		-	-	-	-	-	-	-	-	-	-
		-	-	-	-	-	-	-	-	-	-
		-	-	-	-	-	-	-	-	-	-
		-	-	-	-	-	-	-	-	-	-
		-	-	-	-	-	-	-	-	-	-
		-	-	-	-	-	-	-	-	-	-
		-	-	-	-	-	-	-	-	-	-
		-	-	-	-	-	-	-	-	-	-
		-	-	-	-	-	-	-	-	-	-
		-	-	-	-	-	-	-	-	-	-
		-	-	-	-	-	-	-	-	-	-
		-	-	-	-	-	-	-	-	-	-
		-	-	-	-	-	-	-	-	-	-
		-	-	-	-	-	-	-	-	-	-
WIR	Wirral Local Authority	616	92%	714	94%	936	99%	788	97%	1,852	94%

CLIENT REVIEW DATA: BY AGENCY

CLIENTS WITH ASSESSMENT COMPLETED: (FULL YEAR)

The number and percentage of individuals who have the stated assessment data item completed, shown for the full year (rolling 12 month period).

IMS	Agencies	Main Substance		Accommodation Status		Employment Status		Parental Status		Disability		Postcode	
		n	%	n	%	n	%	n	%	n	%	n	%
WIR10019	Response, Wirral	74	99%	74	99%	74	99%	72	96%	62	83%	33	44%
WIR10049	TSP Second Chance Project	55	96%	55	96%	55	96%	55	96%	54	95%	52	91%
WIR20059	Wirral CGL - NPS	5	100%	-	-	-	-	-	-	-	-	-	-
WIR10059	Wirral Integrated Recovery Service	57	95%	55	92%	49	82%	56	93%	***	3%	57	95%
WIR30057	Birkenhead SES, Wirral - CGL	999	91%	693	63%	592	54%	537	49%	595	54%	839	76%
WIR30058	Moreton SES, Wirral - CGL	62	85%	30	41%	9	12%	8	11%	9	12%	47	64%
WIR30067	Wallasey SES, Wirral - CGL	77	92%	67	80%	60	71%	51	61%	40	48%	66	79%
WIR50076	Rowlands (Branch: 1368) - Market St	77	85%	-	-	-	-	-	-	-	-	90	99%
WIR50077	Lee's Pharmacy - Wood Church	15	88%	-	-	-	-	-	-	-	-	17	100%
WIR50079	Rowlands (Branch: 1284) - Moreton	7	24%	-	-	-	-	-	-	-	-	29	100%
WIR50080	Old Chester Pharmacy, Rockferry	66	99%	-	-	-	-	-	-	-	-	67	100%
WIR50087	Wilsons Chemist, West Kirby	5	83%	-	-	-	-	-	-	-	-	5	83%
WIR50088	Boots (Branch: 5169 - Rockferry)	34	61%	-	-	-	-	-	-	-	-	56	100%
WIR50090	Victoria Pharmacy, New Brighton	20	56%	-	-	-	-	-	-	-	-	35	97%
WIR50097	Egremont Pharmacy, Wallasey	45	74%	-	-	-	-	-	-	-	-	57	93%
WIR50105	Lloyds - (Branch: 6705) Arrowe Park	18	86%	-	-	-	-	-	-	-	-	19	90%
WIR50106	Boots (Branch: 5989 - Bidston)	36	63%	-	-	-	-	-	-	-	-	54	95%
WIR50108	Wyn Ellis and Son, Poulton Rd, Wallasey	35	61%	-	-	-	-	-	-	-	-	54	95%
WIR50135	Cloughton Pharmacy, Park Rd Nth, Birken	39	76%	-	-	-	-	-	-	-	-	51	100%
WIR50153	MedicX Pharmacy, St Caths, Tranmere	151	60%	-	-	-	-	-	-	-	-	246	98%
		-	-	-	-	-	-	-	-	-	-	-	-
		-	-	-	-	-	-	-	-	-	-	-	-
		-	-	-	-	-	-	-	-	-	-	-	-
		-	-	-	-	-	-	-	-	-	-	-	-
		-	-	-	-	-	-	-	-	-	-	-	-
		-	-	-	-	-	-	-	-	-	-	-	-
		-	-	-	-	-	-	-	-	-	-	-	-
		-	-	-	-	-	-	-	-	-	-	-	-
		-	-	-	-	-	-	-	-	-	-	-	-
		-	-	-	-	-	-	-	-	-	-	-	-
		-	-	-	-	-	-	-	-	-	-	-	-
		-	-	-	-	-	-	-	-	-	-	-	-
		-	-	-	-	-	-	-	-	-	-	-	-
		-	-	-	-	-	-	-	-	-	-	-	-
		-	-	-	-	-	-	-	-	-	-	-	-
		-	-	-	-	-	-	-	-	-	-	-	-
WIR	Wirral Local Authority	1,684	86%	952	48%	828	42%	771	39%	756	38%	1,660	84%

CLIENT REVIEW DATA: BY AGENCY

CLIENTS WITH ASSESSMENT COMPLETED: (LAST QUARTER)

The number and percentage of individuals seen in the last quarter (2017-18 Q1) who have the stated assessment data item completed.

IMS	Agencies	Main Substance		Accommodation Status		Employment Status		Parental Status		Disability		Postcode	
		n	%	n	%	n	%	n	%	n	%	n	%
WIR10019	Response, Wirral	9	100%	9	100%	9	100%	9	100%	9	100%	9	100%
WIR10049	TSP Second Chance Project	-	-	-	-	-	-	-	-	-	-	-	-
WIR20059	Wirral CGL - NPS	-	-	-	-	-	-	-	-	-	-	-	-
WIR10059	Wirral Integrated Recovery Service	9	100%	9	100%	7	78%	9	100%	-	-	8	89%
WIR30057	Birkenhead SES, Wirral - CGL	413	95%	316	73%	267	62%	233	54%	263	61%	347	80%
WIR30058	Moreton SES, Wirral - CGL	34	87%	19	49%	7	18%	6	15%	7	18%	23	59%
WIR30067	Wallasey SES, Wirral - CGL	37	100%	31	84%	27	73%	24	65%	17	46%	31	84%
WIR50076	Rowlands (Branch: 1368) - Market St	32	91%	-	-	-	-	-	-	-	-	35	100%
WIR50077	Lee's Pharmacy - Wood Church	7	88%	-	-	-	-	-	-	-	-	8	100%
WIR50079	Rowlands (Branch: 1284) - Moreton	***	11%	-	-	-	-	-	-	-	-	9	100%
WIR50080	Old Chester Pharmacy, Rockferry	28	100%	-	-	-	-	-	-	-	-	28	100%
WIR50087	Wilson's Chemist, West Kirby	***	100%	-	-	-	-	-	-	-	-	***	100%
WIR50088	Boots (Branch: 5169 - Rockferry)	14	50%	-	-	-	-	-	-	-	-	28	100%
WIR50090	Victoria Pharmacy, New Brighton	10	48%	-	-	-	-	-	-	-	-	21	100%
WIR50097	Egremont Pharmacy, Wallasey	20	91%	-	-	-	-	-	-	-	-	22	100%
WIR50105	Lloyds - (Branch: 6705) Arrowe Park	9	90%	-	-	-	-	-	-	-	-	9	90%
WIR50106	Boots (Branch: 5989 - Bidston)	9	36%	-	-	-	-	-	-	-	-	25	100%
WIR50108	Wyn Ellis and Son, Poulton Rd, Wallasey	10	50%	-	-	-	-	-	-	-	-	19	95%
WIR50135	Claughton Pharmacy, Park Rd Nth, Birken	19	70%	-	-	-	-	-	-	-	-	27	100%
WIR50153	MedicX Pharmacy, St Caths, Tranmere	90	61%	-	-	-	-	-	-	-	-	148	100%
		-	-	-	-	-	-	-	-	-	-	-	-
		-	-	-	-	-	-	-	-	-	-	-	-
		-	-	-	-	-	-	-	-	-	-	-	-
		-	-	-	-	-	-	-	-	-	-	-	-
		-	-	-	-	-	-	-	-	-	-	-	-
		-	-	-	-	-	-	-	-	-	-	-	-
		-	-	-	-	-	-	-	-	-	-	-	-
		-	-	-	-	-	-	-	-	-	-	-	-
		-	-	-	-	-	-	-	-	-	-	-	-
		-	-	-	-	-	-	-	-	-	-	-	-
		-	-	-	-	-	-	-	-	-	-	-	-
		-	-	-	-	-	-	-	-	-	-	-	-
		-	-	-	-	-	-	-	-	-	-	-	-
		-	-	-	-	-	-	-	-	-	-	-	-
WIR	Wirral Local Authority	689	85%	379	47%	313	39%	279	34%	294	36%	725	89%

Clients seen: a count of unique clients who have any one of the following activities recorded within the stated period – brief intervention, onward referral, wellbeing review, syringe exchange transaction, syringe return transaction.

Activity summary: a count of each activity recorded quarterly and for the last year (12 months).

Clients with assessment: the number and percentage of clients seen within the stated period who have ever had an assessment completed.

Assessment data items: the number and percentage of clients seen within the stated period who have ever had the specified data item recorded, this excludes any 'Not Known' responses.

Client and Activity Counts: Red less than ½ quarterly average, Green greater than 1½ times the quarterly average for the agency.

Returns rate: Red below 20% Green over 70%

Data items: Red below 40% Amber between 40 – 70% Green over 70%

The figures shown for Year /12 months are for the last 4 quarters, rather than the current year to date, this is to allow comparison of yearly figures between different reporting periods.

Report prepared by the PHI Monitoring Team,
Public Health Institute, Liverpool John Moores University,
Henry Cotton Building, 15-21 Webster Street, Liverpool,
L3 2ET. Tel: (0151) 231 4314.
<http://ims.ljmu.ac.uk/info>
www.twitter.com/phi_ims

