


This activity & data quality report is designed to accompany the quarterly IMS monitoring report. The information in this report is shown for each service and as a total for the local authority area. The sections of this report show both the consistency in the number of clients and volume of activity that is entered into IMS each quarter, and the number and data quality of assessments that are completed for the clients that are seen.

If you have any questions about your data, need help or more information please do contact us <https://ims.ljmu.ac.uk/contact>

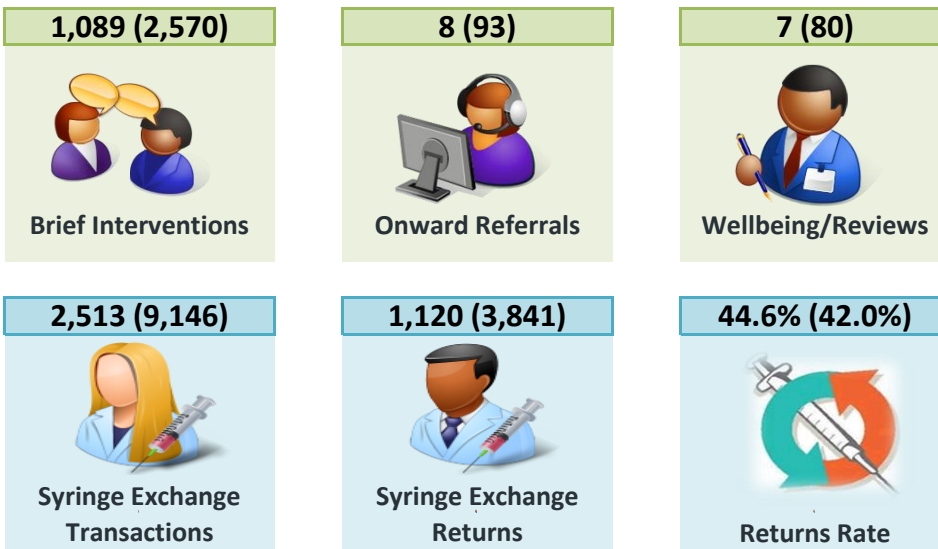
Contents			
Count of individuals	p.2	Clients with assessment	p.5
Count of activity recorded	p.3	Assessment data items	p.6
		Data notes & methodology	p.8

TOTAL CLIENTS SEEN: WIRRAL



* Summary figures where shown in brackets are for a full year / 12 month period

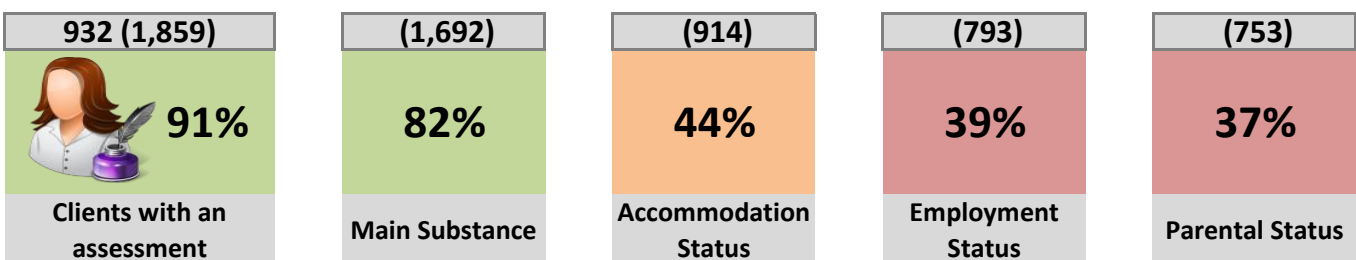
ACTIVITY RECORDED: WIRRAL



In the most recent quarter 1,089 brief interventions were delivered to 944 clients in the Wirral local authority area. This equates to an average of 1.15 interventions per person.

There were 1,120 equipment returns recorded during 2016-17 Q4 a ratio of 1 return to every 2.2 syringe exchange visits, (or 44.6% of visits).

ASSESSMENT DATA ITEMS: IMS DATA QUALITY REPORT



ACTIVITY SUMMARY: BY AGENCY

Total activity by type delivered by each agency quarterly and as a total for the full year (rolling 12 month period).

IMS	Brief Interventions					Onward Referrals					Wellbeing/Reviews				
	2016-17 Q1	2016-17 Q2	2016-17 Q3	2016-17 Q4	Year (12 mths)	2016-17 Q1	2016-17 Q2	2016-17 Q3	2016-17 Q4	Year (12 mths)	2016-17 Q1	2016-17 Q2	2016-17 Q3	2016-17 Q4	Year (12 mths)
WIR10019	76	55	123	91	345	0	0	0	0	0	0	0	0	0	0
WIR10049	165	189	82	0	436	42	19	7	0	68	28	19	***	0	51
WIR20059	***	5	0	0	7	0	0	0	0	0	0	0	0	0	0
WIR10059	37	24	22	28	111	0	0	0	0	0	9	8	5	7	29
WIR30057	179	247	208	958	1,592	***	***	10	7	24	0	0	0	0	0
WIR30058	0	***	***	0	***	0	0	0	0	0	0	0	0	0	0
WIR30067	0	38	22	12	72	0	0	0	***	***	0	0	0	0	0
WIR50076	0	0	0	0	0	0	0	0	0	0	0	0	0	0	0
WIR50077	0	0	0	0	0	0	0	0	0	0	0	0	0	0	0
WIR50079	0	0	0	0	0	0	0	0	0	0	0	0	0	0	0
WIR50080	0	0	0	0	0	0	0	0	0	0	0	0	0	0	0
WIR50087	0	0	0	0	0	0	0	0	0	0	0	0	0	0	0
WIR50088	0	0	0	0	0	0	0	0	0	0	0	0	0	0	0
WIR50090	0	0	0	0	0	0	0	0	0	0	0	0	0	0	0
WIR50097	0	0	0	0	0	0	0	0	0	0	0	0	0	0	0
WIR50105	0	0	0	0	0	0	0	0	0	0	0	0	0	0	0
WIR50106	0	0	0	0	0	0	0	0	0	0	0	0	0	0	0
WIR50108	0	0	0	0	0	0	0	0	0	0	0	0	0	0	0
WIR50135	0	0	0	0	0	0	0	0	0	0	0	0	0	0	0
WIR50153	0	0	0	0	0	0	0	0	0	0	0	0	0	0	0
	-	-	-	-	-	-	-	-	-	-	-	-	-	-	-
	-	-	-	-	-	-	-	-	-	-	-	-	-	-	-
	-	-	-	-	-	-	-	-	-	-	-	-	-	-	-
	-	-	-	-	-	-	-	-	-	-	-	-	-	-	-
	-	-	-	-	-	-	-	-	-	-	-	-	-	-	-
	-	-	-	-	-	-	-	-	-	-	-	-	-	-	-
	-	-	-	-	-	-	-	-	-	-	-	-	-	-	-
	-	-	-	-	-	-	-	-	-	-	-	-	-	-	-
	-	-	-	-	-	-	-	-	-	-	-	-	-	-	-
	-	-	-	-	-	-	-	-	-	-	-	-	-	-	-
	-	-	-	-	-	-	-	-	-	-	-	-	-	-	-
	-	-	-	-	-	-	-	-	-	-	-	-	-	-	-
	-	-	-	-	-	-	-	-	-	-	-	-	-	-	-
	-	-	-	-	-	-	-	-	-	-	-	-	-	-	-
	-	-	-	-	-	-	-	-	-	-	-	-	-	-	-
	-	-	-	-	-	-	-	-	-	-	-	-	-	-	-
WIR	462	561	458	1,089	2,570	45	23	17	8	93	37	27	9	7	80




2,570 Number of brief interventions delivered to clients in the Wirral Local Authority area this year
That equates to an average of 1.25 interventions per person

ACTIVITY SUMMARY: BY AGENCY

Total activity by type delivered by each agency quarterly and as a total for the current year to date.

IMS	Syringe Exchange Transactions					Syringe Exchange Returns					Returns Rate				
	2016-17 Q1	2016-17 Q2	2016-17 Q3	2016-17 Q4	Year (12 mths)	2016-17 Q1	2016-17 Q2	2016-17 Q3	2016-17 Q4	Year (12 mths)	2016-17 Q1	2016-17 Q2	2016-17 Q3	2016-17 Q4	Year (12 mths)
WIR10019	0	0	0	0	0	0	0	0	0	0	-	-	-	-	-
WIR10049	0	0	0	0	0	0	0	0	0	0	-	-	-	-	-
WIR20059	0	0	0	0	0	0	0	0	0	0	-	-	-	-	-
WIR10059	0	0	0	0	0	0	0	0	0	0	-	-	-	-	-
WIR30057	578	687	818	810	2,893	219	224	226	212	881	38%	33%	28%	26%	30%
WIR30058	57	0	23	48	128	19	***	8	13	41	33%	-	35%	27%	32%
WIR30067	14	19	14	50	97	***	6	***	20	33	21%	32%	29%	40%	34%
WIR50076	314	229	138	271	952	28	28	32	77	165	9%	12%	23%	28%	17%
WIR50077	57	68	63	13	201	***	7	***	***	12	2%	10%	3%	15%	6%
WIR50079	17	14	17	19	67	13	18	7	5	43	76%	129%	41%	26%	64%
WIR50080	275	259	226	238	998	102	85	77	69	333	37%	33%	34%	29%	33%
WIR50087	***	***	***	26	32	***	0	0	6	7	100%	0%	0%	23%	22%
WIR50088	177	163	175	36	551	112	114	110	29	365	63%	70%	63%	81%	66%
WIR50090	54	42	39	40	175	16	23	21	19	79	30%	55%	54%	48%	45%
WIR50097	71	67	69	103	310	17	8	16	30	71	24%	12%	23%	29%	23%
WIR50105	30	19	46	43	138	18	10	31	31	90	60%	53%	67%	72%	65%
WIR50106	85	65	24	77	251	15	39	19	55	128	18%	60%	79%	71%	51%
WIR50108	85	44	131	207	467	69	49	115	176	409	81%	111%	88%	85%	88%
WIR50135	167	153	174	104	598	57	118	125	96	396	34%	77%	72%	92%	66%
WIR50153	489	26	345	428	1,288	280	17	211	280	788	57%	65%	61%	65%	61%
	-	-	-	-	-	-	-	-	-	-	-	-	-	-	-
	-	-	-	-	-	-	-	-	-	-	-	-	-	-	-
	-	-	-	-	-	-	-	-	-	-	-	-	-	-	-
	-	-	-	-	-	-	-	-	-	-	-	-	-	-	-
	-	-	-	-	-	-	-	-	-	-	-	-	-	-	-
	-	-	-	-	-	-	-	-	-	-	-	-	-	-	-
	-	-	-	-	-	-	-	-	-	-	-	-	-	-	-
	-	-	-	-	-	-	-	-	-	-	-	-	-	-	-
	-	-	-	-	-	-	-	-	-	-	-	-	-	-	-
	-	-	-	-	-	-	-	-	-	-	-	-	-	-	-
	-	-	-	-	-	-	-	-	-	-	-	-	-	-	-
	-	-	-	-	-	-	-	-	-	-	-	-	-	-	-
	-	-	-	-	-	-	-	-	-	-	-	-	-	-	-
WIR	2,471	1,857	2,305	2,513	9,146	970	747	1,004	1,120	3,841	39%	40%	44%	45%	42%



9,146

Number of syringe exchange transactions by clients in the Wirral Local Authority area this year

**There were 3,841 equipment returns were recorded
A ratio of 1 return to every 2.4 syringe exchange visits**

CLIENT REVIEW DATA: BY AGENCY

CLIENTS WITH ASSESSMENT COMPLETED:

The number and percentage of individuals who have any of the assessment data items completed, shown for each of the last four quarters and for the full year (rolling 12 month period).

IMS	Agencies	2016-17 Q1		2016-17 Q2		2016-17 Q3		2016-17 Q4		Full Year (rolling 12 mths)	
		n	%	n	%	n	%	n	%	n	%
WIR10019	Response, Wirral	29	94%	17	94%	34	100%	25	89%	92	95%
WIR10049	TSP Second Chance Project	57	98%	49	96%	25	100%	0	-	84	98%
WIR20059	Wirral CGL - NPS	***	100%	5	100%	0	-	0	-	7	100%
WIR10059	Wirral Integrated Recovery Service	32	97%	23	100%	22	96%	28	100%	78	98%
WIR30057	Birkenhead SES, Wirral - CGL	288	80%	328	85%	370	90%	502	99%	904	85%
WIR30058	Moreton SES, Wirral - CGL	17	40%	***	67%	16	89%	32	84%	53	63%
WIR30067	Wallasey SES, Wirral - CGL	5	42%	12	63%	14	93%	42	100%	54	79%
WIR50076	Rowlands (Branch: 1368) - Market St	77	100%	40	100%	36	97%	52	100%	118	99%
WIR50077	Lee's Pharmacy - Wood Church	10	100%	8	100%	5	100%	7	100%	17	100%
WIR50079	Rowlands (Branch: 1284) - Moreton	10	100%	12	100%	11	100%	11	100%	26	100%
WIR50080	Old Chester Pharmacy, Rockferry	48	100%	35	100%	31	100%	33	100%	77	100%
WIR50087	Wilsons Chemist, West Kirby	***	100%	***	100%	***	67%	***	100%	5	83%
WIR50088	Boots (Branch: 5169 - Rockferry)	40	100%	22	100%	27	100%	21	100%	59	100%
WIR50090	Victoria Pharmacy, New Brighton	17	100%	13	100%	9	90%	13	100%	27	96%
WIR50097	Egremont Pharmacy, Wallasey	23	100%	18	100%	21	84%	29	100%	55	93%
WIR50105	Lloyds - (Branch: 6705) Arrowe Park	12	100%	8	100%	7	88%	9	100%	22	96%
WIR50106	Boots (Branch: 5989 - Bidston)	28	100%	19	95%	16	89%	27	100%	59	95%
WIR50108	Wyn Ellis and Son, Poulton Rd, Wallasey	27	100%	16	100%	24	92%	28	100%	65	97%
WIR50135	Cloughton Pharmacy, Park Rd Nth, Birken	21	100%	26	100%	23	100%	29	100%	51	100%
WIR50153	MedicX Pharmacy, St Caths, Tranmere	125	100%	17	100%	85	93%	138	100%	245	98%
		-	-	-	-	-	-	-	-	-	-
		-	-	-	-	-	-	-	-	-	-
		-	-	-	-	-	-	-	-	-	-
		-	-	-	-	-	-	-	-	-	-
		-	-	-	-	-	-	-	-	-	-
		-	-	-	-	-	-	-	-	-	-
		-	-	-	-	-	-	-	-	-	-
		-	-	-	-	-	-	-	-	-	-
		-	-	-	-	-	-	-	-	-	-
		-	-	-	-	-	-	-	-	-	-
		-	-	-	-	-	-	-	-	-	-
		-	-	-	-	-	-	-	-	-	-
		-	-	-	-	-	-	-	-	-	-
		-	-	-	-	-	-	-	-	-	-
		-	-	-	-	-	-	-	-	-	-
		-	-	-	-	-	-	-	-	-	-
WIR	Wirral Local Authority	789	89%	613	91%	709	93%	932	99%	1,859	91%

CLIENT REVIEW DATA: BY AGENCY

CLIENTS WITH ASSESSMENT COMPLETED: (FULL YEAR)

The number and percentage of individuals who have the stated assessment data item completed, shown for the full year (rolling 12 month period).

IMS	Agencies	Main Substance		Accommodation Status		Employment Status		Parental Status		Disability		Postcode	
		n	%	n	%	n	%	n	%	n	%	n	%
WIR10019	Response, Wirral	92	95%	92	95%	92	95%	90	93%	80	82%	51	53%
WIR10049	TSP Second Chance Project	84	98%	84	98%	84	98%	84	98%	83	97%	80	93%
WIR20059	Wirral CGL - NPS	7	100%	-	-	-	-	-	-	-	-	-	-
WIR10059	Wirral Integrated Recovery Service	75	94%	73	91%	67	84%	74	93%	***	3%	77	96%
WIR30057	Birkenhead SES, Wirral - CGL	902	85%	610	58%	515	49%	474	45%	507	48%	749	71%
WIR30058	Moreton SES, Wirral - CGL	53	63%	26	31%	***	4%	***	2%	***	5%	44	52%
WIR30067	Wallasey SES, Wirral - CGL	54	79%	49	72%	42	62%	37	54%	28	41%	47	69%
WIR50076	Rowlands (Branch: 1368) - Market St	92	77%	-	-	-	-	-	-	-	-	118	99%
WIR50077	Lee's Pharmacy - Wood Church	16	94%	-	-	-	-	-	-	-	-	17	100%
WIR50079	Rowlands (Branch: 1284) - Moreton	7	27%	-	-	-	-	-	-	-	-	26	100%
WIR50080	Old Chester Pharmacy, Rockferry	76	99%	-	-	-	-	-	-	-	-	77	100%
WIR50087	Wilsons Chemist, West Kirby	5	83%	-	-	-	-	-	-	-	-	5	83%
WIR50088	Boots (Branch: 5169 - Rockferry)	47	80%	-	-	-	-	-	-	-	-	59	100%
WIR50090	Victoria Pharmacy, New Brighton	20	71%	-	-	-	-	-	-	-	-	27	96%
WIR50097	Egremont Pharmacy, Wallasey	43	73%	-	-	-	-	-	-	-	-	55	93%
WIR50105	Lloyds - (Branch: 6705) Arrowe Park	20	87%	-	-	-	-	-	-	-	-	22	96%
WIR50106	Boots (Branch: 5989 - Bidston)	53	85%	-	-	-	-	-	-	-	-	59	95%
WIR50108	Wyn Ellis and Son, Poulton Rd, Wallasey	50	75%	-	-	-	-	-	-	-	-	65	97%
WIR50135	Cloughton Pharmacy, Park Rd Nth, Birken	40	78%	-	-	-	-	-	-	-	-	51	100%
WIR50153	MedicX Pharmacy, St Caths, Tranmere	139	55%	-	-	-	-	-	-	-	-	245	98%
		-	-	-	-	-	-	-	-	-	-	-	-
		-	-	-	-	-	-	-	-	-	-	-	-
		-	-	-	-	-	-	-	-	-	-	-	-
		-	-	-	-	-	-	-	-	-	-	-	-
		-	-	-	-	-	-	-	-	-	-	-	-
		-	-	-	-	-	-	-	-	-	-	-	-
		-	-	-	-	-	-	-	-	-	-	-	-
		-	-	-	-	-	-	-	-	-	-	-	-
		-	-	-	-	-	-	-	-	-	-	-	-
		-	-	-	-	-	-	-	-	-	-	-	-
		-	-	-	-	-	-	-	-	-	-	-	-
		-	-	-	-	-	-	-	-	-	-	-	-
		-	-	-	-	-	-	-	-	-	-	-	-
		-	-	-	-	-	-	-	-	-	-	-	-
		-	-	-	-	-	-	-	-	-	-	-	-
		-	-	-	-	-	-	-	-	-	-	-	-
		-	-	-	-	-	-	-	-	-	-	-	-
WIR	Wirral Local Authority	1,692	82%	914	44%	793	39%	753	37%	698	34%	1,676	82%

CLIENT REVIEW DATA: BY AGENCY

CLIENTS WITH ASSESSMENT COMPLETED: (LAST QUARTER)

The number and percentage of individuals seen in the last quarter (2016-17 Q4) who have the stated assessment data item completed.

IMS	Agencies	Main Substance		Accommodation Status		Employment Status		Parental Status		Disability		Postcode	
		n	%	n	%	n	%	n	%	n	%	n	%
WIR10019	Response, Wirral	25	89%	25	89%	25	89%	25	89%	25	89%	16	57%
WIR10049	TSP Second Chance Project	-	-	-	-	-	-	-	-	-	-	-	-
WIR20059	Wirral CGL - NPS	-	-	-	-	-	-	-	-	-	-	-	-
WIR10059	Wirral Integrated Recovery Service	26	93%	26	93%	24	86%	26	93%	***	7%	27	96%
WIR30057	Birkenhead SES, Wirral - CGL	500	99%	379	75%	328	65%	303	60%	318	63%	407	80%
WIR30058	Moreton SES, Wirral - CGL	32	84%	14	37%	***	8%	***	5%	***	11%	24	63%
WIR30067	Wallasey SES, Wirral - CGL	42	100%	38	90%	32	76%	27	64%	18	43%	36	86%
WIR50076	Rowlands (Branch: 1368) - Market St	44	85%	-	-	-	-	-	-	-	-	52	100%
WIR50077	Lee's Pharmacy - Wood Church	6	86%	-	-	-	-	-	-	-	-	7	100%
WIR50079	Rowlands (Branch: 1284) - Moreton	***	36%	-	-	-	-	-	-	-	-	11	100%
WIR50080	Old Chester Pharmacy, Rockferry	33	100%	-	-	-	-	-	-	-	-	33	100%
WIR50087	Wilson's Chemist, West Kirby	***	100%	-	-	-	-	-	-	-	-	***	100%
WIR50088	Boots (Branch: 5169 - Rockferry)	18	86%	-	-	-	-	-	-	-	-	21	100%
WIR50090	Victoria Pharmacy, New Brighton	9	69%	-	-	-	-	-	-	-	-	13	100%
WIR50097	Egremont Pharmacy, Wallasey	24	83%	-	-	-	-	-	-	-	-	29	100%
WIR50105	Lloyds - (Branch: 6705) Arrowe Park	8	89%	-	-	-	-	-	-	-	-	9	100%
WIR50106	Boots (Branch: 5989 - Bidston)	21	78%	-	-	-	-	-	-	-	-	27	100%
WIR50108	Wyn Ellis and Son, Poulton Rd, Wallasey	13	46%	-	-	-	-	-	-	-	-	28	100%
WIR50135	Cloughton Pharmacy, Park Rd Nth, Birken	25	86%	-	-	-	-	-	-	-	-	29	100%
WIR50153	MedicX Pharmacy, St Caths, Tranmere	79	57%	-	-	-	-	-	-	-	-	138	100%
		-	-	-	-	-	-	-	-	-	-	-	-
		-	-	-	-	-	-	-	-	-	-	-	-
		-	-	-	-	-	-	-	-	-	-	-	-
		-	-	-	-	-	-	-	-	-	-	-	-
		-	-	-	-	-	-	-	-	-	-	-	-
		-	-	-	-	-	-	-	-	-	-	-	-
		-	-	-	-	-	-	-	-	-	-	-	-
		-	-	-	-	-	-	-	-	-	-	-	-
		-	-	-	-	-	-	-	-	-	-	-	-
		-	-	-	-	-	-	-	-	-	-	-	-
		-	-	-	-	-	-	-	-	-	-	-	-
		-	-	-	-	-	-	-	-	-	-	-	-
		-	-	-	-	-	-	-	-	-	-	-	-
WIR	Wirral Local Authority	840	89%	479	51%	412	44%	382	40%	367	39%	835	88%

Clients seen: a count of unique clients who have any one of the following activities recorded within the stated period – brief intervention, onward referral, wellbeing review, syringe exchange transaction, syringe return transaction.

Activity summary: a count of each activity recorded quarterly and for the last year (12 months).

Clients with assessment: the number and percentage of clients seen within the stated period who have ever had an assessment completed.

Assessment data items: the number and percentage of clients seen within the stated period who have ever had the specified data item recorded, this excludes any 'Not Known' responses.

Client and Activity Counts: Red less than ½ quarterly average, Green greater than 1½ times the quarterly average for the agency.

Returns rate: Red below 20% Green over 70%

Data items: Red below 40% Amber between 40 – 70% Green over 70%

The figures shown for Year /12 months are for the last 4 quarters, rather than the current year to date, this is to allow comparison of yearly figures between different reporting periods.

Report prepared by the PHI Monitoring Team,
Public Health Institute, Liverpool John Moores University,
Henry Cotton Building, 15-21 Webster Street, Liverpool,
L3 2ET. Tel: (0151) 231 4314.
<http://ims.ljmu.ac.uk/info>
www.twitter.com/phi_ims

