


This activity & data quality report is designed to accompany the quarterly IMS monitoring report. The information in this report is shown for each service and as a total for the local authority area. The sections of this report show both the consistency in the number of clients and volume of activity that is entered into IMS each quarter, and the number and data quality of assessments that are completed for the clients that are seen.

If you have any questions about your data, need help or more information please do contact us <https://ims.ljmu.ac.uk/contact>

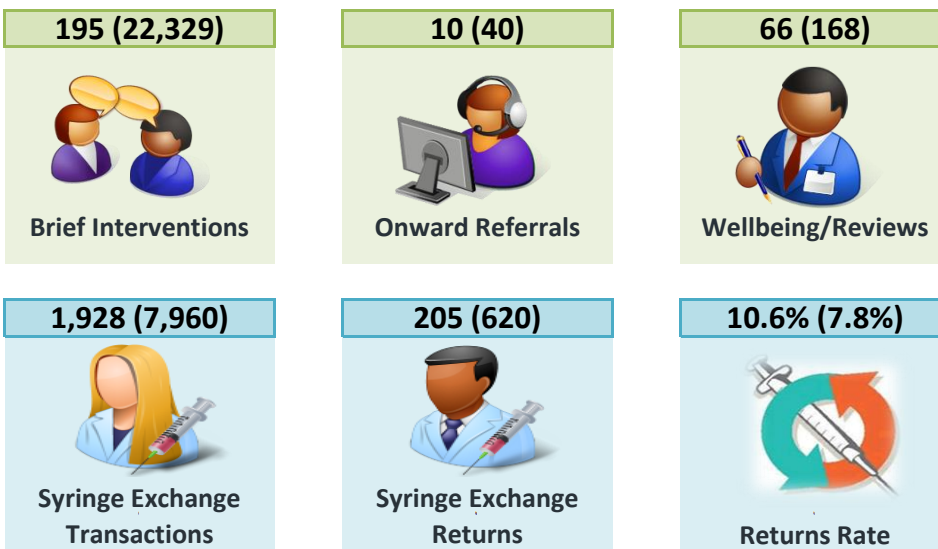
<b>Contents</b>			
Count of individuals	p.2	Clients with assessment	p.5
Count of activity recorded	p.3	Assessment data items	p.6
		Data notes & methodology	p.8

**TOTAL CLIENTS SEEN: SEFTON**



\* Summary figures where shown in brackets are for a full year / 12 month period

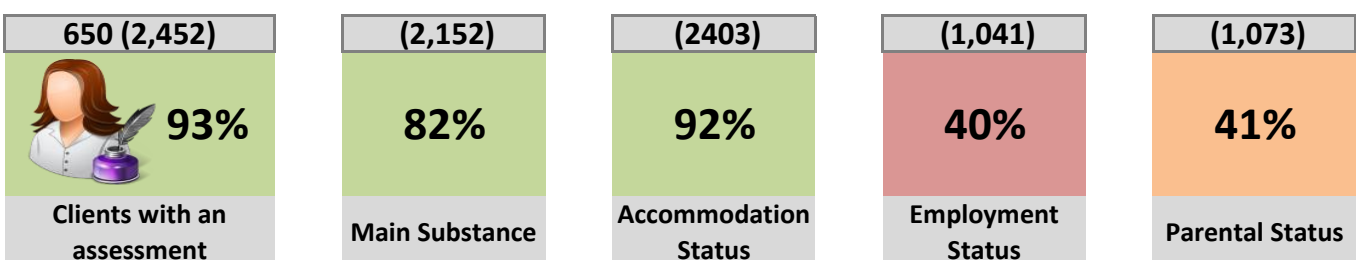
**ACTIVITY RECORDED: SEFTON**



In the most recent quarter 195 brief interventions were delivered to 669 clients in the Sefton local authority area. This equates to an average of 0.29 interventions per person.

There were 205 equipment returns recorded during 2016-17 Q4 a ratio of 1 return to every 9.4 syringe exchange visits, (or 10.6% of visits).

**ASSESSMENT DATA ITEMS: IMS DATA QUALITY REPORT**

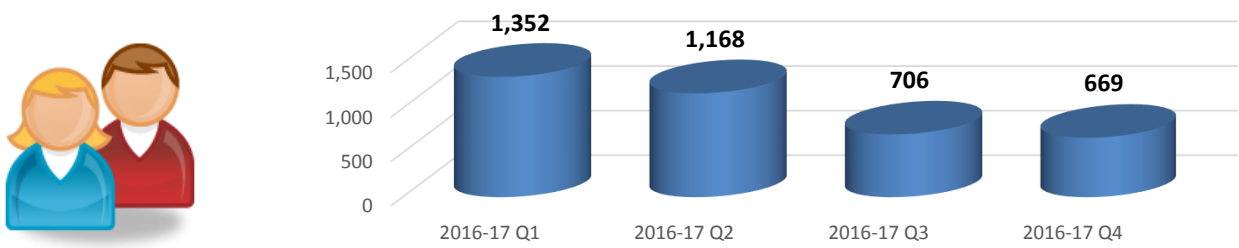


**CLIENTS SUMMARY: BY AGENCY**

**NUMBER OF INDIVIDUALS RECORDED QUARTERLY:**

The number of individuals reported by each agency quarterly, and the total number of individuals seen over the last four quarters (rolling 12 months). The local authority figures are the total unique individuals.

IMS	Agencies	2016-17 Q1	2016-17 Q2	2016-17 Q3	2016-17 Q4	Full Year (rolling 12 mths)
SEF10056	Independence Initiative	30	25	19	40	105
SEF10077	Ambition Sefton, Southport - MerseyCare	474	411	103	110	743
SEF10078	Ambition Sefton, Bootle - MerseyCare	478	330	26	22	691
SEF55000	Aintree Pharmacy	10	21	14	18	41
SEF55708	M L Davey Chemist, Litherland	30	31	29	23	49
SEF56448	Bispham Road Pharmacy	35	24	28	31	101
SEF56452	Boots - South Rd, Waterloo	22	15	32	23	56
SEF56453	Boots - Liverpool Rd, Corsby	***	6	***	***	14
SEF56456	Cohens - Marian Square, Netherton	46	47	47	50	96
SEF56460	Haddens Pharmacy - Litherland Rd, Bootle	82	98	89	83	183
SEF56462	Lloyds - Knowsley Rd	18	21	28	33	69
SEF56464	Lloyds - North Park	0	0	0	0	0
SEF56465	Merton Pharmacy - Stanley Road	***	0	0	0	***
SEF56466	Netherton Park Pharmacy	11	14	11	10	29
SEF56499	Higgins Pharmacy - Crosby Road North	9	8	31	33	71
SEF56504	Lloyds - Crosby Rd North	5	***	9	23	37
SEF56507	Rowlands - Upper Aughton Rd	0	***	***	***	***
SEF56520	Superdrug - Eastbank Street, Southport	173	150	147	123	345
SEF56525	Boots - Cambridge Rd, Southport	0	***	***	0	***
SEF56526	Boots - Seaforth	0	13	87	94	170
SEF56845	Bridge Road Pharmacy, Litherland	8	22	59	0	84
-	-	-	-	-	-	-
-	-	-	-	-	-	-
-	-	-	-	-	-	-
-	-	-	-	-	-	-
-	-	-	-	-	-	-
-	-	-	-	-	-	-
-	-	-	-	-	-	-
-	-	-	-	-	-	-
-	-	-	-	-	-	-
-	-	-	-	-	-	-
-	-	-	-	-	-	-
-	-	-	-	-	-	-
-	-	-	-	-	-	-
-	-	-	-	-	-	-
-	-	-	-	-	-	-
SEF	Sefton Local Authority	1,352	1,168	706	669	2,625



**Number of individuals recorded by services in the Sefton Local Authority area during the last four quarterly periods.**

**ACTIVITY SUMMARY: BY AGENCY**

Total activity by type delivered by each agency quarterly and as a total for the full year (rolling 12 month period).

IMS	Brief Interventions					Onward Referrals					Wellbeing/Reviews				
	2016-17 Q1	2016-17 Q2	2016-17 Q3	2016-17 Q4	Year (12 mths)	2016-17 Q1	2016-17 Q2	2016-17 Q3	2016-17 Q4	Year (12 mths)	2016-17 Q1	2016-17 Q2	2016-17 Q3	2016-17 Q4	Year (12 mths)
SEF10056	26	23	16	36	101	17	8	5	10	40	24	23	18	38	103
SEF10077	9,722	7,390	12	10	17,134	0	0	0	0	0	0	0	37	28	65
SEF10078	2,792	1,758	0	***	4,551	0	0	0	0	0	0	0	0	0	0
SEF55000	***	9	9	11	33	0	0	0	0	0	0	0	0	0	0
SEF55708	***	7	6	6	22	0	0	0	0	0	0	0	0	0	0
SEF56448	0	0	0	0	0	0	0	0	0	0	0	0	0	0	0
SEF56452	***	5	6	5	17	0	0	0	0	0	0	0	0	0	0
SEF56453	***	0	0	0	***	0	0	0	0	0	0	0	0	0	0
SEF56456	***	***	***	5	15	0	0	0	0	0	0	0	0	0	0
SEF56460	51	60	57	47	215	0	0	0	0	0	0	0	0	0	0
SEF56462	0	0	0	0	0	0	0	0	0	0	0	0	0	0	0
SEF56464	0	0	0	0	0	0	0	0	0	0	0	0	0	0	0
SEF56465	***	0	0	0	***	0	0	0	0	0	0	0	0	0	0
SEF56466	***	***	***	***	6	0	0	0	0	0	0	0	0	0	0
SEF56499	0	0	0	0	0	0	0	0	0	0	0	0	0	0	0
SEF56504	***	***	6	16	27	0	0	0	0	0	0	0	0	0	0
SEF56507	0	***	***	***	***	0	0	0	0	0	0	0	0	0	0
SEF56520	32	25	73	48	178	0	0	0	0	0	0	0	0	0	0
SEF56525	0	***	***	0	***	0	0	0	0	0	0	0	0	0	0
SEF56526	0	0	13	7	20	0	0	0	0	0	0	0	0	0	0
SEF56845	0	***	***	0	***	0	0	0	0	0	0	0	0	0	0
-	-	-	-	-	-	-	-	-	-	-	-	-	-	-	-
-	-	-	-	-	-	-	-	-	-	-	-	-	-	-	-
-	-	-	-	-	-	-	-	-	-	-	-	-	-	-	-
-	-	-	-	-	-	-	-	-	-	-	-	-	-	-	-
-	-	-	-	-	-	-	-	-	-	-	-	-	-	-	-
-	-	-	-	-	-	-	-	-	-	-	-	-	-	-	-
-	-	-	-	-	-	-	-	-	-	-	-	-	-	-	-
-	-	-	-	-	-	-	-	-	-	-	-	-	-	-	-
-	-	-	-	-	-	-	-	-	-	-	-	-	-	-	-
-	-	-	-	-	-	-	-	-	-	-	-	-	-	-	-
SEF	12,640	9,287	207	195	22,329	17	8	5	10	40	24	23	55	66	168



**22,329**


Number of brief interventions delivered to clients in the Sefton Local Authority area this year

That equates to an average of 8.51 interventions per person

**ACTIVITY SUMMARY: BY AGENCY**

Total activity by type delivered by each agency quarterly and as a total for the current year to date.

IMS	Syringe Exchange Transactions					Syringe Exchange Returns					Returns Rate				
	2016-17 Q1	2016-17 Q2	2016-17 Q3	2016-17 Q4	Year (12 mths)	2016-17 Q1	2016-17 Q2	2016-17 Q3	2016-17 Q4	Year (12 mths)	2016-17 Q1	2016-17 Q2	2016-17 Q3	2016-17 Q4	Year (12 mths)
SEF10056	0	0	0	0	0	0	0	0	0	0	-	-	-	-	-
SEF10077	315	252	195	224	986	0	0	13	21	34	0%	0%	7%	9%	3%
SEF10078	26	0	41	47	114	0	0	***	16	17	0%	-	2%	34%	15%
SEF55000	23	36	26	44	129	12	16	10	28	66	52%	44%	38%	64%	51%
SEF55708	276	280	246	237	1,039	49	63	53	58	223	18%	23%	22%	24%	21%
SEF56448	43	33	33	39	148	0	0	0	0	0	0%	0%	0%	0%	0%
SEF56452	78	46	86	86	296	0	***	0	***	***	0%	2%	0%	1%	1%
SEF56453	5	7	7	***	23	0	0	***	0	***	0%	0%	43%	0%	13%
SEF56456	161	205	222	193	781	31	28	60	40	159	19%	14%	27%	21%	20%
SEF56460	255	271	212	192	930	***	0	0	0	***	1%	0%	0%	0%	0%
SEF56462	39	35	35	43	152	***	***	0	0	***	8%	3%	0%	0%	3%
SEF56464	0	0	0	0	0	0	0	0	0	0	-	-	-	-	-
SEF56465	***	0	0	0	***	***	0	0	0	***	50%	-	-	-	50%
SEF56466	16	19	13	12	60	***	***	***	***	8	13%	11%	23%	8%	13%
SEF56499	11	9	47	49	116	0	0	0	0	0	0%	0%	0%	0%	0%
SEF56504	6	***	10	28	48	0	***	***	***	***	0%	25%	10%	7%	8%
SEF56507	0	***	***	***	***	0	0	***	0	***	-	0%	100%	0%	33%
SEF56520	754	705	700	578	2,737	0	0	29	36	65	0%	0%	4%	6%	2%
SEF56525	0	***	***	0	6	0	0	0	0	0	-	0%	0%	-	0%
SEF56526	0	13	127	151	291	0	0	7	***	9	-	0%	6%	1%	3%
SEF56845	8	25	66	0	99	0	9	12	0	21	0%	36%	18%	-	21%
-	-	-	-	-	-	-	-	-	-	-	-	-	-	-	-
-	-	-	-	-	-	-	-	-	-	-	-	-	-	-	-
-	-	-	-	-	-	-	-	-	-	-	-	-	-	-	-
-	-	-	-	-	-	-	-	-	-	-	-	-	-	-	-
-	-	-	-	-	-	-	-	-	-	-	-	-	-	-	-
-	-	-	-	-	-	-	-	-	-	-	-	-	-	-	-
-	-	-	-	-	-	-	-	-	-	-	-	-	-	-	-
-	-	-	-	-	-	-	-	-	-	-	-	-	-	-	-
-	-	-	-	-	-	-	-	-	-	-	-	-	-	-	-
-	-	-	-	-	-	-	-	-	-	-	-	-	-	-	-
-	-	-	-	-	-	-	-	-	-	-	-	-	-	-	-
SEF	2,018	1,943	2,071	1,928	7,960	101	121	193	205	620	5%	6%	9%	11%	8%



**7,960**

**Number of syringe exchange transactions by clients in the Sefton Local Authority area this year**

**There were 620 equipment returns were recorded  
A ratio of 1 return to every 12.8 syringe exchange visits**

CLIENT REVIEW DATA: BY AGENCY

CLIENTS WITH ASSESSMENT COMPLETED:

The number and percentage of individuals who have any of the assessment data items completed, shown for each of the last four quarters and for the full year (rolling 12 month period).

IMS	Agencies	2016-17 Q1		2016-17 Q2		2016-17 Q3		2016-17 Q4		Full Year (rolling 12 mths)	
		n	%	n	%	n	%	n	%	n	%
SEF10056	Independence Initiative	30	100%	25	100%	19	100%	38	95%	103	98%
SEF10077	Ambition Sefton, Southport - MerseyCare	421	89%	378	92%	88	85%	93	85%	649	87%
SEF10078	Ambition Sefton, Bootle - MerseyCare	414	87%	298	90%	17	65%	22	100%	597	86%
SEF55000	Aintree Pharmacy	10	100%	21	100%	14	100%	18	100%	41	100%
SEF55708	M L Davey Chemist, Litherland	30	100%	31	100%	29	100%	23	100%	49	100%
SEF56448	Bispham Road Pharmacy	35	100%	24	100%	28	100%	31	100%	101	100%
SEF56452	Boots - South Rd, Waterloo	22	100%	15	100%	32	100%	23	100%	56	100%
SEF56453	Boots - Liverpool Rd, Corsby	***	100%	6	100%	***	100%	***	100%	14	100%
SEF56456	Cohens - Marian Square, Netherton	46	100%	47	100%	47	100%	50	100%	96	100%
SEF56460	Haddens Pharmacy - Litherland Rd, Bootle	82	100%	98	100%	89	100%	83	100%	183	100%
SEF56462	Lloyds - Knowsley Rd	18	100%	21	100%	28	100%	33	100%	69	100%
SEF56464	Lloyds - North Park	0	-	0	-	0	-	0	-	0	-
SEF56465	Merton Pharmacy - Stanley Road	***	100%	0	-	0	-	0	-	***	100%
SEF56466	Netherton Park Pharmacy	11	100%	14	100%	11	100%	10	100%	29	100%
SEF56499	Higgins Pharmacy - Crosby Road North	9	100%	8	100%	31	100%	33	100%	71	100%
SEF56504	Lloyds - Crosby Rd North	5	100%	***	100%	9	100%	23	100%	37	100%
SEF56507	Rowlands - Upper Aughton Rd	0	-	***	100%	***	100%	***	100%	***	100%
SEF56520	Superdrug - Eastbank Street, Southport	173	100%	150	100%	147	100%	123	100%	345	100%
SEF56525	Boots - Cambridge Rd, Southport	0	-	***	100%	***	100%	0	-	***	100%
SEF56526	Boots - Seaforth	0	-	13	100%	87	100%	94	100%	170	100%
SEF56845	Bridge Road Pharmacy, Litherland	8	100%	22	100%	59	100%	0	-	84	100%
		-	-	-	-	-	-	-	-	-	-
		-	-	-	-	-	-	-	-	-	-
		-	-	-	-	-	-	-	-	-	-
		-	-	-	-	-	-	-	-	-	-
		-	-	-	-	-	-	-	-	-	-
		-	-	-	-	-	-	-	-	-	-
		-	-	-	-	-	-	-	-	-	-
		-	-	-	-	-	-	-	-	-	-
		-	-	-	-	-	-	-	-	-	-
		-	-	-	-	-	-	-	-	-	-
		-	-	-	-	-	-	-	-	-	-
		-	-	-	-	-	-	-	-	-	-
		-	-	-	-	-	-	-	-	-	-
SEF	Sefton Local Authority	1,242	92%	1,109	95%	682	97%	650	97%	2,452	93%

CLIENT REVIEW DATA: BY AGENCY

CLIENTS WITH ASSESSMENT COMPLETED: (FULL YEAR)

The number and percentage of individuals who have the stated assessment data item completed, shown for the full year (rolling 12 month period).

IMS	Agencies	Main Substance		Accommodation Status		Employment Status		Parental Status		Disability		Postcode	
		n	%	n	%	n	%	n	%	n	%	n	%
SEF10056	Independence Initiative	103	98%	102	97%	103	98%	103	98%	87	83%	102	97%
SEF10077	Ambition Sefton, Southport - MerseyCare	649	87%	601	81%	482	65%	523	70%	73	10%	625	84%
SEF10078	Ambition Sefton, Bootle - MerseyCare	596	86%	570	82%	500	72%	493	71%	9	1%	583	84%
SEF55000	Aintree Pharmacy	33	80%	41	100%	-	-	-	-	-	-	38	93%
SEF55708	M L Davey Chemist, Litherland	44	90%	49	100%	-	-	-	-	-	-	43	88%
SEF56448	Bispham Road Pharmacy	-	-	101	100%	-	-	-	-	-	-	***	2%
SEF56452	Boots - South Rd, Waterloo	33	59%	56	100%	-	-	-	-	-	-	41	73%
SEF56453	Boots - Liverpool Rd, Corsby	12	86%	14	100%	-	-	-	-	-	-	13	93%
SEF56456	Cohens - Marian Square, Netherton	67	70%	96	100%	-	-	-	-	-	-	73	76%
SEF56460	Haddens Pharmacy - Litherland Rd, Bootle	183	100%	183	100%	-	-	-	-	-	-	166	91%
SEF56462	Lloyds - Knowsley Rd	66	96%	69	100%	-	-	-	-	-	-	10	14%
SEF56464	Lloyds - North Park	-	-	-	-	-	-	-	-	-	-	-	-
SEF56465	Merton Pharmacy - Stanley Road	***	100%	***	100%	-	-	-	-	-	-	***	50%
SEF56466	Netherton Park Pharmacy	10	34%	29	100%	-	-	-	-	-	-	17	59%
SEF56499	Higgins Pharmacy - Crosby Road North	24	34%	71	100%	-	-	-	-	-	-	46	65%
SEF56504	Lloyds - Crosby Rd North	33	89%	37	100%	-	-	-	-	-	-	32	86%
SEF56507	Rowlands - Upper Aughton Rd	***	33%	***	100%	-	-	-	-	-	-	***	100%
SEF56520	Superdrug - Eastbank Street, Southport	325	94%	345	100%	-	-	-	-	-	-	311	90%
SEF56525	Boots - Cambridge Rd, Southport	***	100%	***	100%	-	-	-	-	-	-	***	100%
SEF56526	Boots - Seaforth	100	59%	170	100%	-	-	-	-	-	-	113	66%
SEF56845	Bridge Road Pharmacy, Litherland	78	93%	84	100%	-	-	-	-	-	-	9	11%
		-	-	-	-	-	-	-	-	-	-	-	-
		-	-	-	-	-	-	-	-	-	-	-	-
		-	-	-	-	-	-	-	-	-	-	-	-
		-	-	-	-	-	-	-	-	-	-	-	-
		-	-	-	-	-	-	-	-	-	-	-	-
		-	-	-	-	-	-	-	-	-	-	-	-
		-	-	-	-	-	-	-	-	-	-	-	-
		-	-	-	-	-	-	-	-	-	-	-	-
		-	-	-	-	-	-	-	-	-	-	-	-
		-	-	-	-	-	-	-	-	-	-	-	-
		-	-	-	-	-	-	-	-	-	-	-	-
		-	-	-	-	-	-	-	-	-	-	-	-
		-	-	-	-	-	-	-	-	-	-	-	-
		-	-	-	-	-	-	-	-	-	-	-	-
SEF	Sefton Local Authority	2,152	82%	2,403	92%	1,041	40%	1,073	41%	169	6%	2,044	78%

CLIENT REVIEW DATA: BY AGENCY

CLIENTS WITH ASSESSMENT COMPLETED: (LAST QUARTER)

The number and percentage of individuals seen in the last quarter (2016-17 Q4) who have the stated assessment data item completed.

IMS	Agencies	Main Substance		Accommodation Status		Employment Status		Parental Status		Disability		Postcode	
		n	%	n	%	n	%	n	%	n	%	n	%
SEF10056	Independence Initiative	38	95%	38	95%	38	95%	38	95%	28	70%	37	93%
SEF10077	Ambition Sefton, Southport - MerseyCare	93	85%	75	68%	56	51%	55	50%	44	40%	85	77%
SEF10078	Ambition Sefton, Bootle - MerseyCare	22	100%	14	64%	12	55%	13	59%	9	41%	18	82%
SEF55000	Aintree Pharmacy	12	67%	18	100%	-	-	-	-	-	-	16	89%
SEF55708	M L Davey Chemist, Litherland	22	96%	23	100%	-	-	-	-	-	-	20	87%
SEF56448	Bispham Road Pharmacy	-	-	31	100%	-	-	-	-	-	-	-	-
SEF56452	Boots - South Rd, Waterloo	16	70%	23	100%	-	-	-	-	-	-	17	74%
SEF56453	Boots - Liverpool Rd, Corsby	***	100%	***	100%	-	-	-	-	-	-	***	100%
SEF56456	Cohens - Marian Square, Netherton	40	80%	50	100%	-	-	-	-	-	-	46	92%
SEF56460	Haddens Pharmacy - Litherland Rd, Bootle	83	100%	83	100%	-	-	-	-	-	-	73	88%
SEF56462	Lloyds - Knowsley Rd	32	97%	33	100%	-	-	-	-	-	-	***	12%
SEF56464	Lloyds - North Park	-	-	-	-	-	-	-	-	-	-	-	-
SEF56465	Merton Pharmacy - Stanley Road	-	-	-	-	-	-	-	-	-	-	-	-
SEF56466	Netherton Park Pharmacy	***	20%	10	100%	-	-	-	-	-	-	7	70%
SEF56499	Higgins Pharmacy - Crosby Road North	21	64%	33	100%	-	-	-	-	-	-	28	85%
SEF56504	Lloyds - Crosby Rd North	20	87%	23	100%	-	-	-	-	-	-	22	96%
SEF56507	Rowlands - Upper Aughton Rd	***	100%	***	100%	-	-	-	-	-	-	***	100%
SEF56520	Superdrug - Eastbank Street, Southport	121	98%	123	100%	-	-	-	-	-	-	112	91%
SEF56525	Boots - Cambridge Rd, Southport	-	-	-	-	-	-	-	-	-	-	-	-
SEF56526	Boots - Seaforth	53	56%	94	100%	-	-	-	-	-	-	69	73%
SEF56845	Bridge Road Pharmacy, Litherland	-	-	-	-	-	-	-	-	-	-	-	-
-	-	-	-	-	-	-	-	-	-	-	-	-	-
-	-	-	-	-	-	-	-	-	-	-	-	-	-
-	-	-	-	-	-	-	-	-	-	-	-	-	-
-	-	-	-	-	-	-	-	-	-	-	-	-	-
-	-	-	-	-	-	-	-	-	-	-	-	-	-
-	-	-	-	-	-	-	-	-	-	-	-	-	-
-	-	-	-	-	-	-	-	-	-	-	-	-	-
-	-	-	-	-	-	-	-	-	-	-	-	-	-
-	-	-	-	-	-	-	-	-	-	-	-	-	-
-	-	-	-	-	-	-	-	-	-	-	-	-	-
-	-	-	-	-	-	-	-	-	-	-	-	-	-
SEF	Sefton Local Authority	535	80%	634	95%	106	16%	105	16%	81	12%	523	78%

Clients seen: a count of unique clients who have any one of the following activities recorded within the stated period – brief intervention, onward referral, wellbeing review, syringe exchange transaction, syringe return transaction.

Activity summary: a count of each activity recorded quarterly and for the last year (12 months).

Clients with assessment: the number and percentage of clients seen within the stated period who have ever had an assessment completed.

Assessment data items: the number and percentage of clients seen within the stated period who have ever had the specified data item recorded, this excludes any 'Not Known' responses.

Client and Activity Counts: Red less than ½ quarterly average, Green greater than 1½ times the quarterly average for the agency.

Returns rate: Red below 20% Green over 70%

Data items: Red below 40% Amber between 40 – 70% Green over 70%

The figures shown for Year /12 months are for the last 4 quarters, rather than the current year to date, this is to allow comparison of yearly figures between different reporting periods.

Report prepared by the PHI Monitoring Team,  
Public Health Institute, Liverpool John Moores University,  
Henry Cotton Building, 15-21 Webster Street, Liverpool,  
L3 2ET. Tel: (0151) 231 4314.  
<http://ims.ljmu.ac.uk/info>  
[www.twitter.com/phi\\_ims](http://www.twitter.com/phi_ims)

