


This activity & data quality report is designed to accompany the quarterly IMS monitoring report. The information in this report is shown for each service and as a total for the local authority area. The sections of this report show both the consistency in the number of clients and volume of activity that is entered into IMS each quarter, and the number and data quality of assessments that are completed for the clients that are seen.

If you have any questions about your data, need help or more information please do contact us <https://ims.ljmu.ac.uk/contact>

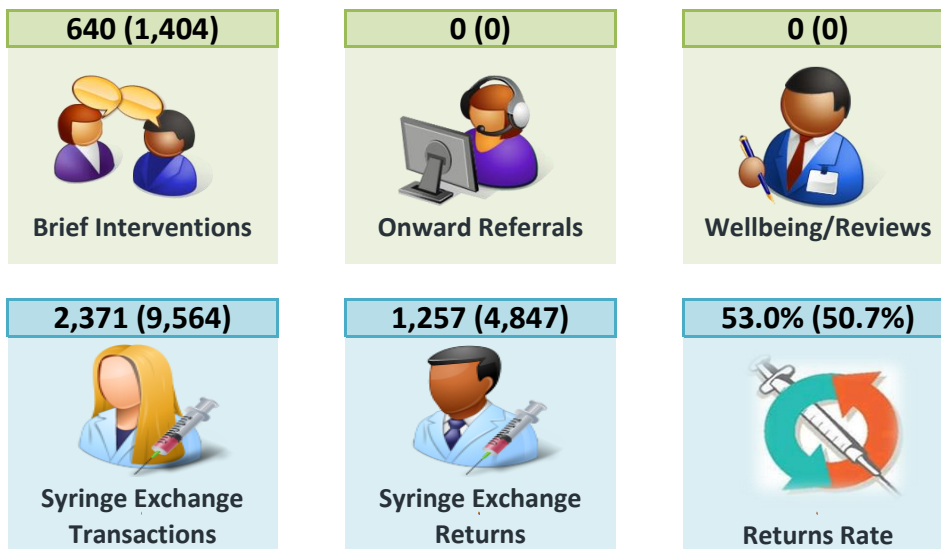
Contents			
Count of individuals	p.2	Clients with assessment	p.5
Count of activity recorded	p.3	Assessment data items	p.6
		Data notes & methodology	p.8

TOTAL CLIENTS SEEN: CHESHIRE WEST & CHESTER



* Summary figures where shown in brackets are for a full year / 12 month period

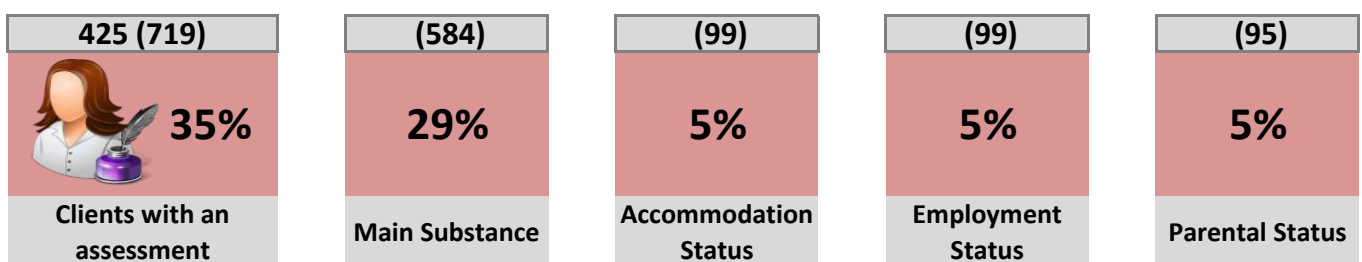
ACTIVITY RECORDED: CHESHIRE WEST & CHESTER



In the most recent quarter 640 brief interventions were delivered to 736 clients in the Cheshire West & Chester local authority area. This equates to an average of 0.87 interventions per person.

There were 1,257 equipment returns recorded during 2016-17 Q4 a ratio of 1 return to every 1.9 syringe exchange visits, (or 53.0% of visits).

ASSESSMENT DATA ITEMS: IMS DATA QUALITY REPORT



ACTIVITY SUMMARY: BY AGENCY

Total activity by type delivered by each agency quarterly and as a total for the full year (rolling 12 month period).

IMS	Brief Interventions					Onward Referrals					Wellbeing/Reviews				
	2016-17 Q1	2016-17 Q2	2016-17 Q3	2016-17 Q4	Year (12 mths)	2016-17 Q1	2016-17 Q2	2016-17 Q3	2016-17 Q4	Year (12 mths)	2016-17 Q1	2016-17 Q2	2016-17 Q3	2016-17 Q4	Year (12 mths)
CHW30027	0	***	222	261	484	0	0	0	0	0	0	0	0	0	0
CHW30028	0	9	272	200	481	0	0	0	0	0	0	0	0	0	0
CHW30045	0	0	260	179	439	0	0	0	0	0	0	0	0	0	0
CHW50016	0	0	0	0	0	0	0	0	0	0	0	0	0	0	0
CHW50258	0	0	0	0	0	0	0	0	0	0	0	0	0	0	0
CHW50377	0	0	0	0	0	0	0	0	0	0	0	0	0	0	0
CHW50462	0	0	0	0	0	0	0	0	0	0	0	0	0	0	0
CHW50628	0	0	0	0	0	0	0	0	0	0	0	0	0	0	0
CHW50801	0	0	0	0	0	0	0	0	0	0	0	0	0	0	0
CHW50833	0	0	0	0	0	0	0	0	0	0	0	0	0	0	0
CHW50875	0	0	0	0	0	0	0	0	0	0	0	0	0	0	0
CHW50879	0	0	0	0	0	0	0	0	0	0	0	0	0	0	0
CHW53023	0	0	0	0	0	0	0	0	0	0	0	0	0	0	0
CHW53043	0	0	0	0	0	0	0	0	0	0	0	0	0	0	0
CHW53064	0	0	0	0	0	0	0	0	0	0	0	0	0	0	0
CHW59169	0	0	0	0	0	0	0	0	0	0	0	0	0	0	0
CHW59170	0	0	0	0	0	0	0	0	0	0	0	0	0	0	0
-	-	-	-	-	-	-	-	-	-	-	-	-	-	-	-
-	-	-	-	-	-	-	-	-	-	-	-	-	-	-	-
-	-	-	-	-	-	-	-	-	-	-	-	-	-	-	-
-	-	-	-	-	-	-	-	-	-	-	-	-	-	-	-
-	-	-	-	-	-	-	-	-	-	-	-	-	-	-	-
-	-	-	-	-	-	-	-	-	-	-	-	-	-	-	-
-	-	-	-	-	-	-	-	-	-	-	-	-	-	-	-
-	-	-	-	-	-	-	-	-	-	-	-	-	-	-	-
-	-	-	-	-	-	-	-	-	-	-	-	-	-	-	-
-	-	-	-	-	-	-	-	-	-	-	-	-	-	-	-
-	-	-	-	-	-	-	-	-	-	-	-	-	-	-	-
-	-	-	-	-	-	-	-	-	-	-	-	-	-	-	-
-	-	-	-	-	-	-	-	-	-	-	-	-	-	-	-
-	-	-	-	-	-	-	-	-	-	-	-	-	-	-	-
-	-	-	-	-	-	-	-	-	-	-	-	-	-	-	-
-	-	-	-	-	-	-	-	-	-	-	-	-	-	-	-
-	-	-	-	-	-	-	-	-	-	-	-	-	-	-	-
-	-	-	-	-	-	-	-	-	-	-	-	-	-	-	-
-	-	-	-	-	-	-	-	-	-	-	-	-	-	-	-
CHW	0	10	754	640	1,404	0	0	0	0	0	0	0	0	0	0




1,404 Number of brief interventions delivered to clients in the Cheshire West and Chester LA area this year
 That equates to an average of 0.69 interventions per person

ACTIVITY SUMMARY: BY AGENCY

Total activity by type delivered by each agency quarterly and as a total for the current year to date.

IMS	Syringe Exchange Transactions					Syringe Exchange Returns					Returns Rate				
	2016-17 Q1	2016-17 Q2	2016-17 Q3	2016-17 Q4	Year (12 mths)	2016-17 Q1	2016-17 Q2	2016-17 Q3	2016-17 Q4	Year (12 mths)	2016-17 Q1	2016-17 Q2	2016-17 Q3	2016-17 Q4	Year (12 mths)
CHW30027	336	361	341	338	1,376	221	202	193	185	801	66%	56%	57%	55%	58%
CHW30028	393	305	278	238	1,214	176	117	136	113	542	45%	38%	49%	47%	45%
CHW30045	319	301	310	259	1,189	64	63	68	48	243	20%	21%	22%	19%	20%
CHW50016	73	94	490	544	1,201	33	41	252	280	606	45%	44%	51%	51%	50%
CHW50258	39	40	22	85	186	7	***	5	26	40	18%	5%	23%	31%	22%
CHW50377	247	255	318	296	1,116	141	134	199	192	666	57%	53%	63%	65%	60%
CHW50462	96	50	26	0	172	64	32	16	0	112	67%	64%	62%	-	65%
CHW50628	0	0	0	41	41	0	0	0	41	41	-	-	-	100%	100%
CHW50801	17	50	62	50	179	17	49	49	44	159	100%	98%	79%	88%	89%
CHW50833	124	0	160	16	300	62	0	88	8	158	50%	-	55%	50%	53%
CHW50875	30	36	17	***	85	0	22	17	0	39	0%	61%	100%	0%	46%
CHW50879	103	101	77	68	349	88	47	39	44	218	85%	47%	51%	65%	62%
CHW53023	214	161	140	119	634	137	115	92	87	431	64%	71%	66%	73%	68%
CHW53043	233	289	233	278	1,033	109	148	139	170	566	47%	51%	60%	61%	55%
CHW53064	31	139	49	37	256	19	64	13	19	115	61%	46%	27%	51%	45%
CHW59169	99	100	34	0	233	48	47	15	0	110	48%	47%	44%	-	47%
CHW59170	0	0	0	0	0	0	0	0	0	0	-	-	-	-	-
-	-	-	-	-	-	-	-	-	-	-	-	-	-	-	-
-	-	-	-	-	-	-	-	-	-	-	-	-	-	-	-
-	-	-	-	-	-	-	-	-	-	-	-	-	-	-	-
-	-	-	-	-	-	-	-	-	-	-	-	-	-	-	-
-	-	-	-	-	-	-	-	-	-	-	-	-	-	-	-
-	-	-	-	-	-	-	-	-	-	-	-	-	-	-	-
-	-	-	-	-	-	-	-	-	-	-	-	-	-	-	-
-	-	-	-	-	-	-	-	-	-	-	-	-	-	-	-
-	-	-	-	-	-	-	-	-	-	-	-	-	-	-	-
-	-	-	-	-	-	-	-	-	-	-	-	-	-	-	-
-	-	-	-	-	-	-	-	-	-	-	-	-	-	-	-
-	-	-	-	-	-	-	-	-	-	-	-	-	-	-	-
-	-	-	-	-	-	-	-	-	-	-	-	-	-	-	-
-	-	-	-	-	-	-	-	-	-	-	-	-	-	-	-
CHW	2,354	2,282	2,557	2,371	9,564	1,186	1,083	1,321	1,257	4,847	50%	47%	52%	53%	51%



Number of syringe exchange transactions by clients in the Cheshire West and Chester LA area this year

There were 4,847 equipment returns were recorded
A ratio of 1 return to every 2. syringe exchange visits

CLIENT REVIEW DATA: BY AGENCY

CLIENTS WITH ASSESSMENT COMPLETED:

The number and percentage of individuals who have any of the assessment data items completed, shown for each of the last four quarters and for the full year (rolling 12 month period).

IMS	Agencies	2016-17 Q1		2016-17 Q2		2016-17 Q3		2016-17 Q4		Full Year (rolling 12 mths)	
		n	%	n	%	n	%	n	%	n	%
CHW30027	Aqua House, Chester	97	48%	83	45%	74	39%	107	59%	197	39%
CHW30028	Unity House, Ellesmere Port	78	30%	67	32%	80	43%	131	76%	200	34%
CHW30045	Old Council House, Northwich	78	50%	70	47%	82	60%	137	92%	194	50%
CHW50016	Boots - Foregate St, Chester	0	-	0	-	0	-	0	-	0	-
CHW50258	Pondas Chemist, Winsford	***	44%	8	62%	5	63%	9	60%	16	64%
CHW50377	Swettenham Chemist - Blacon	12	33%	11	29%	21	34%	22	39%	30	32%
CHW50462	Well (228547) - Northwich	13	62%	9	53%	8	67%	0	-	16	53%
CHW50628	Lloyds - Weaverham, Northwich	0	-	0	-	0	-	7	70%	7	70%
CHW50801	Lloyds - Old Chester Rd, Ellesmere	10	63%	14	88%	14	67%	11	85%	21	58%
CHW50833	Well (228520) - Fountains Health	18	30%	0	-	12	16%	***	38%	24	19%
CHW50875	Lloyds - Middlewich Road, Northwich	7	50%	9	64%	5	42%	***	50%	17	50%
CHW50879	Lloyds - Sainsburys Northwich	16	73%	10	56%	19	83%	16	73%	33	63%
CHW53023	L Rowland & Co (Retail) Ltd - Ellesmere	0	-	0	-	0	-	0	-	0	-
CHW53043	Superdrug - Northgate St, Chester	***	5%	***	3%	***	4%	***	3%	***	2%
CHW53064	Well (228534) - Ellesmere Port	***	21%	***	14%	5	28%	***	22%	6	14%
CHW59169	Owen's Pharmacy Saltney	14	88%	19	86%	12	100%	0	-	23	82%
CHW59170	Westminster Park, T/A Salrook He	0	-	0	-	0	-	0	-	0	-
		-	-	-	-	-	-	-	-	-	-
		-	-	-	-	-	-	-	-	-	-
		-	-	-	-	-	-	-	-	-	-
		-	-	-	-	-	-	-	-	-	-
		-	-	-	-	-	-	-	-	-	-
		-	-	-	-	-	-	-	-	-	-
		-	-	-	-	-	-	-	-	-	-
		-	-	-	-	-	-	-	-	-	-
		-	-	-	-	-	-	-	-	-	-
		-	-	-	-	-	-	-	-	-	-
		-	-	-	-	-	-	-	-	-	-
		-	-	-	-	-	-	-	-	-	-
		-	-	-	-	-	-	-	-	-	-
		-	-	-	-	-	-	-	-	-	-
		-	-	-	-	-	-	-	-	-	-
		-	-	-	-	-	-	-	-	-	-
		-	-	-	-	-	-	-	-	-	-
		-	-	-	-	-	-	-	-	-	-
		-	-	-	-	-	-	-	-	-	-
		-	-	-	-	-	-	-	-	-	-
		-	-	-	-	-	-	-	-	-	-
		-	-	-	-	-	-	-	-	-	-
CHW	Cheshire West and Chester LA	331	39%	285	37%	312	38%	425	58%	719	35%

CLIENT REVIEW DATA: BY AGENCY

CLIENTS WITH ASSESSMENT COMPLETED: (FULL YEAR)

The number and percentage of individuals who have the stated assessment data item completed, shown for the full year (rolling 12 month period).

IMS	Agencies	Main Substance		Accommodation Status		Employment Status		Parental Status		Disability		Postcode	
		n	%	n	%	n	%	n	%	n	%	n	%
CHW30027	Aqua House, Chester	197	39%	58	12%	56	11%	56	11%	56	11%	58	12%
CHW30028	Unity House, Ellesmere Port	200	34%	8	1%	7	1%	6	1%	9	2%	120	21%
CHW30045	Old Council House, Northwich	192	50%	33	9%	36	9%	33	9%	27	7%	112	29%
CHW50016	Boots - Foregate St, Chester	-	-	-	-	-	-	-	-	-	-	-	-
CHW50258	Pondas Chemist, Winsford	-	-	-	-	-	-	-	-	-	-	16	64%
CHW50377	Svettenham Chemist - Blacon	-	-	-	-	-	-	-	-	-	-	30	32%
CHW50462	Well (228547) - Northwich	-	-	-	-	-	-	-	-	-	-	16	53%
CHW50628	Lloyds - Weaverham, Northwich	-	-	-	-	-	-	-	-	-	-	7	70%
CHW50801	Lloyds - Old Chester Rd, Ellesmere	-	-	-	-	-	-	-	-	-	-	21	58%
CHW50833	Well (228520) - Fountains Health	-	-	-	-	-	-	-	-	-	-	24	19%
CHW50875	Lloyds - Middlewich Road, Northwich	-	-	-	-	-	-	-	-	-	-	17	50%
CHW50879	Lloyds - Sainsburys Northwich	-	-	-	-	-	-	-	-	-	-	33	63%
CHW53023	L Rowland & Co (Retail) Ltd - Ellesmere	-	-	-	-	-	-	-	-	-	-	-	-
CHW53043	Superdrug - Northgate St, Chester	-	-	-	-	-	-	-	-	-	-	***	2%
CHW53064	Well (228534) - Ellesmere Port	-	-	-	-	-	-	-	-	-	-	6	14%
CHW59169	Owen's Pharmacy Saltney	-	-	-	-	-	-	-	-	-	-	23	82%
CHW59170	Westminster Park, T/A Salrook He	-	-	-	-	-	-	-	-	-	-	-	-
-	-	-	-	-	-	-	-	-	-	-	-	-	-
-	-	-	-	-	-	-	-	-	-	-	-	-	-
-	-	-	-	-	-	-	-	-	-	-	-	-	-
-	-	-	-	-	-	-	-	-	-	-	-	-	-
-	-	-	-	-	-	-	-	-	-	-	-	-	-
-	-	-	-	-	-	-	-	-	-	-	-	-	-
-	-	-	-	-	-	-	-	-	-	-	-	-	-
-	-	-	-	-	-	-	-	-	-	-	-	-	-
-	-	-	-	-	-	-	-	-	-	-	-	-	-
-	-	-	-	-	-	-	-	-	-	-	-	-	-
-	-	-	-	-	-	-	-	-	-	-	-	-	-
-	-	-	-	-	-	-	-	-	-	-	-	-	-
-	-	-	-	-	-	-	-	-	-	-	-	-	-
-	-	-	-	-	-	-	-	-	-	-	-	-	-
-	-	-	-	-	-	-	-	-	-	-	-	-	-
-	-	-	-	-	-	-	-	-	-	-	-	-	-
-	-	-	-	-	-	-	-	-	-	-	-	-	-
CHW	Cheshire West and Chester LA	584	29%	99	5%	99	5%	95	5%	92	5%	447	22%

CLIENT REVIEW DATA: BY AGENCY

CLIENTS WITH ASSESSMENT COMPLETED: (LAST QUARTER)

The number and percentage of individuals seen in the last quarter (2016-17 Q4) who have the stated assessment data item completed.

IMS	Agencies	Main Substance		Accommodation Status		Employment Status		Parental Status		Disability		Postcode	
		n	%	n	%	n	%	n	%	n	%	n	%
CHW30027	Aqua House, Chester	107	59%	55	30%	53	29%	53	29%	53	29%	54	30%
CHW30028	Unity House, Ellesmere Port	131	76%	8	5%	7	4%	6	3%	8	5%	106	61%
CHW30045	Old Council House, Northwich	136	91%	30	20%	32	21%	30	20%	24	16%	96	64%
CHW50016	Boots - Foregate St, Chester	-	-	-	-	-	-	-	-	-	-	-	-
CHW50258	Pondas Chemist, Winsford	-	-	-	-	-	-	-	-	-	-	9	60%
CHW50377	Swettenham Chemist - Blacon	-	-	-	-	-	-	-	-	-	-	22	39%
CHW50462	Well (228547) - Northwich	-	-	-	-	-	-	-	-	-	-	-	-
CHW50628	Lloyds - Weaverham, Northwich	-	-	-	-	-	-	-	-	-	-	7	70%
CHW50801	Lloyds - Old Chester Rd, Ellesmere	-	-	-	-	-	-	-	-	-	-	11	85%
CHW50833	Well (228520) - Fountains Health	-	-	-	-	-	-	-	-	-	-	***	38%
CHW50875	Lloyds - Middlewich Road, Northwich	-	-	-	-	-	-	-	-	-	-	***	50%
CHW50879	Lloyds - Sainsburys Northwich	-	-	-	-	-	-	-	-	-	-	16	73%
CHW53023	L Rowland & Co (Retail) Ltd - Ellesmere	-	-	-	-	-	-	-	-	-	-	-	-
CHW53043	Superdrug - Northgate St, Chester	-	-	-	-	-	-	-	-	-	-	***	3%
CHW53064	Well (228534) - Ellesmere Port	-	-	-	-	-	-	-	-	-	-	***	22%
CHW59169	Owen's Pharmacy Saltney	-	-	-	-	-	-	-	-	-	-	-	-
CHW59170	Westminster Park, T/A Salrook He	-	-	-	-	-	-	-	-	-	-	-	-
-	-	-	-	-	-	-	-	-	-	-	-	-	-
-	-	-	-	-	-	-	-	-	-	-	-	-	-
-	-	-	-	-	-	-	-	-	-	-	-	-	-
-	-	-	-	-	-	-	-	-	-	-	-	-	-
-	-	-	-	-	-	-	-	-	-	-	-	-	-
-	-	-	-	-	-	-	-	-	-	-	-	-	-
-	-	-	-	-	-	-	-	-	-	-	-	-	-
-	-	-	-	-	-	-	-	-	-	-	-	-	-
-	-	-	-	-	-	-	-	-	-	-	-	-	-
-	-	-	-	-	-	-	-	-	-	-	-	-	-
-	-	-	-	-	-	-	-	-	-	-	-	-	-
-	-	-	-	-	-	-	-	-	-	-	-	-	-
-	-	-	-	-	-	-	-	-	-	-	-	-	-
-	-	-	-	-	-	-	-	-	-	-	-	-	-
CHW	Cheshire West and Chester LA	369	50%	93	13%	92	13%	89	12%	85	12%	318	43%

Clients seen: a count of unique clients who have any one of the following activities recorded within the stated period – brief intervention, onward referral, wellbeing review, syringe exchange transaction, syringe return transaction.

Activity summary: a count of each activity recorded quarterly and for the last year (12 months).

Clients with assessment: the number and percentage of clients seen within the stated period who have ever had an assessment completed.

Assessment data items: the number and percentage of clients seen within the stated period who have ever had the specified data item recorded, this excludes any 'Not Known' responses.

Client and Activity Counts: Red less than ½ quarterly average, Green greater than 1½ times the quarterly average for the agency.

Returns rate: Red below 20% Green over 70%

Data items: Red below 40% Amber between 40 – 70% Green over 70%

The figures shown for Year /12 months are for the last 4 quarters, rather than the current year to date, this is to allow comparison of yearly figures between different reporting periods.

Report prepared by the PHI Monitoring Team,
Public Health Institute, Liverpool John Moores University,
Henry Cotton Building, 15-21 Webster Street, Liverpool,
L3 2ET. Tel: (0151) 231 4314.
<http://ims.ljmu.ac.uk/info>
www.twitter.com/phi_ims

