

**INTRODUCTION:**

Hi everyone. This is the report for the third quarter of the 2016-17 year which includes all year to date activity for the period 1st April – 31st December 2016. Figures shown for previous quarters have also been updated where retrospective data has been entered.

We have recently introduced a new feature for users of IMS online: the 'quick assessment' pop-up window allows entry of the minimum data items for clients who've not previously had an assessment. Several agencies using this new feature are already showing improved data quality in the collection of assessment data. If you have any suggestions for updates or enhancements to IMS then please do contact us. <https://ims.ljmu.ac.uk/contact>

Our latest IMS annual report was published in December <https://ims.ljmu.ac.uk/annual>. The report includes detail of the 209,606 interventions, transactions and referrals that were delivered during 2015/16 to 26,197 individuals. The report also includes a detailed breakdown of the 47 services and 84 pharmacies that contributed to IMS during the year.

The IMS info page contains lots of IMS information including our annual reports, quarterly reports, user guides, reference data, media and videos, and links to our interactive maps page:

<https://ims.ljmu.ac.uk/info>

Over the next few months Howard is completing a research project looking at the data collection from needle and syringe exchange services. This will include a survey questionnaire asking for your opinions relating to the delivery of needle and syringe exchange. Participation is voluntary and anonymous, so he'll be very grateful for your involvement.

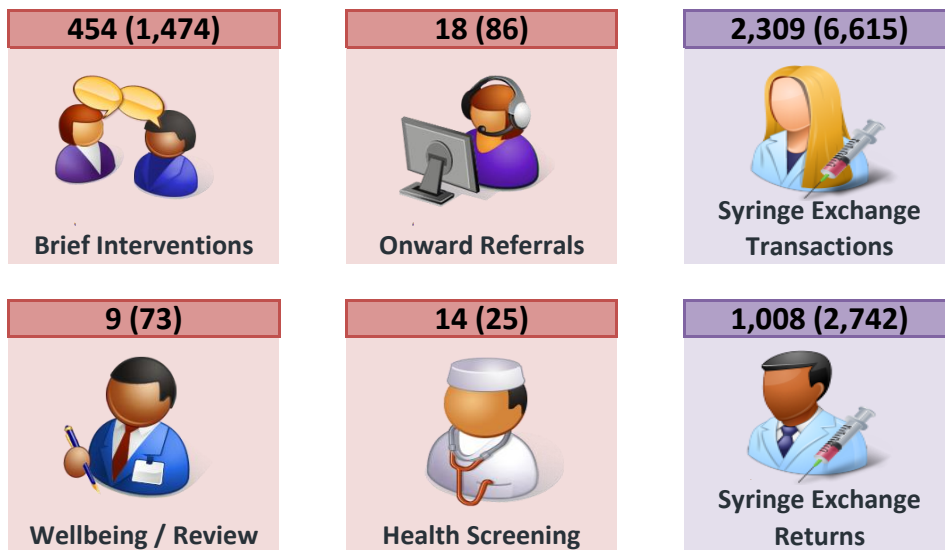
As always thank you for your continued support of the Integrated Monitoring System.

**ACTIVITY SUMMARY FOR: WIRRAL**

**Number of individuals who accessed non-structured interventions this quarter (and year to date).**



**Number of separate activities that were accessed this quarter (and year to date).**



## CLIENTS SUMMARY: BY AGENCY

### NUMBER OF INDIVIDUALS SEEN BY QUARTER:

The number of individuals reported for all agencies each quarter, and the total number of individuals seen during the current year to date. The local authority figures are the total unique individuals.

IMS	Agencies	Qtr1	Qtr2	Qtr3	Qtr4	YTD
WIR10019	Response, Wirral	31	20	34	-	68
WIR10049	TSP Second Chance Project	58	51	25	-	86
WIR10059	Wirral Integrated Recovery Service	33	25	23	-	65
WIR30057	Birkenhead SES, Wirral - CGL	362	387	416	-	830
WIR30058	Moreton SES, Wirral - CGL	42	***	18	-	56
WIR30067	Wallasey SES, Wirral - CGL	12	19	17	-	36
WIR50076	Rowlands (Branch: 1368) - Market St	78	41	37	-	99
WIR50077	Lee's Pharmacy - Wood Church	10	9	5	-	14
WIR50079	Rowlands (Branch: 1284) - Moreton	10	13	11	-	19
WIR50080	Old Chester Pharmacy, Rockferry	48	37	31	-	66
WIR50087	Wilson's Chemist, West Kirby	***	***	***	-	5
WIR50088	Boots (Branch: 5169 - Rockferry)	40	24	27	-	52
WIR50090	Victoria Pharmacy, New Brighton	17	13	10	-	22
WIR50097	Egremont Pharmacy, Wallasey	23	21	25	-	42
WIR50105	Lloyds - (Branch: 6705) Arrowe Park	13	8	8	-	20
WIR50106	Boots (Branch: 5989 - Bidston)	28	22	18	-	49
WIR50108	Wyn Ellis and Son, Poulton Rd, Wallasey	27	18	26	-	50
WIR50135	Cloughton Pharmacy, Park Rd Nth, Birken	21	26	23	-	40
WIR50153	MedicX Pharmacy, St Caths, Tranmere	125	17	91	-	180
		-	-	-	-	-
		-	-	-	-	-
		-	-	-	-	-
		-	-	-	-	-
		-	-	-	-	-
		-	-	-	-	-
		-	-	-	-	-
		-	-	-	-	-
		-	-	-	-	-
		-	-	-	-	-
		-	-	-	-	-
		-	-	-	-	-
		-	-	-	-	-
		-	-	-	-	-
		-	-	-	-	-
		-	-	-	-	-
		-	-	-	-	-
		-	-	-	-	-
		-	-	-	-	-
		-	-	-	-	-
		-	-	-	-	-
		-	-	-	-	-
WIR	Wirral Local Authority	891	685	768	-	1,596



1,596

Number of individuals accessing services in the Wirral Local Authority area this year

CLIENTS SUMMARY: BY AGENCY

GENDER:

Number of individuals by gender for the last quarter, and during the current year to date.

IMS	Agencies	Male Q	Female Q	Male YTD	Female YTD
WIR10019	Response, Wirral	25	9	43	25
WIR10049	TSP Second Chance Project	19	6	68	18
WIR10059	Wirral Integrated Recovery Service	15	8	38	27
WIR30057	Birkenhead SES, Wirral - CGL	389	27	782	48
WIR30058	Moreton SES, Wirral - CGL	18	0	56	0
WIR30067	Wallasey SES, Wirral - CGL	17	0	36	0
WIR50076	Rowlands (Branch: 1368) - Market St	34	***	90	9
WIR50077	Lee's Pharmacy - Wood Church	5	0	14	0
WIR50079	Rowlands (Branch: 1284) - Moreton	9	***	15	***
WIR50080	Old Chester Pharmacy, Rockferry	26	5	51	15
WIR50087	Wilsoms Chemist, West Kirby	***	***	***	***
WIR50088	Boots (Branch: 5169 - Rockferry)	22	5	44	8
WIR50090	Victoria Pharmacy, New Brighton	10	0	21	***
WIR50097	Egremont Pharmacy, Wallasey	23	***	38	***
WIR50105	Lloyds - (Branch: 6705) Arrowse Park	7	***	18	***
WIR50106	Boots (Branch: 5989 - Bidston)	16	***	44	5
WIR50108	Wyn Ellis and Son, Poulton Rd, Wallasey	24	***	44	6
WIR50135	Cloughton Pharmacy, Park Rd Nth, Birken	20	***	34	6
WIR50153	MedicX Pharmacy, St Caths, Tranmere	79	12	164	16
		-	-	-	-
		-	-	-	-
		-	-	-	-
		-	-	-	-
		-	-	-	-
		-	-	-	-
		-	-	-	-
		-	-	-	-
		-	-	-	-
		-	-	-	-
		-	-	-	-
		-	-	-	-
		-	-	-	-
		-	-	-	-
		-	-	-	-
		-	-	-	-
WIR	Wirral Local Authority	687	81	1,417	179



Male clients this year



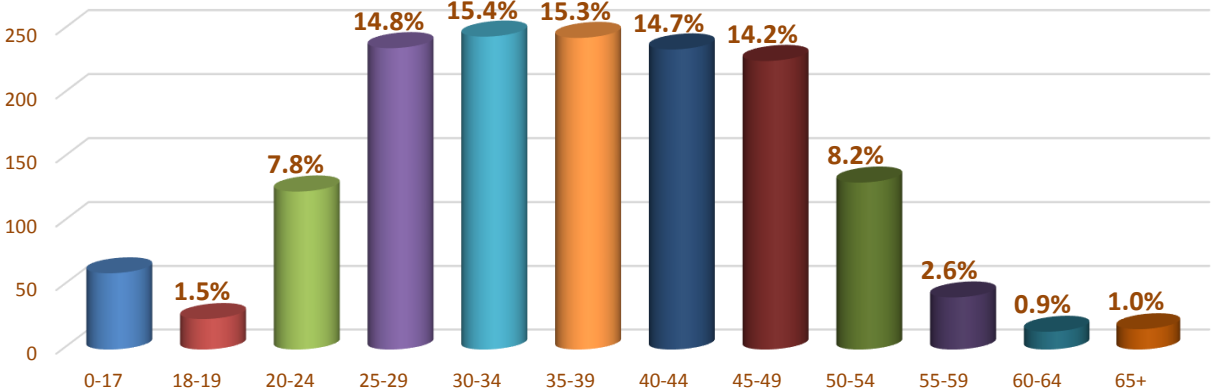
Female clients this year

**CLIENTS SUMMARY: BY AGENCY**

**AGE GROUPS:**

Total individuals for the current year to date, shown by age group.

IMS	Agencies	0-17	18-19	20-24	25-29	30-34	35-39	40-44	45-49	50-54	55-59	60-64	65+
WIR10019	Response, Wirral	59	9	0	0	0	0	0	0	0	0	0	0
WIR10049	TSP Second Chance Project	0	***	10	10	***	15	8	16	11	8	***	0
WIR10059	Wirral Integrated Recovery Service	0	0	***	10	14	14	8	7	***	***	0	5
WIR30057	Birkenhead SES, Wirral - CGL	***	10	83	152	151	131	116	101	61	11	6	7
WIR30058	Moreton SES, Wirral - CGL	0	***	***	14	12	9	6	***	***	***	0	***
WIR30067	Wallasey SES, Wirral - CGL	0	0	***	5	***	6	6	5	6	0	***	0
WIR50076	Rowlands (Branch: 1368) - Market St	0	0	***	***	10	21	28	20	10	***	0	0
WIR50077	Lee's Pharmacy - Wood Church	0	0	0	***	***	***	***	***	***	***	0	0
WIR50079	Rowlands (Branch: 1284) - Moreton	0	0	0	***	6	***	5	***	0	***	***	0
WIR50080	Old Chester Pharmacy, Rockferry	0	0	0	***	10	12	19	11	5	***	***	***
WIR50087	Wilson's Chemist, West Kirby	0	0	0	***	0	0	***	0	***	0	0	0
WIR50088	Boots (Branch: 5169 - Rockferry)	0	0	0	***	5	11	13	13	5	***	***	0
WIR50090	Victoria Pharmacy, New Brighton	0	0	0	5	5	***	***	***	***	***	0	0
WIR50097	Egremont Pharmacy, Wallasey	0	0	0	***	10	6	6	9	5	***	0	0
WIR50105	Lloyds - (Branch: 6705) Arrowe Park	0	0	***	0	***	***	***	7	***	0	***	0
WIR50106	Boots (Branch: 5989 - Bidston)	0	0	***	***	7	6	11	11	6	0	0	0
WIR50108	Wyn Ellis and Son, Poulton Rd, Wallasey	0	0	5	***	6	5	12	10	7	***	0	0
WIR50135	Cloughton Pharmacy, Park Rd Nth, Birken	0	***	0	***	***	10	7	13	***	0	0	0
WIR50153	MedicX Pharmacy, St Caths, Tranmere	0	0	11	28	19	25	31	46	10	8	***	***
-	-	-	-	-	-	-	-	-	-	-	-	-	-
-	-	-	-	-	-	-	-	-	-	-	-	-	-
-	-	-	-	-	-	-	-	-	-	-	-	-	-
-	-	-	-	-	-	-	-	-	-	-	-	-	-
-	-	-	-	-	-	-	-	-	-	-	-	-	-
-	-	-	-	-	-	-	-	-	-	-	-	-	-
-	-	-	-	-	-	-	-	-	-	-	-	-	-
-	-	-	-	-	-	-	-	-	-	-	-	-	-
-	-	-	-	-	-	-	-	-	-	-	-	-	-
-	-	-	-	-	-	-	-	-	-	-	-	-	-
-	-	-	-	-	-	-	-	-	-	-	-	-	-
-	-	-	-	-	-	-	-	-	-	-	-	-	-
-	-	-	-	-	-	-	-	-	-	-	-	-	-
-	-	-	-	-	-	-	-	-	-	-	-	-	-
-	-	-	-	-	-	-	-	-	-	-	-	-	-
WIR	Wirral Local Authority	60	24	124	236	245	244	235	226	131	41	14	16



## ACTIVITY SUMMARY: BY AGENCY

Total activity by type delivered by each agency quarterly and as a total for the current year to date.

IMS	Interventions					Referrals					Syringe Exchange Transactions				
	Qtr1	Qtr2	Qtr3	Qtr4	YTD	Qtr1	Qtr2	Qtr3	Qtr4	YTD	Qtr1	Qtr2	Qtr3	Qtr4	YTD
WIR10019	76	55	120	-	251	0	0	0	-	0	0	0	0	-	0
WIR10049	165	189	82	-	436	42	19	7	-	68	0	0	0	-	0
WIR10059	37	24	22	-	83	0	0	0	-	0	0	0	0	-	0
WIR30057	183	250	207	-	640	***	***	11	-	18	591	699	824	-	2,114
WIR30058	0	***	***	-	***	0	0	0	-	0	57	0	22	-	79
WIR30067	0	38	22	-	60	0	0	0	-	0	14	19	14	-	47
WIR50076	0	0	0	-	0	0	0	0	-	0	305	226	138	-	669
WIR50077	0	0	0	-	0	0	0	0	-	0	57	67	63	-	187
WIR50079	0	0	0	-	0	0	0	0	-	0	17	13	17	-	47
WIR50080	0	0	0	-	0	0	0	0	-	0	273	255	226	-	754
WIR50087	0	0	0	-	0	0	0	0	-	0	***	***	***	-	5
WIR50088	0	0	0	-	0	0	0	0	-	0	177	163	175	-	515
WIR50090	0	0	0	-	0	0	0	0	-	0	54	42	39	-	135
WIR50097	0	0	0	-	0	0	0	0	-	0	71	64	69	-	204
WIR50105	0	0	0	-	0	0	0	0	-	0	28	17	45	-	90
WIR50106	0	0	0	-	0	0	0	0	-	0	83	63	24	-	170
WIR50108	0	0	0	-	0	0	0	0	-	0	82	41	131	-	254
WIR50135	0	0	0	-	0	0	0	0	-	0	167	150	174	-	491
WIR50153	0	0	0	-	0	0	0	0	-	0	483	26	345	-	854
-	-	-	-	-	-	-	-	-	-	-	-	-	-	-	-
-	-	-	-	-	-	-	-	-	-	-	-	-	-	-	-
-	-	-	-	-	-	-	-	-	-	-	-	-	-	-	-
-	-	-	-	-	-	-	-	-	-	-	-	-	-	-	-
-	-	-	-	-	-	-	-	-	-	-	-	-	-	-	-
-	-	-	-	-	-	-	-	-	-	-	-	-	-	-	-
-	-	-	-	-	-	-	-	-	-	-	-	-	-	-	-
-	-	-	-	-	-	-	-	-	-	-	-	-	-	-	-
-	-	-	-	-	-	-	-	-	-	-	-	-	-	-	-
-	-	-	-	-	-	-	-	-	-	-	-	-	-	-	-
-	-	-	-	-	-	-	-	-	-	-	-	-	-	-	-
-	-	-	-	-	-	-	-	-	-	-	-	-	-	-	-
-	-	-	-	-	-	-	-	-	-	-	-	-	-	-	-
-	-	-	-	-	-	-	-	-	-	-	-	-	-	-	-
WIR	461	559	454	0	1,474	45	23	18	0	86	2,460	1,846	2,309	0	6,615




**1,474** Number of brief interventions delivered to clients in the Wirral Local Authority area this year  
That equates to an average of 0.92 interventions per person

**ACTIVITY SUMMARY: BY AGENCY**

Total activity by type delivered by each agency quarterly and as a total for the current year to date.

IMS	Wellbeing/Reviews					Health Screenings					Syringe Exchange Returns				
	Qtr1	Qtr2	Qtr3	Qtr4	YTD	Qtr1	Qtr2	Qtr3	Qtr4	YTD	Qtr1	Qtr2	Qtr3	Qtr4	YTD
WIR10019	0	0	0	-	0	0	0	0	-	0	0	0	0	-	0
WIR10049	28	19	***	-	51	0	0	0	-	0	0	0	0	-	0
WIR10059	9	8	5	-	22	0	0	0	-	0	0	0	0	-	0
WIR30057	0	0	0	-	0	6	5	14	-	25	231	229	231	-	691
WIR30058	0	0	0	-	0	0	0	0	-	0	19	***	7	-	27
WIR30067	0	0	0	-	0	0	0	0	-	0	***	6	***	-	13
WIR50076	0	0	0	-	0	0	0	0	-	0	28	28	32	-	88
WIR50077	0	0	0	-	0	0	0	0	-	0	***	7	***	-	10
WIR50079	0	0	0	-	0	0	0	0	-	0	13	18	7	-	38
WIR50080	0	0	0	-	0	0	0	0	-	0	102	85	77	-	264
WIR50087	0	0	0	-	0	0	0	0	-	0	***	0	0	-	***
WIR50088	0	0	0	-	0	0	0	0	-	0	112	114	110	-	336
WIR50090	0	0	0	-	0	0	0	0	-	0	16	23	21	-	60
WIR50097	0	0	0	-	0	0	0	0	-	0	17	8	16	-	41
WIR50105	0	0	0	-	0	0	0	0	-	0	18	10	31	-	59
WIR50106	0	0	0	-	0	0	0	0	-	0	15	39	19	-	73
WIR50108	0	0	0	-	0	0	0	0	-	0	69	49	115	-	233
WIR50135	0	0	0	-	0	0	0	0	-	0	57	118	125	-	300
WIR50153	0	0	0	-	0	0	0	0	-	0	280	17	211	-	508
	-	-	-	-	-	-	-	-	-	-	-	-	-	-	-
	-	-	-	-	-	-	-	-	-	-	-	-	-	-	-
	-	-	-	-	-	-	-	-	-	-	-	-	-	-	-
	-	-	-	-	-	-	-	-	-	-	-	-	-	-	-
	-	-	-	-	-	-	-	-	-	-	-	-	-	-	-
	-	-	-	-	-	-	-	-	-	-	-	-	-	-	-
	-	-	-	-	-	-	-	-	-	-	-	-	-	-	-
	-	-	-	-	-	-	-	-	-	-	-	-	-	-	-
	-	-	-	-	-	-	-	-	-	-	-	-	-	-	-
	-	-	-	-	-	-	-	-	-	-	-	-	-	-	-
	-	-	-	-	-	-	-	-	-	-	-	-	-	-	-
	-	-	-	-	-	-	-	-	-	-	-	-	-	-	-
	-	-	-	-	-	-	-	-	-	-	-	-	-	-	-
	-	-	-	-	-	-	-	-	-	-	-	-	-	-	-
	-	-	-	-	-	-	-	-	-	-	-	-	-	-	-
WIR	37	27	9	0	73	6	5	14	0	25	982	752	1,008	0	2,742



**6,615** Number of syringe exchange transactions by clients in the Wirral Local Authority area this year

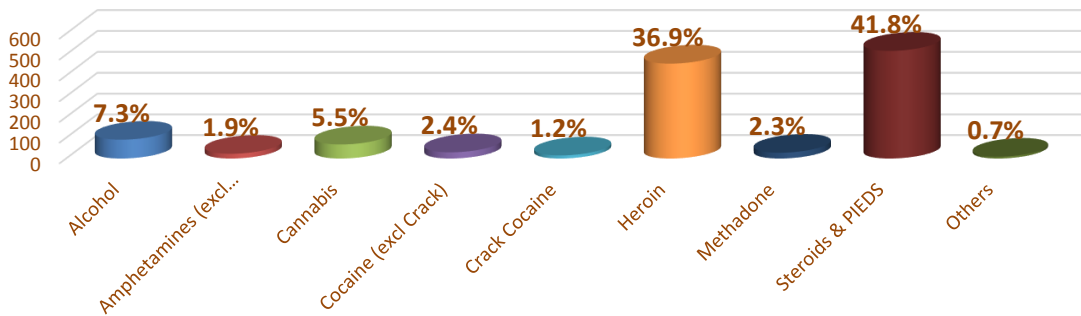
There were 2,742 equipment returns were recorded  
A ratio of 1 return to every 2.41 syringe exchange visits

**CLIENT REVIEW DATA: BY AGENCY**

**PRIMARY SUBSTANCE:**

Total individuals for the current year to date, shown by the last recorded primary substance.

IMS	Agencies	Alcohol	Amphetamines (excl Ecstasy)	Cannabis	Cocaine (excl Crack)	Crack Cocaine	Heroin	Methodone	Steroids & PIEDS	Others	Not Stated
WIR10019	Response, Wirral	8	0	35	0	0	0	0	0	***	22
WIR10049	TSP Second Chance Project	45	0	26	***	***	7	***	0	***	***
WIR10059	Wirral Integrated Recovery Service	37	***	6	13	0	***	0	0	***	***
WIR30057	Birkenhead SES, Wirral - CGL	***	9	0	***	***	156	17	428	***	208
WIR30058	Moreton SES, Wirral - CGL	0	0	0	0	0	***	0	22	0	30
WIR30067	Wallasey SES, Wirral - CGL	0	0	***	0	0	5	***	9	0	20
WIR50076	Rowlands (Branch: 1368) - Market St	0	0	0	0	6	65	***	***	0	23
WIR50077	Lee's Pharmacy - Wood Church	0	0	0	0	0	7	0	7	0	0
WIR50079	Rowlands (Branch: 1284) - Moreton	0	0	0	0	0	***	***	***	0	14
WIR50080	Old Chester Pharmacy, Rockferry	0	***	0	6	***	51	***	***	0	***
WIR50087	Wilson's Chemist, West Kirby	0	0	0	0	0	***	0	0	0	***
WIR50088	Boots (Branch: 5169 - Rockferry)	0	***	0	***	0	33	0	7	0	9
WIR50090	Victoria Pharmacy, New Brighton	0	0	0	0	0	15	0	***	0	6
WIR50097	Egremont Pharmacy, Wallasey	0	0	0	0	0	26	***	***	0	13
WIR50105	Lloyds - (Branch: 6705) Arrowse Park	0	***	0	0	0	13	0	***	0	***
WIR50106	Boots (Branch: 5989 - Bidston)	0	***	0	0	0	34	0	6	0	7
WIR50108	Wyn Ellis and Son, Poulton Rd, Wallasey	0	***	0	0	0	38	0	7	0	***
WIR50135	Cloughton Pharmacy, Park Rd Nth, Birken	0	***	0	0	0	27	0	***	0	11
WIR50153	MedicX Pharmacy, St Caths, Tranmere	0	***	0	***	***	64	***	31	0	75
		-	-	-	-	-	-	-	-	-	-
		-	-	-	-	-	-	-	-	-	-
		-	-	-	-	-	-	-	-	-	-
		-	-	-	-	-	-	-	-	-	-
		-	-	-	-	-	-	-	-	-	-
		-	-	-	-	-	-	-	-	-	-
		-	-	-	-	-	-	-	-	-	-
		-	-	-	-	-	-	-	-	-	-
		-	-	-	-	-	-	-	-	-	-
		-	-	-	-	-	-	-	-	-	-
		-	-	-	-	-	-	-	-	-	-
		-	-	-	-	-	-	-	-	-	-
		-	-	-	-	-	-	-	-	-	-
		-	-	-	-	-	-	-	-	-	-
WIR	Wirral Local Authority	91	23	68	30	15	457	28	518	9	357



\* Percentages shown are of those clients who had a primary substance recorded

**CLIENT REVIEW DATA: BY AGENCY**

**ACCOMMODATION NEED:**

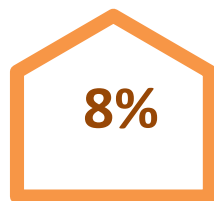
Total individuals for the current year to date, shown by the last recorded accommodation status.

IMS	Agencies	NFA - urgent			
		housing problem	Housing problem	No housing problem	Not Known
WIR10019	Response, Wirral	0	7	39	22
WIR10049	TSP Second Chance Project	***	31	51	***
WIR10059	Wirral Integrated Recovery Service	0	***	55	7
WIR30057	Birkenhead SES, Wirral - CGL	17	***	363	446
WIR30058	Moreton SES, Wirral - CGL	0	***	15	40
WIR30067	Wallasey SES, Wirral - CGL	0	0	14	22
WIR50076	Rowlands (Branch: 1368) - Market St	0	0	0	99
WIR50077	Lee's Pharmacy - Wood Church	0	0	0	14
WIR50079	Rowlands (Branch: 1284) - Moreton	0	0	0	19
WIR50080	Old Chester Pharmacy, Rockferry	0	0	0	66
WIR50087	Wilson's Chemist, West Kirby	0	0	0	5
WIR50088	Boots (Branch: 5169 - Rockferry)	0	0	0	52
WIR50090	Victoria Pharmacy, New Brighton	0	0	0	22
WIR50097	Egremont Pharmacy, Wallasey	0	0	0	42
WIR50105	Lloyds - (Branch: 6705) Arrowe Park	0	0	0	20
WIR50106	Boots (Branch: 5989 - Bidston)	0	0	0	49
WIR50108	Wyn Ellis and Son, Poulton Rd, Wallasey	0	0	0	50
WIR50135	Cloughton Pharmacy, Park Rd Nth, Birkenhead	0	0	0	40
WIR50153	MedicX Pharmacy, St Caths, Tranmere	0	0	0	180
		-	-	-	-
		-	-	-	-
		-	-	-	-
		-	-	-	-
		-	-	-	-
		-	-	-	-
		-	-	-	-
		-	-	-	-
		-	-	-	-
		-	-	-	-
		-	-	-	-
		-	-	-	-
		-	-	-	-
		-	-	-	-
WIR	Wirral Local Authority	19	46	525	1,006

For those clients where an accommodation status was recorded:



NFA - urgent housing problem



Housing problem



No housing problem

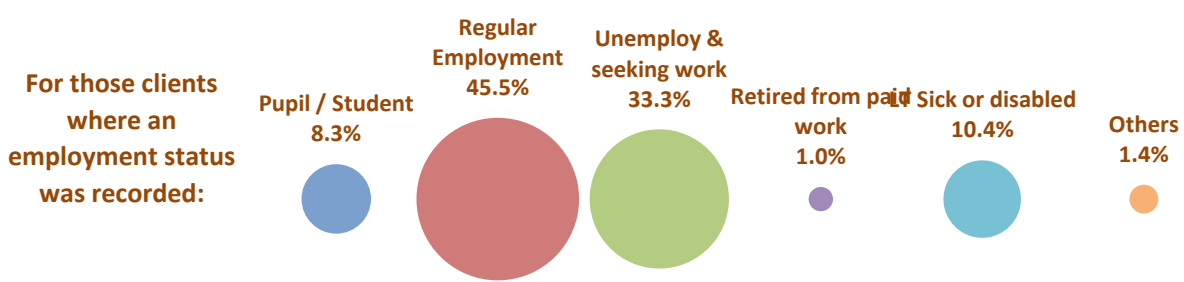


**CLIENT REVIEW DATA: BY AGENCY**

**EMPLOYMENT STATUS:**

Total individuals for the current year to date, shown by the last recorded employment status.

IMS	Agencies	Pupil / Student	Regular Employment	Unemploy & seeking work	Retired from paid work	LT Sick or disabled	Others	Not Known
WIR10019	Response, Wirral	41	0	5	0	0	0	22
WIR10049	TSP Second Chance Project	0	0	64	0	20	0	***
WIR10059	Wirral Integrated Recovery S	0	28	11	***	6	5	11
WIR30057	Birkenhead SES, Wirral - CGL	0	193	82	***	22	***	530
WIR30058	Moreton SES, Wirral - CGL	0	0	0	0	0	0	56
WIR30067	Wallasey SES, Wirral - CGL	0	6	***	0	***	0	23
WIR50076	Rowlands (Branch: 1368) - M	0	0	0	0	0	0	99
WIR50077	Lee's Pharmacy - Wood Chu	0	0	0	0	0	0	14
WIR50079	Rowlands (Branch: 1284) - M	0	0	0	0	0	0	19
WIR50080	Old Chester Pharmacy, Rock	0	0	0	0	0	0	66
WIR50087	Wilsons Chemist, West Kirby	0	0	0	0	0	0	5
WIR50088	Boots (Branch: 5169 - Rockl	0	0	0	0	0	0	52
WIR50090	Victoria Pharmacy, New Brig	0	0	0	0	0	0	22
WIR50097	Egremont Pharmacy, Wallas	0	0	0	0	0	0	42
WIR50105	Lloyds - (Branch: 6705) Arro	0	0	0	0	0	0	20
WIR50106	Boots (Branch: 5989 - Bidsto	0	0	0	0	0	0	49
WIR50108	Wyn Ellis and Son, Poulton F	0	0	0	0	0	0	50
WIR50135	Cloughton Pharmacy, Park R	0	0	0	0	0	0	40
WIR50153	MedicX Pharmacy, St Caths,	0	0	0	0	0	0	180
		-	-	-	-	-	-	-
		-	-	-	-	-	-	-
		-	-	-	-	-	-	-
		-	-	-	-	-	-	-
		-	-	-	-	-	-	-
		-	-	-	-	-	-	-
		-	-	-	-	-	-	-
		-	-	-	-	-	-	-
		-	-	-	-	-	-	-
		-	-	-	-	-	-	-
		-	-	-	-	-	-	-
		-	-	-	-	-	-	-
		-	-	-	-	-	-	-
		-	-	-	-	-	-	-
		-	-	-	-	-	-	-
		-	-	-	-	-	-	-
WIR	Wirral Local Authority	41	224	164	5	51	7	1,104



## CLIENT REVIEW DATA: BY AGENCY

### PARENTAL STATUS:

Total individuals for the current year to date, shown by the last recorded parental status.

IMS	Agencies	All the children live with client	Some of the children live with client	None of the children live with client	Client declined to answer	Not a parent	Not Known
WIR10019	Response, Wirral	0	0	***	***	41	24
WIR10049	TSP Second Chance Project	5	***	14	***	61	***
WIR10059	Wirral Integrated Recovery Service	13	6	13	0	28	5
WIR30057	Birkenhead SES, Wirral - CGL	50	22	64	***	126	567
WIR30058	Moreton SES, Wirral - CGL	0	0	0	0	0	56
WIR30067	Wallasey SES, Wirral - CGL	0	***	***	0	8	23
WIR50076	Rowlands (Branch: 1368) - Market St	0	0	0	0	0	99
WIR50077	Lee's Pharmacy - Wood Church	0	0	0	0	0	14
WIR50079	Rowlands (Branch: 1284) - Moreton	0	0	0	0	0	19
WIR50080	Old Chester Pharmacy, Rockferry	0	0	0	0	0	66
WIR50087	Wilson's Chemist, West Kirby	0	0	0	0	0	5
WIR50088	Boots (Branch: 5169 - Rockferry)	0	0	0	0	0	52
WIR50090	Victoria Pharmacy, New Brighton	0	0	0	0	0	22
WIR50097	Egremont Pharmacy, Wallasey	0	0	0	0	0	42
WIR50105	Lloyds - (Branch: 6705) Arrowe Park	0	0	0	0	0	20
WIR50106	Boots (Branch: 5989 - Bidston)	0	0	0	0	0	49
WIR50108	Wyn Ellis and Son, Poulton Rd, Wallasey	0	0	0	0	0	50
WIR50135	Cloughton Pharmacy, Park Rd Nth, Birkenhead	0	0	0	0	0	40
WIR50153	MedicX Pharmacy, St Caths, Tranmere	0	0	0	0	0	180
		-	-	-	-	-	-
		-	-	-	-	-	-
		-	-	-	-	-	-
		-	-	-	-	-	-
		-	-	-	-	-	-
		-	-	-	-	-	-
		-	-	-	-	-	-
		-	-	-	-	-	-
		-	-	-	-	-	-
		-	-	-	-	-	-
		-	-	-	-	-	-
		-	-	-	-	-	-
		-	-	-	-	-	-
		-	-	-	-	-	-
		-	-	-	-	-	-
		-	-	-	-	-	-
		-	-	-	-	-	-
		-	-	-	-	-	-
WIR	Wirral Local Authority	68	34	93	***	260	1,137

### Where clients stated that they are a parent (of children under 18)



**35%** All children live with the client

**17%** Some children live with the client

**48%** No children live with the client

## NEEDLE & SYRINGE PROGRAMME CLIENTS ONLY - SUMMARY: BY AGENCY

### NUMBER OF INDIVIDUALS SEEN BY QUARTER:

The number of needle and syringe exchange clients reported for all agencies each quarter, and the total number of individuals seen during the current year to date. The local authority figures are the total unique individuals.

IMS	Agencies	Qtr1	Qtr2	Qtr3	Qtr4	YTD
WIR10019	Response, Wirral	0	0	0	-	0
WIR10049	TSP Second Chance Project	0	0	0	-	0
WIR10059	Wirral Integrated Recovery Service	0	0	0	-	0
WIR30057	Birkenhead SES, Wirral - CGL	359	375	408	-	820
WIR30058	Moreton SES, Wirral - CGL	42	***	18	-	55
WIR30067	Wallasey SES, Wirral - CGL	12	19	17	-	34
WIR50076	Rowlands (Branch: 1368) - Market St	78	41	37	-	99
WIR50077	Lee's Pharmacy - Wood Church	10	9	5	-	14
WIR50079	Rowlands (Branch: 1284) - Moreton	10	13	11	-	19
WIR50080	Old Chester Pharmacy, Rockferry	48	37	31	-	66
WIR50087	Wilsons Chemist, West Kirby	***	***	***	-	5
WIR50088	Boots (Branch: 5169 - Rockferry)	40	24	27	-	52
WIR50090	Victoria Pharmacy, New Brighton	17	13	10	-	22
WIR50097	Egremont Pharmacy, Wallasey	23	21	25	-	42
WIR50105	Lloyds - (Branch: 6705) Arrowe Park	13	8	8	-	20
WIR50106	Boots (Branch: 5989 - Bidston)	28	22	18	-	49
WIR50108	Wyn Ellis and Son, Poulton Rd, Wallasey	27	18	26	-	50
WIR50135	Cloughton Pharmacy, Park Rd Nth, Birken	21	26	23	-	40
WIR50153	MedicX Pharmacy, St Caths, Tranmere	125	17	91	-	180
		-	-	-	-	-
		-	-	-	-	-
		-	-	-	-	-
		-	-	-	-	-
		-	-	-	-	-
		-	-	-	-	-
		-	-	-	-	-
		-	-	-	-	-
		-	-	-	-	-
		-	-	-	-	-
		-	-	-	-	-
		-	-	-	-	-
		-	-	-	-	-
		-	-	-	-	-
		-	-	-	-	-
		-	-	-	-	-
		-	-	-	-	-
WIR	Wirral Local Authority	746	560	675	-	1,344



Number of individuals accessing needle and syringe exchange services in the Wirral Local Authority area this year

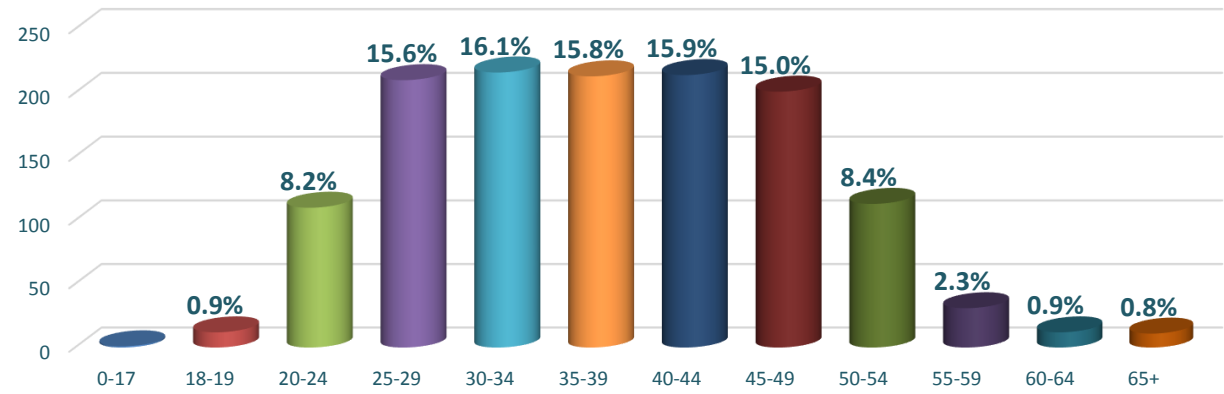


NEEDLE & SYRINGE PROGRAMME CLIENTS ONLY - SUMMARY: BY AGENCY

AGE GROUPS:

Total needle and syringe exchange clients for the current year to date, shown by age group.

IMS	Agencies	0-17	18-19	20-24	25-29	30-34	35-39	40-44	45-49	50-54	55-59	60-64	65+
WIR10019	Response, Wirral	0	0	0	0	0	0	0	0	0	0	0	0
WIR10049	TSP Second Chance Project	0	0	0	0	0	0	0	0	0	0	0	0
WIR10059	Wirral Integrated Recovery Service	0	0	0	0	0	0	0	0	0	0	0	0
WIR30057	Birkenhead SES, Wirral - CGL	***	10	82	150	149	128	115	100	61	11	6	7
WIR30058	Moreton SES, Wirral - CGL	0	***	***	14	12	9	5	***	***	***	0	***
WIR30067	Wallasey SES, Wirral - CGL	0	0	***	5	***	6	6	5	***	0	***	0
WIR50076	Rowlands (Branch: 1368) - Market St	0	0	***	***	10	21	28	20	10	***	0	0
WIR50077	Lee's Pharmacy - Wood Church	0	0	0	***	***	***	***	***	***	***	0	0
WIR50079	Rowlands (Branch: 1284) - Moreton	0	0	0	***	6	***	5	***	0	***	***	0
WIR50080	Old Chester Pharmacy, Rockferry	0	0	0	***	10	12	19	11	5	***	***	***
WIR50087	Wilson's Chemist, West Kirby	0	0	0	***	0	0	***	0	***	0	0	0
WIR50088	Boots (Branch: 5169 - Rockferry)	0	0	0	***	5	11	13	13	5	***	***	0
WIR50090	Victoria Pharmacy, New Brighton	0	0	0	5	5	***	***	***	***	***	0	0
WIR50097	Egremont Pharmacy, Wallasey	0	0	0	***	10	6	6	9	5	***	0	0
WIR50105	Lloyds - (Branch: 6705) Arrowe Park	0	0	***	0	***	***	***	7	***	0	***	0
WIR50106	Boots (Branch: 5989 - Bidston)	0	0	***	***	7	6	11	11	6	0	0	0
WIR50108	Wyn Ellis and Son, Poulton Rd, Wallasey	0	0	5	***	6	5	12	10	7	***	0	0
WIR50135	Cloughton Pharmacy, Park Rd Nth, Birken	0	***	0	***	***	10	7	13	***	0	0	0
WIR50153	MedicX Pharmacy, St Caths, Tranmere	0	0	11	28	19	25	31	46	10	8	***	***
-	-	-	-	-	-	-	-	-	-	-	-	-	-
-	-	-	-	-	-	-	-	-	-	-	-	-	-
-	-	-	-	-	-	-	-	-	-	-	-	-	-
-	-	-	-	-	-	-	-	-	-	-	-	-	-
-	-	-	-	-	-	-	-	-	-	-	-	-	-
-	-	-	-	-	-	-	-	-	-	-	-	-	-
-	-	-	-	-	-	-	-	-	-	-	-	-	-
-	-	-	-	-	-	-	-	-	-	-	-	-	-
-	-	-	-	-	-	-	-	-	-	-	-	-	-
-	-	-	-	-	-	-	-	-	-	-	-	-	-
-	-	-	-	-	-	-	-	-	-	-	-	-	-
-	-	-	-	-	-	-	-	-	-	-	-	-	-
-	-	-	-	-	-	-	-	-	-	-	-	-	-
-	-	-	-	-	-	-	-	-	-	-	-	-	-
-	-	-	-	-	-	-	-	-	-	-	-	-	-
-	-	-	-	-	-	-	-	-	-	-	-	-	-
WIR	Wirral Local Authority	***	12	110	210	216	213	214	201	113	31	12	11

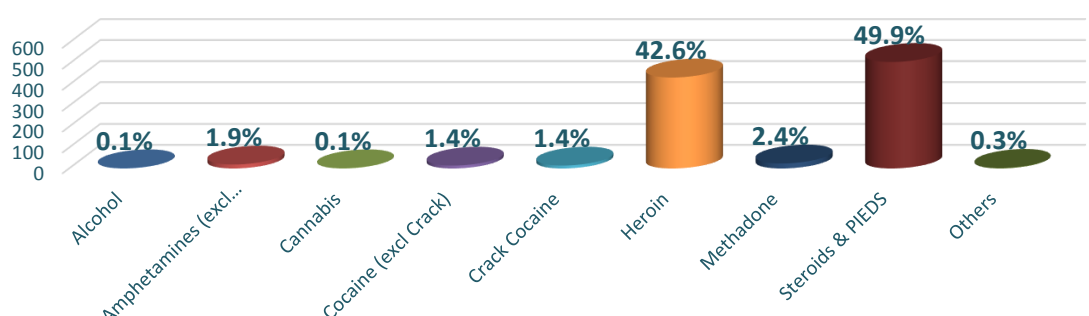


## NEEDLE & SYRINGE PROGRAMME CLIENTS ONLY - SUMMARY: BY AGENCY

### PRIMARY SUBSTANCE

Total needle and syringe exchange clients for the current year to date, shown by the last recorded primary substance.

IMS	Agencies	Alcohol	Amphetamines (excl Ecstasy)	Cannabis	Cocaine (excl Crack)	Crack Cocaine	Heroin	Methadone	Steroids & PIEDS	Others	Not Stated
WIR10019	Response, Wirral	0	0	0	0	0	0	0	0	0	0
WIR10049	TSP Second Chance Project	0	0	0	0	0	0	0	0	0	0
WIR10059	Wirral Integrated Recovery Service	0	0	0	0	0	0	0	0	0	0
WIR30057	Birkenhead SES, Wirral - CGL	***	9	0	***	***	152	15	426	***	206
WIR30058	Moreton SES, Wirral - CGL	0	0	0	0	0	***	0	21	0	30
WIR30067	Wallasey SES, Wirral - CGL	0	0	***	0	0	***	***	8	0	20
WIR50076	Rowlands (Branch: 1368) - Market St	0	0	0	0	6	65	***	***	0	23
WIR50077	Lee's Pharmacy - Wood Church	0	0	0	0	0	7	0	7	0	0
WIR50079	Rowlands (Branch: 1284) - Moreton	0	0	0	0	0	***	***	***	0	14
WIR50080	Old Chester Pharmacy, Rockferry	0	***	0	6	***	51	***	***	0	***
WIR50087	Wilson's Chemist, West Kirby	0	0	0	0	0	***	0	0	0	***
WIR50088	Boots (Branch: 5169 - Rockferry)	0	***	0	***	0	33	0	7	0	9
WIR50090	Victoria Pharmacy, New Brighton	0	0	0	0	0	15	0	***	0	6
WIR50097	Egremont Pharmacy, Wallasey	0	0	0	0	0	26	***	***	0	13
WIR50105	Lloyds - (Branch: 6705) Arrowe Park	0	***	0	0	0	13	0	***	0	***
WIR50106	Boots (Branch: 5989 - Bidston)	0	***	0	0	0	34	0	6	0	7
WIR50108	Wyn Ellis and Son, Poulton Rd, Wallasey	0	***	0	0	0	38	0	7	0	***
WIR50135	Cloughton Pharmacy, Park Rd Nth, Birken	0	***	0	0	0	27	0	***	0	11
WIR50153	MedicX Pharmacy, St Caths, Tranmere	0	***	0	***	***	64	***	31	0	75
		-	-	-	-	-	-	-	-	-	-
		-	-	-	-	-	-	-	-	-	-
		-	-	-	-	-	-	-	-	-	-
		-	-	-	-	-	-	-	-	-	-
		-	-	-	-	-	-	-	-	-	-
		-	-	-	-	-	-	-	-	-	-
		-	-	-	-	-	-	-	-	-	-
		-	-	-	-	-	-	-	-	-	-
		-	-	-	-	-	-	-	-	-	-
		-	-	-	-	-	-	-	-	-	-
		-	-	-	-	-	-	-	-	-	-
		-	-	-	-	-	-	-	-	-	-
		-	-	-	-	-	-	-	-	-	-
		-	-	-	-	-	-	-	-	-	-
		-	-	-	-	-	-	-	-	-	-
		-	-	-	-	-	-	-	-	-	-
		-	-	-	-	-	-	-	-	-	-
WIR	Wirral Local Authority	***	19	***	14	14	435	24	509	***	324



\* Percentages shown are of those NSP clients who had a primary substance recorded

The figure for those accessing services includes all individuals who had an intervention, an onward referral, a well being review, a health screening, or a syringe exchange transaction during the quarter.

The number of individuals shown Year to Date (YTD) is not necessarily a sum of the quarterly figures as the same individual may have presented in more than one quarter, but they will only be counted once in the YTD number. Likewise the Local Authority total is less than a sum of the agency figures where an individual has presented at multiple services during the period.

The activity summary shows the number of activities delivered by each service.

The Year to Date (YTD) activity figure is cumulative and should represent the sum of each quarterly figure, unless any retrospective changes are made to the data by the agency following their quarterly data submission.

The client review data section includes all clients who have accessed services at any time during the current year to date, and details information that is collected in the client assessment review, such as Primary Substance of use, Accommodation status, Employment Status, and Parental status.

Where the client has multiple assessments completed, only the last completed assessment has been used.

Needle and syringe programme data includes all clients who have had a needle and syringe exchange transaction or exchange return recorded at any time during the quarterly period or current year to date.

Report prepared by the PHI Monitoring Team,  
 Public Health Institute, Liverpool John Moores University,  
 Henry Cotton Building, 15-21 Webster Street, Liverpool,  
 L3 2ET. Tel: (0151) 231 4314.  
<http://ims.ljmu.ac.uk/info>  
[www.twitter.com/phi\\_ims](http://www.twitter.com/phi_ims)

