

INTRODUCTION:

Hi everyone. This is the report for the third quarter of the 2016-17 year which includes all year to date activity for the period 1st April – 31st December 2016. Figures shown for previous quarters have also been updated where retrospective data has been entered.

We have recently introduced a new feature for users of IMS online: the 'quick assessment' pop-up window allows entry of the minimum data items for clients who've not previously had an assessment. Several agencies using this new feature are already showing improved data quality in the collection of assessment data. If you have any suggestions for updates or enhancements to IMS then please do contact us. <https://ims.ljmu.ac.uk/contact>

Our latest IMS annual report was published in December <https://ims.ljmu.ac.uk/annual>. The report includes detail of the 209,606 interventions, transactions and referrals that were delivered during 2015/16 to 26,197 individuals. The report also includes a detailed breakdown of the 47 services and 84 pharmacies that contributed to IMS during the year.


The IMS info page contains lots of IMS information including our annual reports, quarterly reports, user guides, reference data, media and videos, and links to our interactive maps page: <https://ims.ljmu.ac.uk/info>

Over the next few months Howard is completing a research project looking at the data collection from needle and syringe exchange services. This will include a survey questionnaire asking for your opinions relating to the delivery of needle and syringe exchange. Participation is voluntary and anonymous, so he'll be very grateful for your involvement.


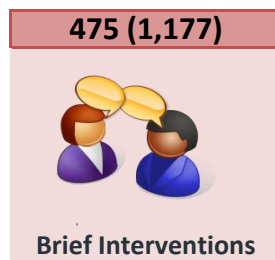
As always thank you for your continued support of the Integrated Monitoring System.

ACTIVITY SUMMARY FOR: **WARRINGTON**

Number of individuals who accessed non-structured interventions this quarter (and year to date).



Number of separate activities that were accessed this quarter (and year to date).



CLIENTS SUMMARY: BY AGENCY

NUMBER OF INDIVIDUALS SEEN BY QUARTER:

The number of individuals reported for all agencies each quarter, and the total number of individuals seen during the current year to date. The local authority figures are the total unique individuals.

IMS	Agencies	Qtr1	Qtr2	Qtr3	Qtr4	YTD
WAR10066	Footsteps, Warrington	44	28	47	-	79
WAR10069	Footsteps, CGL Partnership	46	43	71	-	86
WAR30039	Pathways, Warrington - CGL	123	92	62	-	230
WAR40070	Well Pharmacy - Fearnhead Cross	63	52	51	-	113
WAR40071	Rowlands - Thelwall Lane	154	127	104	-	276
WAR40072	Well Pharmacy - The Baths	199	207	187	-	431
WAR40073	Lloyds - Earl Street, Warrington	88	91	80	-	182
		-	-	-	-	-
		-	-	-	-	-
		-	-	-	-	-
		-	-	-	-	-
		-	-	-	-	-
		-	-	-	-	-
WAR	Warrington Local Authority	676	611	569	-	1,307



Number of individuals accessing services in the Warrington Local Authority area this year

CLIENTS SUMMARY: BY AGENCY

GENDER:

Number of individuals by gender for the last quarter, and during the current year to date.

IMS	Agencies	Male Q	Female Q	Male YTD	Female YTD
WAR10066	Footsteps, Warrington	15	32	23	56
WAR10069	Footsteps, CGL Partnership	20	51	23	63
WAR30039	Pathways, Warrington - CGL	60	***	224	6
WAR40070	Well Pharmacy - Fearnhead Cross	48	***	107	6
WAR40071	Rowlands - Thelwall Lane	100	***	262	14
WAR40072	Well Pharmacy - The Baths	171	16	394	37
WAR40073	Lloyds - Earl Street, Warrington	75	5	165	17
		-	-	-	-
		-	-	-	-
		-	-	-	-
		-	-	-	-
		-	-	-	-
		-	-	-	-
WAR	Warrington Local Authority	458	111	1,113	194

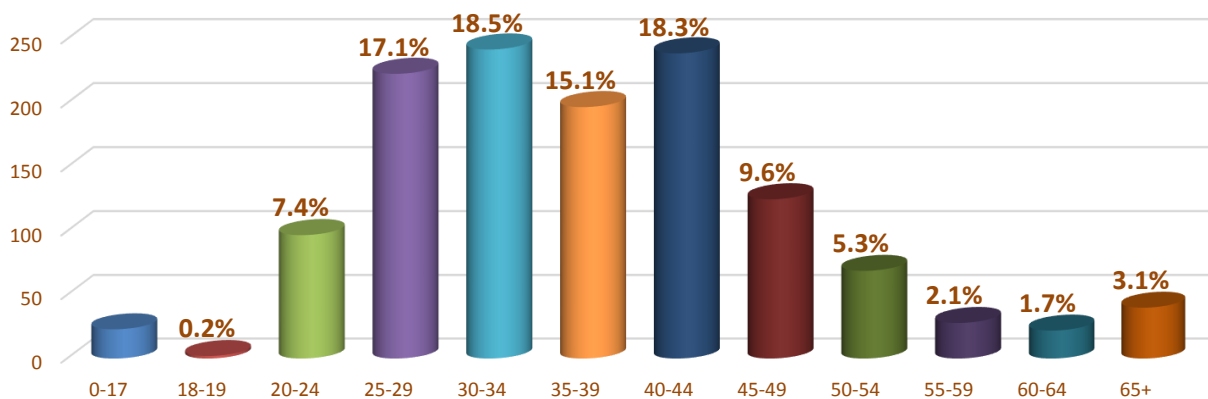


CLIENTS SUMMARY: BY AGENCY

AGE GROUPS:

Total individuals for the current year to date, shown by age group.

IMS	Agencies	0-17	18-19	20-24	25-29	30-34	35-39	40-44	45-49	50-54	55-59	60-64	65+
WAR10066	Footsteps, Warrington	22	0	***	***	***	***	***	8	8	8	7	12
WAR10069	Footsteps, CGL Partnership	0	0	***	***	***	5	6	9	12	12	10	26
WAR30039	Pathways, Warrington - CGL	0	***	19	48	57	46	36	13	7	***	0	***
WAR40070	Well Pharmacy - Fearnhead Cross	0	0	12	18	19	21	21	20	***	***	0	0
WAR40071	Rowlands - Thelwall Lane	0	***	28	72	60	32	38	16	22	***	***	***
WAR40072	Well Pharmacy - The Baths	***	0	27	71	84	64	123	49	9	***	***	0
WAR40073	Lloyds - Earl Street, Warrington	0	***	9	22	34	47	38	19	11	***	0	0
		-	-	-	-	-	-	-	-	-	-	-	-
		-	-	-	-	-	-	-	-	-	-	-	-
		-	-	-	-	-	-	-	-	-	-	-	-
		-	-	-	-	-	-	-	-	-	-	-	-
		-	-	-	-	-	-	-	-	-	-	-	-
WAR	Warrington Local Authority	23	***	97	223	242	197	239	125	69	28	22	40



ACTIVITY SUMMARY: BY AGENCY

Total activity by type delivered by each agency quarterly and as a total for the current year to date.

IMS	Interventions					Referrals					Syringe Exchange Transactions				
	Qtr1	Qtr2	Qtr3	Qtr4	YTD	Qtr1	Qtr2	Qtr3	Qtr4	YTD	Qtr1	Qtr2	Qtr3	Qtr4	YTD
WAR10066	145	73	198	-	416	12	7	6	-	25	0	0	0	-	0
WAR10069	238	193	272	-	703	23	13	25	-	61	0	0	0	-	0
WAR30039	26	27	5	-	58	0	0	0	-	0	119	97	69	-	285
WAR40070	0	0	0	-	0	0	0	0	-	0	122	141	127	-	390
WAR40071	0	0	0	-	0	0	0	0	-	0	268	226	170	-	664
WAR40072	0	0	0	-	0	0	0	0	-	0	575	671	491	-	1,737
WAR40073	0	0	0	-	0	0	0	0	-	0	191	209	124	-	524
	-	-	-	-	-	-	-	-	-	-	-	-	-	-	-
	-	-	-	-	-	-	-	-	-	-	-	-	-	-	-
	-	-	-	-	-	-	-	-	-	-	-	-	-	-	-
	-	-	-	-	-	-	-	-	-	-	-	-	-	-	-
	-	-	-	-	-	-	-	-	-	-	-	-	-	-	-
WAR	409	293	475	0	1,177	35	20	31	0	86	1,275	1,344	981	0	3,600



1,177


Number of brief interventions delivered to clients in the Warrington Local Authority area this year

That equates to an average of 0.9 interventions per person

ACTIVITY SUMMARY: BY AGENCY

Total activity by type delivered by each agency quarterly and as a total for the current year to date.

IMS	Wellbeing/Reviews					Health Screenings					Syringe Exchange Returns				
	Qtr1	Qtr2	Qtr3	Qtr4	YTD	Qtr1	Qtr2	Qtr3	Qtr4	YTD	Qtr1	Qtr2	Qtr3	Qtr4	YTD
WAR10066	19	15	31	-	65	0	0	0	-	0	0	0	0	-	0
WAR10069	25	26	43	-	94	0	0	0	-	0	0	0	0	-	0
WAR30039	0	0	0	-	0	0	0	0	-	0	35	30	17	-	82
WAR40070	0	0	0	-	0	0	0	0	-	0	18	29	47	-	94
WAR40071	0	0	0	-	0	0	0	0	-	0	43	44	28	-	115
WAR40072	0	0	0	-	0	0	0	0	-	0	71	105	69	-	245
WAR40073	0	0	0	-	0	0	0	0	-	0	115	145	55	-	315
	-	-	-	-	-	-	-	-	-	-	-	-	-	-	-
	-	-	-	-	-	-	-	-	-	-	-	-	-	-	-
	-	-	-	-	-	-	-	-	-	-	-	-	-	-	-
	-	-	-	-	-	-	-	-	-	-	-	-	-	-	-
	-	-	-	-	-	-	-	-	-	-	-	-	-	-	-
WAR	44	41	74	0	159	0	0	0	0	0	282	353	216	0	851



3,600

Number of syringe exchange transactions by clients in the Warrington Local Authority area this year

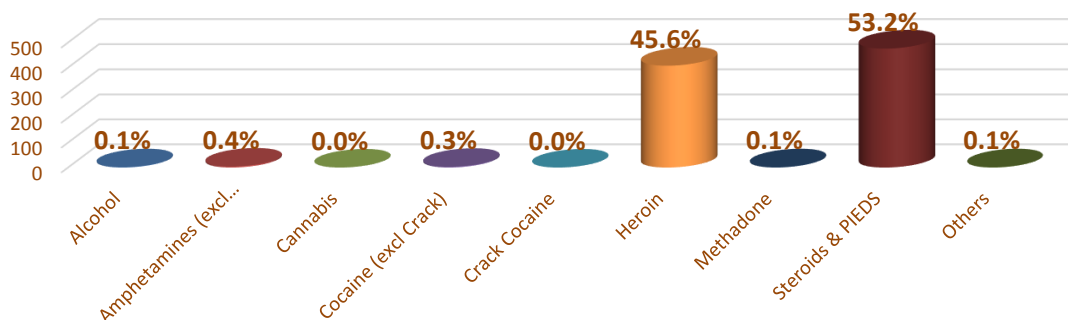
**There were 851 equipment returns were recorded
A ratio of 1 return to every 4.23 syringe exchange visits**

CLIENT REVIEW DATA: BY AGENCY

PRIMARY SUBSTANCE:

Total individuals for the current year to date, shown by the last recorded primary substance.

IMS	Agencies	Alcohol	Amphetamines (excl Ecstasy)	Cannabis	Cocaine (excl Crack)	Crack Cocaine	Heroin	Methadone	Steroids & PIEDS	Others	Not Stated
WAR10066	Footsteps, Warrington	0	0	0	0	0	0	0	0	0	79
WAR10069	Footsteps, CGL Partnership	0	0	0	0	0	0	0	0	0	86
WAR30039	Pathways, Warrington - CGL	0	***	0	0	0	8	0	170	***	50
WAR40070	Well Pharmacy - Fearnhead Cross	0	0	0	***	0	43	0	59	0	10
WAR40071	Rowlands - Thelwall Lane	***	0	0	0	0	19	0	61	0	195
WAR40072	Well Pharmacy - The Baths	0	***	0	***	0	288	***	119	0	20
WAR40073	Lloyds - Earl Street, Warrington	0	***	0	***	0	99	0	77	0	***
		-	-	-	-	-	-	-	-	-	-
		-	-	-	-	-	-	-	-	-	-
		-	-	-	-	-	-	-	-	-	-
		-	-	-	-	-	-	-	-	-	-
		-	-	-	-	-	-	-	-	-	-
WAR	Warrington Local Authority	***	***	0	***	0	408	***	476	***	413



* Percentages shown are of those clients who had a primary substance recorded

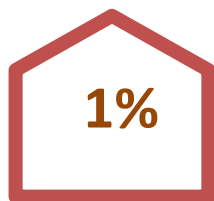
CLIENT REVIEW DATA: BY AGENCY

ACCOMMODATION NEED:

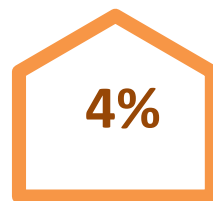
Total individuals for the current year to date, shown by the last recorded accommodation status.

IMS	Agencies	NFA - urgent			
		housing problem	Housing problem	No housing problem	Not Known
WAR10066	Footsteps, Warrington	0	0	0	79
WAR10069	Footsteps, CGL Partnership	0	0	0	86
WAR30039	Pathways, Warrington - CGL	0	5	130	95
WAR40070	Well Pharmacy - Fearnhead Cross	***	0	0	112
WAR40071	Rowlands - Thelwall Lane	0	0	0	276
WAR40072	Well Pharmacy - The Baths	***	0	0	430
WAR40073	Lloyds - Earl Street, Warrington	0	***	0	181
		-	-	-	-
		-	-	-	-
		-	-	-	-
		-	-	-	-
		-	-	-	-
		-	-	-	-
WAR	Warrington Local Authority	***	6	130	1,169

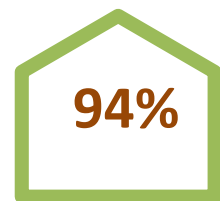
For those clients where an accommodation status was recorded:



NFA - urgent housing problem



Housing problem



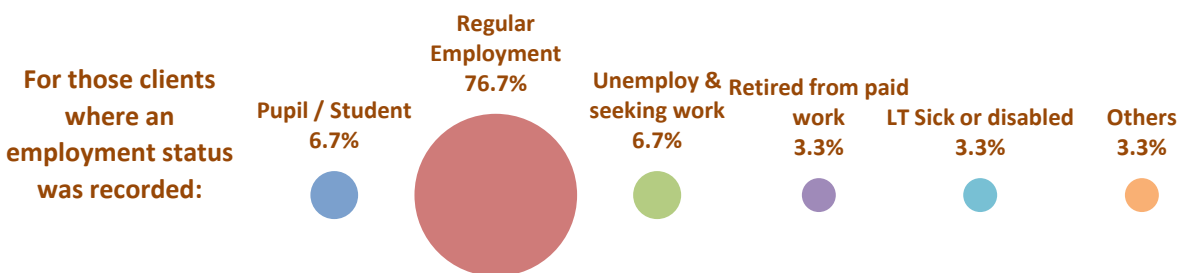
No housing problem

CLIENT REVIEW DATA: BY AGENCY

EMPLOYMENT STATUS:

Total individuals for the current year to date, shown by the last recorded employment status.

IMS	Agencies	Pupil / Student	Regular Employment	Unemploy & seeking work	Retired from paid work	LT Sick or disabled	Others	Not Known
WAR10066	Footsteps, Warrington	0	0	0	0	0	0	79
WAR10069	Footsteps, CGL Partnership	0	0	0	0	0	0	86
WAR30039	Pathways, Warrington - CGL	***	23	***	***	***	***	200
WAR40070	Well Pharmacy - Fearnhead	0	0	0	0	0	0	113
WAR40071	Rowlands - Thelwall Lane	0	0	0	0	0	0	276
WAR40072	Well Pharmacy - The Baths	0	0	0	0	0	0	431
WAR40073	Lloyds - Earl Street, Warring	0	0	0	0	0	0	182
		-	-	-	-	-	-	-
		-	-	-	-	-	-	-
		-	-	-	-	-	-	-
		-	-	-	-	-	-	-
		-	-	-	-	-	-	-
		-	-	-	-	-	-	-
WAR	Warrington Local Authority	***	23	***	***	***	***	1,277



CLIENT REVIEW DATA: BY AGENCY

PARENTAL STATUS:

Total individuals for the current year to date, shown by the last recorded parental status.

IMS	Agencies	All the children live with client	Some of the children live with client	None of the children live with client	Client declined to answer	Not a parent	Not Known
WAR10066	Footsteps, Warrington	0	0	0	0	0	79
WAR10069	Footsteps, CGL Partnership	0	0	0	0	0	86
WAR30039	Pathways, Warrington - CGL	***	***	0	7	18	201
WAR40070	Well Pharmacy - Fearnhead Cross	0	0	0	0	0	113
WAR40071	Rowlands - Thelwall Lane	0	0	0	0	0	276
WAR40072	Well Pharmacy - The Baths	0	0	0	0	0	431
WAR40073	Lloyds - Earl Street, Warrington	0	0	0	0	0	182
		-	-	-	-	-	-
		-	-	-	-	-	-
		-	-	-	-	-	-
		-	-	-	-	-	-
		-	-	-	-	-	-
		-	-	-	-	-	-
WAR	Warrington Local Authority	***	***	0	7	18	1,278

Where clients stated that they are a parent (of children under 18)



75% All children live with the client

25% Some children live with the client

0% No children live with the client

NEEDLE & SYRINGE PROGRAMME CLIENTS ONLY - SUMMARY: BY AGENCY

NUMBER OF INDIVIDUALS SEEN BY QUARTER:

The number of needle and syringe exchange clients reported for all agencies each quarter, and the total number of individuals seen during the current year to date. The local authority figures are the total unique individuals.

IMS	Agencies	Qtr1	Qtr2	Qtr3	Qtr4	YTD
WAR10066	Footsteps, Warrington	0	0	0	-	0
WAR10069	Footsteps, CGL Partnership	0	0	0	-	0
WAR30039	Pathways, Warrington - CGL	109	90	62	-	214
WAR40070	Well Pharmacy - Fearnhead Cross	62	52	51	-	113
WAR40071	Rowlands - Thelwall Lane	154	127	104	-	276
WAR40072	Well Pharmacy - The Baths	199	207	187	-	431
WAR40073	Lloyds - Earl Street, Warrington	88	91	80	-	182
		-	-	-	-	-
		-	-	-	-	-
		-	-	-	-	-
		-	-	-	-	-
		-	-	-	-	-
		-	-	-	-	-
WAR	Warrington Local Authority	568	538	450	-	1,122



Number of individuals accessing needle and syringe exchange services in the Warrington Local Authority area this year

NEEDLE & SYRINGE PROGRAMME CLIENTS ONLY - SUMMARY: BY AGENCY

GENDER

Number of needle and syringe exchange clients by gender for the last quarter, and during the current year to date.

IMS	Agencies	Male Q	Female Q	Male YTD	Female YTD
WAR10066	Footsteps, Warrington	0	0	0	0
WAR10069	Footsteps, CGL Partnership	0	0	0	0
WAR30039	Pathways, Warrington - CGL	60	***	209	5
WAR40070	Well Pharmacy - Fearnhead Cross	48	***	107	6
WAR40071	Rowlands - Thelwall Lane	100	***	262	14
WAR40072	Well Pharmacy - The Baths	171	16	394	37
WAR40073	Lloyds - Earl Street, Warrington	75	5	165	17
		-	-	-	-
		-	-	-	-
		-	-	-	-
		-	-	-	-
		-	-	-	-
		-	-	-	-
WAR	Warrington Local Authority	422	28	1,048	74

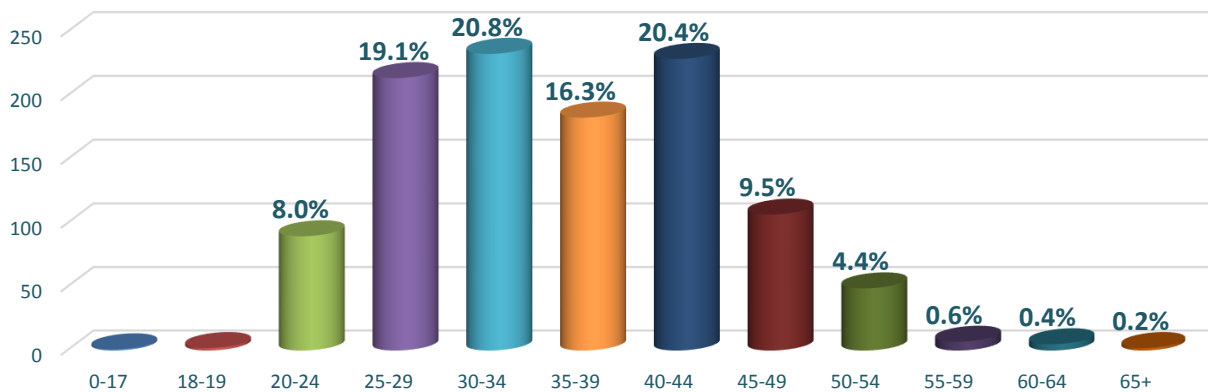


NEEDLE & SYRINGE PROGRAMME CLIENTS ONLY - SUMMARY: BY AGENCY

AGE GROUPS:

Total needle and syringe exchange clients for the current year to date, shown by age group.

IMS	Agencies	0-17	18-19	20-24	25-29	30-34	35-39	40-44	45-49	50-54	55-59	60-64	65+
WAR10066	Footsteps, Warrington	0	0	0	0	0	0	0	0	0	0	0	0
WAR10069	Footsteps, CGL Partnership	0	0	0	0	0	0	0	0	0	0	0	0
WAR30039	Pathways, Warrington - CGL	0	***	18	45	53	41	35	12	7	***	0	***
WAR40070	Well Pharmacy - Fearnhead Cross	0	0	12	18	19	21	21	20	***	***	0	0
WAR40071	Rowlands - Thelwall Lane	0	***	28	72	60	32	38	16	22	***	***	***
WAR40072	Well Pharmacy - The Baths	***	0	27	71	84	64	123	49	9	***	***	0
WAR40073	Lloyds - Earl Street, Warrington	0	***	9	22	34	47	38	19	11	***	0	0
		-	-	-	-	-	-	-	-	-	-	-	-
		-	-	-	-	-	-	-	-	-	-	-	-
		-	-	-	-	-	-	-	-	-	-	-	-
		-	-	-	-	-	-	-	-	-	-	-	-
		-	-	-	-	-	-	-	-	-	-	-	-
WAR	Warrington Local Authority	***	***	90	214	233	183	229	107	49	7	5	***

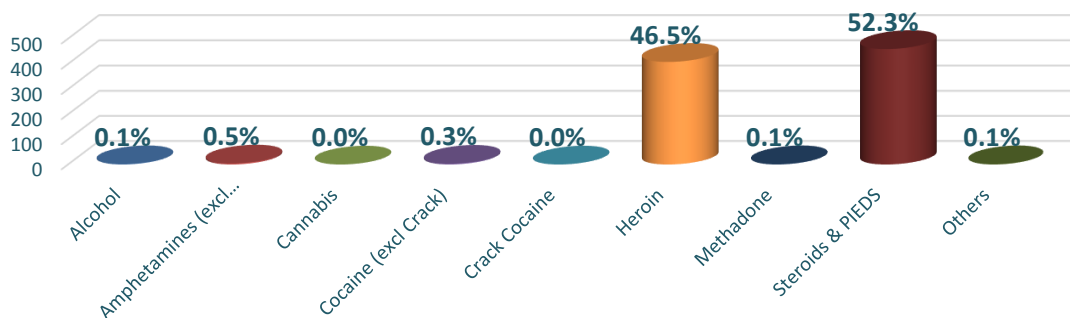


NEEDLE & SYRINGE PROGRAMME CLIENTS ONLY - SUMMARY: BY AGENCY

PRIMARY SUBSTANCE

Total needle and syringe exchange clients for the current year to date, shown by the last recorded primary substance.

IMS	Agencies	Alcohol	Amphetamines (excl Ecstasy)	Cannabis	Cocaine (excl Crack)	Crack Cocaine	Heroin	Methadone	Steroids & PIEDS	Others	Not Stated
WAR10066	Footsteps, Warrington	0	0	0	0	0	0	0	0	0	0
WAR10069	Footsteps, CGL Partnership	0	0	0	0	0	0	0	0	0	0
WAR30039	Pathways, Warrington - CGL	0	***	0	0	0	8	0	155	***	49
WAR40070	Well Pharmacy - Fearnhead Cross	0	0	0	***	0	43	0	59	0	10
WAR40071	Rowlands - Thelwall Lane	***	0	0	0	0	19	0	61	0	195
WAR40072	Well Pharmacy - The Baths	0	***	0	***	0	288	***	119	0	20
WAR40073	Lloyds - Earl Street, Warrington	0	***	0	***	0	99	0	77	0	***
		-	-	-	-	-	-	-	-	-	-
		-	-	-	-	-	-	-	-	-	-
		-	-	-	-	-	-	-	-	-	-
		-	-	-	-	-	-	-	-	-	-
		-	-	-	-	-	-	-	-	-	-
WAR	Warrington Local Authority	***	***	0	***	0	408	***	459	***	245



* Percentages shown are of those NSP clients who had a primary substance recorded

The figure for those accessing services includes all individuals who had an intervention, an onward referral, a well being review, a health screening, or a syringe exchange transaction during the quarter.

The number of individuals shown Year to Date (YTD) is not necessarily a sum of the quarterly figures as the same individual may have presented in more than one quarter, but they will only be counted once in the YTD number. Likewise the Local Authority total is less than a sum of the agency figures where an individual has presented at multiple services during the period.

The activity summary shows the number of activities delivered by each service.

The Year to Date (YTD) activity figure is cumulative and should represent the sum of each quarterly figure, unless any retrospective changes are made to the data by the agency following their quarterly data submission.

The client review data section includes all clients who have accessed services at any time during the current year to date, and details information that is collected in the client assessment review, such as Primary Substance of use, Accommodation status, Employment Status, and Parental status.

Where the client has multiple assessments completed, only the last completed assessment has been used.

Needle and syringe programme data includes all clients who have had a needle and syringe exchange transaction or exchange return recorded at any time during the quarterly period or current year to date.

Report prepared by the PHI Monitoring Team,
 Public Health Institute, Liverpool John Moores University,
 Henry Cotton Building, 15-21 Webster Street, Liverpool,
 L3 2ET. Tel: (0151) 231 4314.
<http://ims.ljmu.ac.uk/info>
www.twitter.com/phi_ims

