

INTRODUCTION:

Hi everyone. This is the report for the third quarter of the 2016-17 year which includes all year to date activity for the period 1st April – 31st December 2016. Figures shown for previous quarters have also been updated where retrospective data has been entered.

We have recently introduced a new feature for users of IMS online: the 'quick assessment' pop-up window allows entry of the minimum data items for clients who've not previously had an assessment. Several agencies using this new feature are already showing improved data quality in the collection of assessment data. If you have any suggestions for updates or enhancements to IMS then please do contact us. <https://ims.ljmu.ac.uk/contact>

Our latest IMS annual report was published in December <https://ims.ljmu.ac.uk/annual>. The report includes detail of the 209,606 interventions, transactions and referrals that were delivered during 2015/16 to 26,197 individuals. The report also includes a detailed breakdown of the 47 services and 84 pharmacies that contributed to IMS during the year.


The IMS info page contains lots of IMS information including our annual reports, quarterly reports, user guides, reference data, media and videos, and links to our interactive maps page: <https://ims.ljmu.ac.uk/info>

Over the next few months Howard is completing a research project looking at the data collection from needle and syringe exchange services. This will include a survey questionnaire asking for your opinions relating to the delivery of needle and syringe exchange. Participation is voluntary and anonymous, so he'll be very grateful for your involvement.


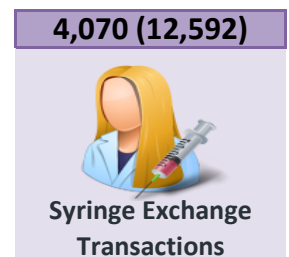
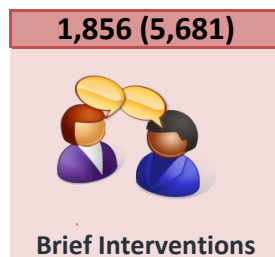
As always thank you for your continued support of the Integrated Monitoring System.

ACTIVITY SUMMARY FOR: ST HELENS

Number of individuals who accessed non-structured interventions this quarter (and year to date).



Number of separate activities that were accessed this quarter (and year to date).



## CLIENTS SUMMARY: BY AGENCY

### NUMBER OF INDIVIDUALS SEEN BY QUARTER:

The number of individuals reported for all agencies each quarter, and the total number of individuals seen during the current year to date. The local authority figures are the total unique individuals.

IMS	Agencies	Qtr1	Qtr2	Qtr3	Qtr4	YTD
SHL10061	Hope House	154	144	142	-	250
SHL10062	Hope Centre (Breathe)	18	14	***	-	33
SHL10063	Footsteps, St Helens	48	32	27	-	73
SHL10075	YP Drug & Alcohol Team - St Helens	***	0	0	-	***
SHL30038	Addaction St Helens	262	223	251	-	535
SHL40063	Rowlands - Newton-Le-Willows	0	0	0	-	0
SHL40119	Lloyds - Duke Street, St Helens	94	78	67	-	163
SHL40122	Lloyds - Junction Lane, Sutton Oak	71	72	74	-	159
SHL40141	Rowlands - Thatto Heath	26	32	29	-	52
SHL40143	St Helens Millennium Centre	536	542	458	-	1,005
		-	-	-	-	-
		-	-	-	-	-
		-	-	-	-	-
SHL	St. Helens Local Authority	1,020	933	864	-	1,884



Number of individuals accessing services in the St. Helens Local Authority area this year

## CLIENTS SUMMARY: BY AGENCY

### GENDER:

Number of individuals by gender for the last quarter, and during the current year to date.

IMS	Agencies	Male Q	Female Q	Male YTD	Female YTD
SHL10061	Hope House	114	28	202	48
SHL10062	Hope Centre (Breathe)	***	***	14	19
SHL10063	Footsteps, St Helens	6	21	15	58
SHL10075	YP Drug & Alcohol Team - St Helens	0	0	0	***
SHL30038	Addaction St Helens	226	25	490	45
SHL40063	Rowlands - Newton-Le-Willows	0	0	0	0
SHL40119	Lloyds - Duke Street, St Helens	58	9	146	17
SHL40122	Lloyds - Junction Lane, Sutton Oak	66	8	143	16
SHL40141	Rowlands - Thatto Heath	24	5	41	11
SHL40143	St Helens Millennium Centre	388	70	865	140
		-	-	-	-
		-	-	-	-
		-	-	-	-
SHL	St. Helens Local Authority	726	138	1,590	294

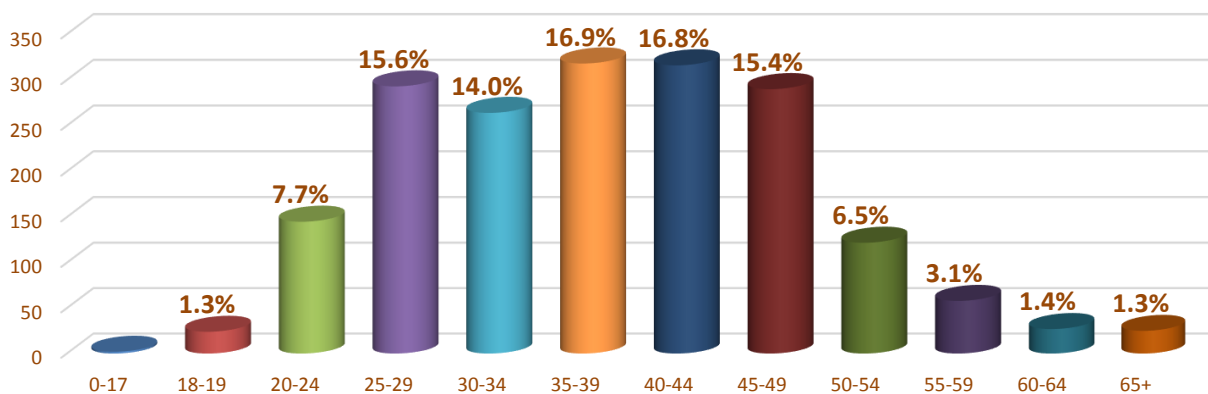


**CLIENTS SUMMARY: BY AGENCY**

**AGE GROUPS:**

Total individuals for the current year to date, shown by age group.

IMS	Agencies	0-17	18-19	20-24	25-29	30-34	35-39	40-44	45-49	50-54	55-59	60-64	65+
SHL10061	Hope House	0	***	18	36	31	30	45	46	26	10	6	***
SHL10062	Hope Centre (Breathe)	0	0	0	***	0	***	6	6	6	***	6	0
SHL10063	Footsteps, St Helens	0	0	***	***	***	***	***	13	11	12	6	18
SHL10075	YP Drug & Alcohol Team - St Helens	***	0	0	0	0	0	0	0	0	0	0	0
SHL30038	Addaction St Helens	***	7	52	116	94	92	77	54	33	7	***	***
SHL40063	Rowlands - Newton-Le-Willows	0	0	0	0	0	0	0	0	0	0	0	0
SHL40119	Lloyds - Duke Street, St Helens	0	0	6	19	21	39	38	31	8	***	0	0
SHL40122	Lloyds - Junction Lane, Sutton Oak	0	0	8	19	24	26	44	26	11	0	0	***
SHL40141	Rowlands - Thatto Heath	0	***	***	6	8	13	10	6	***	0	0	0
SHL40143	St Helens Millennium Centre	0	17	78	124	137	193	186	174	54	28	9	5
		-	-	-	-	-	-	-	-	-	-	-	-
		-	-	-	-	-	-	-	-	-	-	-	-
		-	-	-	-	-	-	-	-	-	-	-	-
SHL	St. Helens Local Authority	***	24	145	293	264	318	316	290	122	58	27	25



## ACTIVITY SUMMARY: BY AGENCY

Total activity by type delivered by each agency quarterly and as a total for the current year to date.

IMS	Interventions					Referrals					Syringe Exchange Transactions				
	Qtr1	Qtr2	Qtr3	Qtr4	YTD	Qtr1	Qtr2	Qtr3	Qtr4	YTD	Qtr1	Qtr2	Qtr3	Qtr4	YTD
SHL10061	1,730	1,612	1,656	-	4,998	0	0	***	-	***	0	0	0	-	0
SHL10062	23	13	***	-	40	***	7	***	-	13	0	0	0	-	0
SHL10063	125	89	70	-	284	26	14	12	-	52	0	0	0	-	0
SHL10075	***	0	0	-	***	0	0	0	-	0	0	0	0	-	0
SHL30038	106	126	126	-	358	0	0	0	-	0	344	318	398	-	1,060
SHL40063	0	0	0	-	0	0	0	0	-	0	0	0	0	-	0
SHL40119	0	0	0	-	0	0	0	0	-	0	412	303	318	-	1,033
SHL40122	0	0	0	-	0	0	0	0	-	0	215	269	269	-	753
SHL40141	0	0	0	-	0	0	0	0	-	0	154	225	171	-	550
SHL40143	0	0	0	-	0	0	0	0	-	0	3,033	3,249	2,914	-	9,196
	-	-	-	-	-	-	-	-	-	-	-	-	-	-	-
	-	-	-	-	-	-	-	-	-	-	-	-	-	-	-
	-	-	-	-	-	-	-	-	-	-	-	-	-	-	-
SHL	1,985	1,840	1,856	0	5,681	29	21	16	0	66	4,158	4,364	4,070	0	12,592



**5,681**


Number of brief interventions delivered to clients in the St. Helens Local Authority area this year

That equates to an average of 3.02 interventions per person

## ACTIVITY SUMMARY: BY AGENCY

Total activity by type delivered by each agency quarterly and as a total for the current year to date.

IMS	Wellbeing/Reviews					Health Screenings					Syringe Exchange Returns				
	Qtr1	Qtr2	Qtr3	Qtr4	YTD	Qtr1	Qtr2	Qtr3	Qtr4	YTD	Qtr1	Qtr2	Qtr3	Qtr4	YTD
SHL10061	29	22	26	-	77	0	0	0	-	0	0	0	0	-	0
SHL10062	11	9	***	-	22	0	0	0	-	0	0	0	0	-	0
SHL10063	25	19	17	-	61	0	0	0	-	0	0	0	0	-	0
SHL10075	***	0	0	-	***	0	0	0	-	0	0	0	0	-	0
SHL30038	0	0	0	-	0	6	0	0	-	6	61	29	37	-	127
SHL40063	0	0	0	-	0	0	0	0	-	0	0	0	0	-	0
SHL40119	0	0	0	-	0	0	0	0	-	0	160	178	157	-	495
SHL40122	0	0	0	-	0	0	0	0	-	0	13	15	6	-	34
SHL40141	0	0	0	-	0	0	0	0	-	0	35	46	18	-	99
SHL40143	0	0	0	-	0	0	0	0	-	0	132	103	76	-	311
	-	-	-	-	-	-	-	-	-	-	-	-	-	-	-
	-	-	-	-	-	-	-	-	-	-	-	-	-	-	-
	-	-	-	-	-	-	-	-	-	-	-	-	-	-	-
SHL	66	50	45	0	161	6	0	0	0	6	401	371	294	0	1,066



**12,592**

Number of syringe exchange transactions by clients in the St. Helens Local Authority area this year

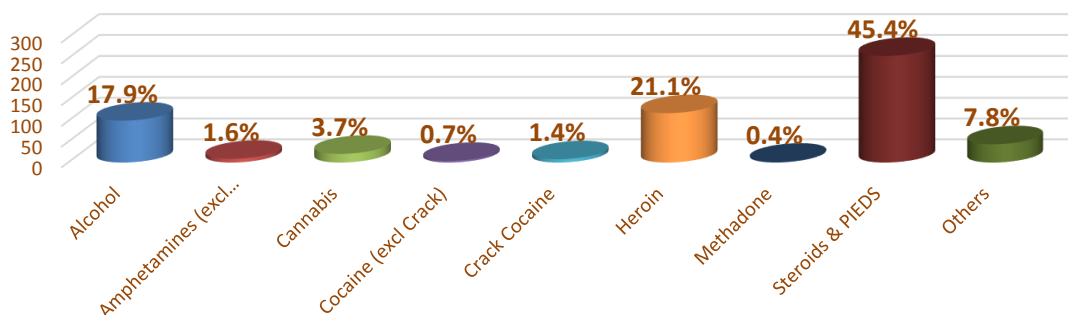
There were 1,066 equipment returns were recorded  
A ratio of 1 return to every 11.81 syringe exchange visits

**CLIENT REVIEW DATA: BY AGENCY**

**PRIMARY SUBSTANCE:**

Total individuals for the current year to date, shown by the last recorded primary substance.

IMS	Agencies	Alcohol	Amphetamines (excl Ecstasy)	Cannabis	Cocaine (excl Crack)	Crack Cocaine	Heroin	Methadone	Steroids & PIEDS	Others	Not Stated
SHL10061	Hope House	98	***	21	***	***	37	***	0	23	63
SHL10062	Hope Centre (Breathe)	***	0	0	0	0	0	0	0	0	31
SHL10063	Footsteps, St Helens	0	0	0	0	0	0	0	0	0	73
SHL10075	YP Drug & Alcohol Team - St Helens	***	0	0	0	0	0	0	0	0	0
SHL30038	Addaction St Helens	0	7	0	***	***	64	***	218	5	234
SHL40063	Rowlands - Newton-Le-Willows	0	0	0	0	0	0	0	0	0	0
SHL40119	Lloyds - Duke Street, St Helens	0	0	***	0	0	8	0	0	0	154
SHL40122	Lloyds - Junction Lane, Sutton Oak	0	0	0	0	0	***	0	***	0	157
SHL40141	Rowlands - Thatto Heath	0	0	0	0	0	32	0	14	0	6
SHL40143	St Helens Millennium Centre	0	0	***	***	0	16	0	23	26	938
		-	-	-	-	-	-	-	-	-	-
		-	-	-	-	-	-	-	-	-	-
		-	-	-	-	-	-	-	-	-	-
SHL	St. Helens Local Authority	101	9	21	***	8	119	***	256	44	1,320



\* Percentages shown are of those clients who had a primary substance recorded

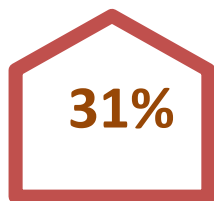
**CLIENT REVIEW DATA: BY AGENCY**

**ACCOMMODATION NEED:**

Total individuals for the current year to date, shown by the last recorded accommodation status.

IMS	Agencies	NFA - urgent			
		housing problem	Housing problem	No housing problem	Not Known
SHL10061	Hope House	132	38	68	12
SHL10062	Hope Centre (Breathe)	0	0	8	25
SHL10063	Footsteps, St Helens	0	0	0	73
SHL10075	YP Drug & Alcohol Team - St Helens	0	0	***	0
SHL30038	Addaction St Helens	8	16	214	297
SHL40063	Rowlands - Newton-Le-Willows	0	0	0	0
SHL40119	Lloyds - Duke Street, St Helens	***	***	0	161
SHL40122	Lloyds - Junction Lane, Sutton Oak	0	0	0	159
SHL40141	Rowlands - Thatto Heath	0	0	0	52
SHL40143	St Helens Millennium Centre	9	0	***	995
		-	-	-	-
		-	-	-	-
		-	-	-	-
SHL	St. Helens Local Authority	145	49	276	1,414

For those clients where an accommodation status was recorded:



NFA - urgent housing problem



Housing problem



No housing problem

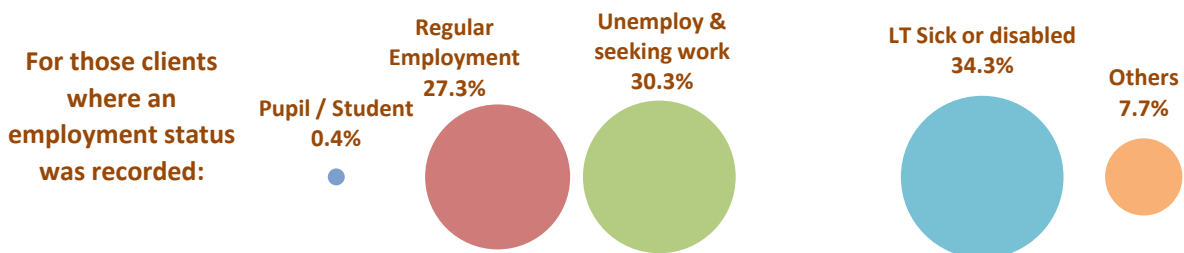


**CLIENT REVIEW DATA: BY AGENCY**

**EMPLOYMENT STATUS:**

Total individuals for the current year to date, shown by the last recorded employment status.

IMS	Agencies	Pupil / Student	Regular Employment	Unemploy & seeking work	Retired from paid work	LT Sick or disabled	Others	Not Known
SHL10061	Hope House	0	47	71	0	89	19	24
SHL10062	Hope Centre (Breathe)	0	5	10	0	***	***	12
SHL10063	Footsteps, St Helens	0	0	0	0	0	0	73
SHL10075	YP Drug & Alcohol Team - St	***	0	0	0	0	0	0
SHL30038	Addaction St Helens	0	22	***	0	5	0	506
SHL40063	Rowlands - Newton-Le-Willc	0	0	0	0	0	0	0
SHL40119	Lloyds - Duke Street, St Hele	0	0	0	0	0	0	163
SHL40122	Lloyds - Junction Lane, Suttc	0	0	0	0	0	0	159
SHL40141	Rowlands - Thatto Heath	0	0	0	0	0	0	52
SHL40143	St Helens Millennium Centre	0	0	0	0	0	0	1,005
		-	-	-	-	-	-	-
		-	-	-	-	-	-	-
		-	-	-	-	-	-	-
SHL	St. Helens Local Authority	***	74	82	0	93	21	1,613



**CLIENT REVIEW DATA: BY AGENCY**

**PARENTAL STATUS:**

Total individuals for the current year to date, shown by the last recorded parental status.

IMS	Agencies	All the children live with client	Some of the children live with client	None of the children live with client	Client declined to answer	Not a parent	Not Known
SHL10061	Hope House	***	0	32	***	101	112
SHL10062	Hope Centre (Breathe)	***	0	0	0	***	27
SHL10063	Footsteps, St Helens	0	0	0	0	0	73
SHL10075	YP Drug & Alcohol Team - St Helens	0	0	0	0	***	0
SHL30038	Addaction St Helens	***	0	***	7	16	507
SHL40063	Rowlands - Newton-Le-Willows	0	0	0	0	0	0
SHL40119	Lloyds - Duke Street, St Helens	0	0	0	0	0	163
SHL40122	Lloyds - Junction Lane, Sutton Oak	0	0	0	0	0	159
SHL40141	Rowlands - Thatto Heath	0	0	0	0	0	52
SHL40143	St Helens Millennium Centre	0	0	0	0	0	1,005
		-	-	-	-	-	-
		-	-	-	-	-	-
		-	-	-	-	-	-
SHL	St. Helens Local Authority	7	0	33	10	121	1,713

**Where clients stated that they are a parent (of children under 18)**



**18%** All children live with the client

**0%** Some children live with the client

**83%** No children live with the client

## NEEDLE & SYRINGE PROGRAMME CLIENTS ONLY - SUMMARY: BY AGENCY

### NUMBER OF INDIVIDUALS SEEN BY QUARTER:

The number of needle and syringe exchange clients reported for all agencies each quarter, and the total number of individuals seen during the current year to date. The local authority figures are the total unique individuals.

IMS	Agencies	Qtr1	Qtr2	Qtr3	Qtr4	YTD
SHL10061	Hope House	0	0	0	-	0
SHL10062	Hope Centre (Breathe)	0	0	0	-	0
SHL10063	Footsteps, St Helens	0	0	0	-	0
SHL10075	YP Drug & Alcohol Team - St Helens	0	0	0	-	0
SHL30038	Addaction St Helens	257	221	247	-	528
SHL40063	Rowlands - Newton-Le-Willows	0	0	0	-	0
SHL40119	Lloyds - Duke Street, St Helens	94	78	67	-	163
SHL40122	Lloyds - Junction Lane, Sutton Oak	71	72	74	-	159
SHL40141	Rowlands - Thatto Heath	26	32	29	-	52
SHL40143	St Helens Millennium Centre	536	542	458	-	1,005
		-	-	-	-	-
		-	-	-	-	-
		-	-	-	-	-
SHL	St. Helens Local Authority	841	797	728	-	1,606



Number of individuals accessing needle and syringe exchange services in the St. Helens Local Authority area this year

NEEDLE & SYRINGE PROGRAMME CLIENTS ONLY - SUMMARY: BY AGENCY

GENDER

Number of needle and syringe exchange clients by gender for the last quarter, and during the current year to date.

IMS	Agencies	Male Q	Female Q	Male YTD	Female YTD
SHL10061	Hope House	0	0	0	0
SHL10062	Hope Centre (Breathe)	0	0	0	0
SHL10063	Footsteps, St Helens	0	0	0	0
SHL10075	YP Drug & Alcohol Team - St Helens	0	0	0	0
SHL30038	Addaction St Helens	222	25	483	45
SHL40063	Rowlands - Newton-Le-Willows	0	0	0	0
SHL40119	Lloyds - Duke Street, St Helens	58	9	146	17
SHL40122	Lloyds - Junction Lane, Sutton Oak	66	8	143	16
SHL40141	Rowlands - Thatto Heath	24	5	41	11
SHL40143	St Helens Millennium Centre	388	70	865	140
		-	-	-	-
		-	-	-	-
		-	-	-	-
SHL	St. Helens Local Authority	636	92	1,423	183

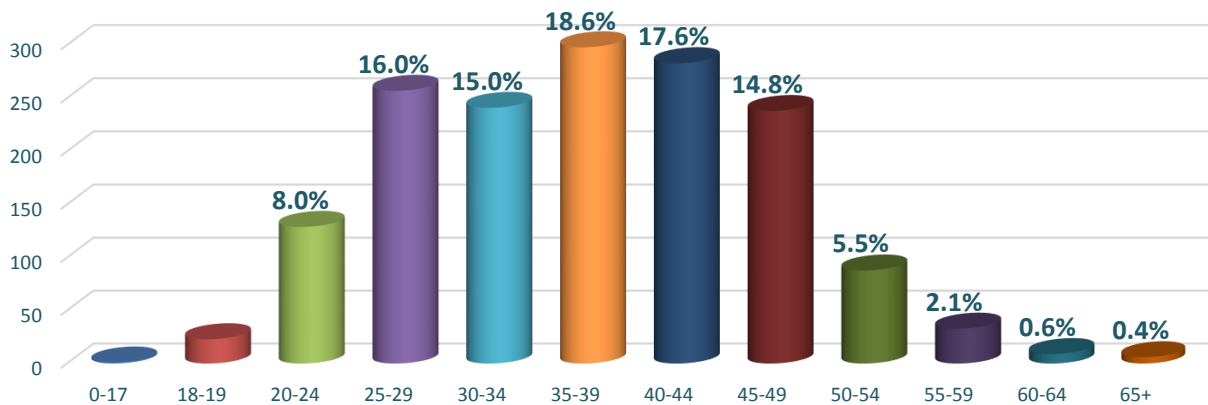


NEEDLE & SYRINGE PROGRAMME CLIENTS ONLY - SUMMARY: BY AGENCY

AGE GROUPS:

Total needle and syringe exchange clients for the current year to date, shown by age group.

IMS	Agencies	0-17	18-19	20-24	25-29	30-34	35-39	40-44	45-49	50-54	55-59	60-64	65+
SHL10061	Hope House	0	0	0	0	0	0	0	0	0	0	0	0
SHL10062	Hope Centre (Breathe)	0	0	0	0	0	0	0	0	0	0	0	0
SHL10063	Footsteps, St Helens	0	0	0	0	0	0	0	0	0	0	0	0
SHL10075	YP Drug & Alcohol Team - St Helens	0	0	0	0	0	0	0	0	0	0	0	0
SHL30038	Addaction St Helens	***	7	52	114	93	92	77	53	31	6	***	***
SHL40063	Rowlands - Newton-Le-Willows	0	0	0	0	0	0	0	0	0	0	0	0
SHL40119	Lloyds - Duke Street, St Helens	0	0	6	19	21	39	38	31	8	***	0	0
SHL40122	Lloyds - Junction Lane, Sutton Oak	0	0	8	19	24	26	44	26	11	0	0	***
SHL40141	Rowlands - Thatto Heath	0	***	***	6	8	13	10	6	***	0	0	0
SHL40143	St Helens Millennium Centre	0	17	78	124	137	193	186	174	54	28	9	5
		-	-	-	-	-	-	-	-	-	-	-	-
		-	-	-	-	-	-	-	-	-	-	-	-
		-	-	-	-	-	-	-	-	-	-	-	-
SHL	St. Helens Local Authority	***	23	129	257	241	298	283	238	88	33	9	6

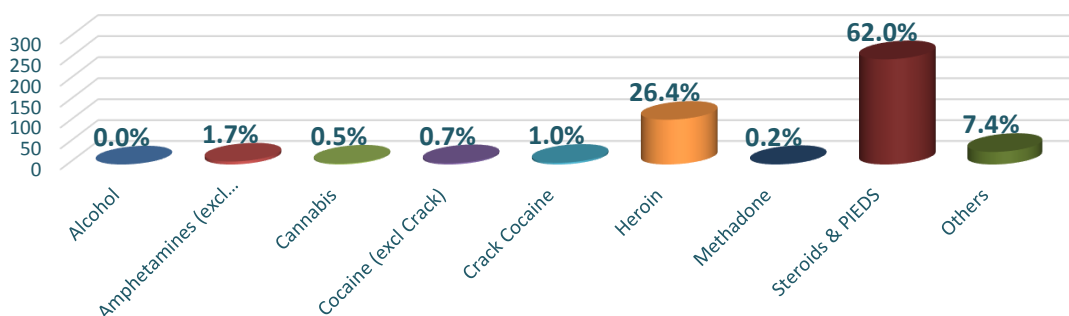


NEEDLE & SYRINGE PROGRAMME CLIENTS ONLY - SUMMARY: BY AGENCY

PRIMARY SUBSTANCE

Total needle and syringe exchange clients for the current year to date, shown by the last recorded primary substance.

IMS	Agencies	Alcohol	Amphetamines (excl Ecstasy)	Cannabis	Cocaine (excl Crack)	Crack Cocaine	Heroin	Methadone	Steroids & PIEDS	Others	Not Stated
SHL10061	Hope House	0	0	0	0	0	0	0	0	0	0
SHL10062	Hope Centre (Breathe)	0	0	0	0	0	0	0	0	0	0
SHL10063	Footsteps, St Helens	0	0	0	0	0	0	0	0	0	0
SHL10075	YP Drug & Alcohol Team - St Helens	0	0	0	0	0	0	0	0	0	0
SHL30038	Addaction St Helens	0	7	0	***	***	64	***	213	5	232
SHL40063	Rowlands - Newton-Le-Willows	0	0	0	0	0	0	0	0	0	0
SHL40119	Lloyds - Duke Street, St Helens	0	0	***	0	0	8	0	0	0	154
SHL40122	Lloyds - Junction Lane, Sutton Oak	0	0	0	0	0	***	0	***	0	157
SHL40141	Rowlands - Thatto Heath	0	0	0	0	0	32	0	14	0	6
SHL40143	St Helens Millennium Centre	0	0	***	***	0	16	0	23	26	938
		-	-	-	-	-	-	-	-	-	-
		-	-	-	-	-	-	-	-	-	-
		-	-	-	-	-	-	-	-	-	-
SHL	St. Helens Local Authority	0	7	***	***	***	107	***	251	30	1201



\* Percentages shown are of those NSP clients who had a primary substance recorded

The figure for those accessing services includes all individuals who had an intervention, an onward referral, a well being review, a health screening, or a syringe exchange transaction during the quarter.

The number of individuals shown Year to Date (YTD) is not necessarily a sum of the quarterly figures as the same individual may have presented in more than one quarter, but they will only be counted once in the YTD number. Likewise the Local Authority total is less than a sum of the agency figures where an individual has presented at multiple services during the period.

The activity summary shows the number of activities delivered by each service.

The Year to Date (YTD) activity figure is cumulative and should represent the sum of each quarterly figure, unless any retrospective changes are made to the data by the agency following their quarterly data submission.

The client review data section includes all clients who have accessed services at any time during the current year to date, and details information that is collected in the client assessment review, such as Primary Substance of use, Accommodation status, Employment Status, and Parental status.

Where the client has multiple assessments completed, only the last completed assessment has been used.

Needle and syringe programme data includes all clients who have had a needle and syringe exchange transaction or exchange return recorded at any time during the quarterly period or current year to date.

Report prepared by the PHI Monitoring Team,  
Public Health Institute, Liverpool John Moores University,  
Henry Cotton Building, 15-21 Webster Street, Liverpool,  
L3 2ET. Tel: (0151) 231 4314.  
<http://ims.ljmu.ac.uk/info>  
[www.twitter.com/phi\\_ims](http://www.twitter.com/phi_ims)

