

**INTRODUCTION:**

Hi everyone. This is the report for the third quarter of the 2016-17 year which includes all year to date activity for the period 1st April – 31st December 2016. Figures shown for previous quarters have also been updated where retrospective data has been entered.

We have recently introduced a new feature for users of IMS online: the 'quick assessment' pop-up window allows entry of the minimum data items for clients who've not previously had an assessment. Several agencies using this new feature are already showing improved data quality in the collection of assessment data. If you have any suggestions for updates or enhancements to IMS then please do contact us. <https://ims.ljmu.ac.uk/contact>

Our latest IMS annual report was published in December <https://ims.ljmu.ac.uk/annual>. The report includes detail of the 209,606 interventions, transactions and referrals that were delivered during 2015/16 to 26,197 individuals. The report also includes a detailed breakdown of the 47 services and 84 pharmacies that contributed to IMS during the year.

The IMS info page contains lots of IMS information including our annual reports, quarterly reports, user guides, reference data, media and videos, and links to our interactive maps page:

<https://ims.ljmu.ac.uk/info>

Over the next few months Howard is completing a research project looking at the data collection from needle and syringe exchange services. This will include a survey questionnaire asking for your opinions relating to the delivery of needle and syringe exchange. Participation is voluntary and anonymous, so he'll be very grateful for your involvement.

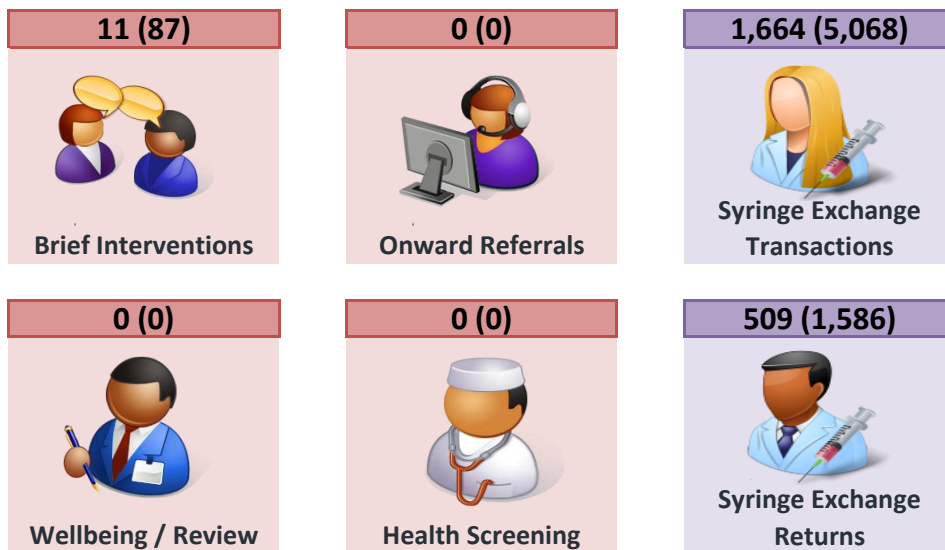
As always thank you for your continued support of the Integrated Monitoring System.

**ACTIVITY SUMMARY FOR: CHESHIRE EAST**

**Number of individuals who accessed non-structured interventions this quarter (and year to date).**



**Number of separate activities that were accessed this quarter (and year to date).**



**CLIENTS SUMMARY: BY AGENCY**

**NUMBER OF INDIVIDUALS SEEN BY QUARTER:**

The number of individuals reported for all agencies each quarter, and the total number of individuals seen during the current year to date. The local authority figures are the total unique individuals.

IMS	Agencies	Qtr1	Qtr2	Qtr3	Qtr4	YTD
CHE30029	Catherine House, Crewe	217	208	161	-	431
CHE30030	Barnabas Centre, Macclesfield	67	73	51	-	143
CHE50022	Boots - Nantwich	5	0	0	-	5
CHE50175	Clear Pharmacy - Crewe	69	74	66	-	107
CHE50340	Andrews Pharmacy - Macclesfield	5	9	9	-	15
CHE50632	Rowlands - Middlewich	15	6	0	-	16
CHE50803	Boots - Sandbach	***	0	0	-	***
CHE50805	Mannings Chemist, Knutsford	5	5	5	-	10
CHE50816	Well (224193) - Park Lane, Maccle	10	26	13	-	34
CHE50819	Well (224537) - Handforth	0	0	0	-	0
CHE50822	Well (223032) - Sunderland St, Macclesf	79	61	69	-	128
CHE50840	Assan Pharmacy Ltd T/A Cohens Chemist	69	74	98	-	134
CHE50849	The Weston Pharmacy (R H Swinn Ltd)	8	9	0	-	14
CHE50874	Lloyds - Lawton Road, Stoke	0	16	35	-	41
CHE50876	Lloyds - Wilmslow	***	0	0	-	***
CHE50877	Lloyds - Charlotte St, Macclesfield	13	0	0	-	13
CHE50878	Lloyds - Congleton	44	52	39	-	86
CHE50883	AJ Hodgson T/A London Road pharmacy	16	15	12	-	27
CHE56610	Boots - Grand Junction, Crewe	21	14	13	-	31
CHE57006	Salus Pharmacy - Congleton	18	15	***	-	32
		-	-	-	-	-
		-	-	-	-	-
		-	-	-	-	-
		-	-	-	-	-
		-	-	-	-	-
		-	-	-	-	-
		-	-	-	-	-
		-	-	-	-	-
		-	-	-	-	-
		-	-	-	-	-
		-	-	-	-	-
		-	-	-	-	-
		-	-	-	-	-
		-	-	-	-	-
		-	-	-	-	-
CHE	Cheshire East Local Authority	564	573	489	-	1,067



**Number of individuals accessing services in the Cheshire East Local Authority area this year**

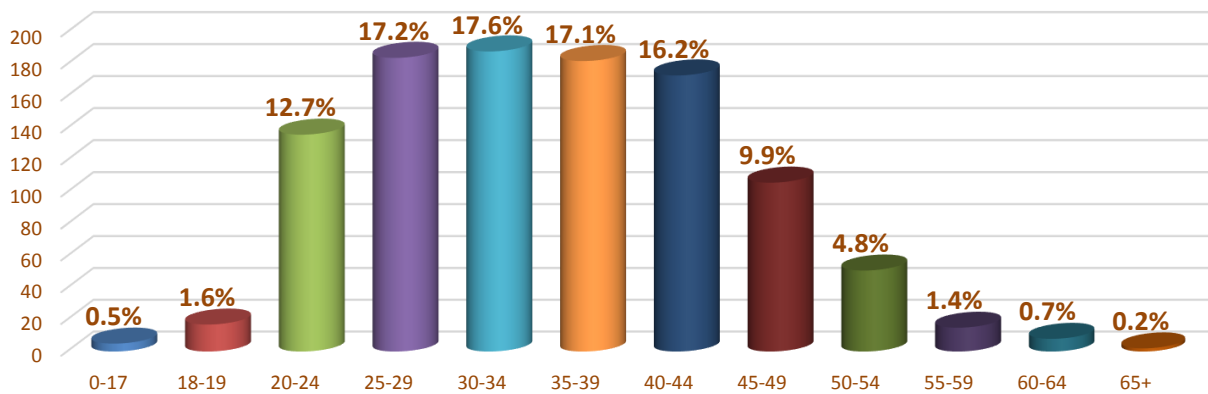


**CLIENTS SUMMARY: BY AGENCY**

**AGE GROUPS:**

Total individuals for the current year to date, shown by age group.

IMS	Agencies	0-17	18-19	20-24	25-29	30-34	35-39	40-44	45-49	50-54	55-59	60-64	65+
CHE30029	Catherine House, Crewe	***	14	94	105	76	56	39	30	8	***	***	0
CHE30030	Barnabas Centre, Macclesfield	0	***	22	35	20	22	16	14	***	6	***	0
CHE50022	Boots - Nantwich	0	0	0	***	0	0	***	***	0	0	0	0
CHE50175	Clear Pharmacy - Crewe	***	0	***	16	13	33	21	14	***	***	0	***
CHE50340	Andrews Pharmacy - Macclesfield	0	0	***	0	***	***	8	***	0	0	0	0
CHE50632	Rowlands - Middlewich	0	0	0	***	***	***	***	***	***	***	0	0
CHE50803	Boots - Sandbach	0	0	0	0	0	***	***	0	0	0	0	0
CHE50805	Mannings Chemist, Knutsford	0	0	0	0	***	0	***	6	***	0	0	0
CHE50816	Well (224193) - Park Lane, Maccle	0	0	***	***	7	11	8	***	***	0	0	0
CHE50819	Well (224537) - Handforth	0	0	0	0	0	0	0	0	0	0	0	0
CHE50822	Well (223032) - Sunderland St, Macclesf	***	0	***	***	26	20	40	21	13	***	0	0
CHE50840	Assan Pharmacy Ltd T/A Cohens Chemist	0	***	***	5	26	26	38	18	14	***	0	***
CHE50849	The Weston Pharmacy (R H Swinn Ltd)	0	0	0	***	***	***	5	***	***	0	0	0
CHE50874	Lloyds - Lawton Road, Stoke	0	0	***	***	11	12	10	0	***	0	0	0
CHE50876	Lloyds - Wilmslow	0	0	0	0	0	***	0	0	0	0	0	0
CHE50877	Lloyds - Charlotte St, Macclesfield	0	0	0	0	***	***	***	***	***	0	0	0
CHE50878	Lloyds - Congleton	0	***	10	11	20	16	10	11	6	***	0	0
CHE50883	AJ Hodgson T/A London Road pharmacy	0	0	0	0	8	***	12	***	***	0	***	0
CHE56610	Boots - Grand Junction, Crewe	0	0	***	***	6	11	6	***	0	0	0	0
CHE57006	Salus Pharmacy - Congleton	0	0	***	6	***	10	6	***	***	0	***	0
		-	-	-	-	-	-	-	-	-	-	-	-
		-	-	-	-	-	-	-	-	-	-	-	-
		-	-	-	-	-	-	-	-	-	-	-	-
		-	-	-	-	-	-	-	-	-	-	-	-
		-	-	-	-	-	-	-	-	-	-	-	-
		-	-	-	-	-	-	-	-	-	-	-	-
		-	-	-	-	-	-	-	-	-	-	-	-
		-	-	-	-	-	-	-	-	-	-	-	-
		-	-	-	-	-	-	-	-	-	-	-	-
		-	-	-	-	-	-	-	-	-	-	-	-
		-	-	-	-	-	-	-	-	-	-	-	-
		-	-	-	-	-	-	-	-	-	-	-	-
		-	-	-	-	-	-	-	-	-	-	-	-
		-	-	-	-	-	-	-	-	-	-	-	-
		-	-	-	-	-	-	-	-	-	-	-	-
		-	-	-	-	-	-	-	-	-	-	-	-
		-	-	-	-	-	-	-	-	-	-	-	-
		-	-	-	-	-	-	-	-	-	-	-	-
		-	-	-	-	-	-	-	-	-	-	-	-
		-	-	-	-	-	-	-	-	-	-	-	-
		-	-	-	-	-	-	-	-	-	-	-	-
CHE	Cheshire East Local Authority	5	17	136	184	188	182	173	106	51	15	8	***



## ACTIVITY SUMMARY: BY AGENCY

Total activity by type delivered by each agency quarterly and as a total for the current year to date.

IMS	Interventions					Referrals					Syringe Exchange Transactions				
	Qtr1	Qtr2	Qtr3	Qtr4	YTD	Qtr1	Qtr2	Qtr3	Qtr4	YTD	Qtr1	Qtr2	Qtr3	Qtr4	YTD
CHE30029	***	0	***	-	***	0	0	0	-	0	288	288	234	-	810
CHE30030	37	38	10	-	85	0	0	0	-	0	89	105	64	-	258
CHE50022	0	0	0	-	0	0	0	0	-	0	5	0	-	-	5
CHE50175	0	0	0	-	0	0	0	0	-	0	143	139	120	-	402
CHE50340	0	0	0	-	0	0	0	0	-	0	24	44	42	-	110
CHE50632	0	0	0	-	0	0	0	0	-	0	85	16	0	-	101
CHE50803	0	0	0	-	0	0	0	0	-	0	5	0	0	-	5
CHE50805	0	0	0	-	0	0	0	0	-	0	6	7	10	-	23
CHE50816	0	0	0	-	0	0	0	0	-	0	21	84	54	-	159
CHE50819	0	0	0	-	0	0	0	0	-	0	0	0	0	-	0
CHE50822	0	0	0	-	0	0	0	0	-	0	428	354	283	-	1,065
CHE50840	0	0	0	-	0	0	0	0	-	0	374	343	540	-	1,257
CHE50849	0	0	0	-	0	0	0	0	-	0	24	20	0	-	44
CHE50874	0	0	0	-	0	0	0	0	-	0	0	57	149	-	206
CHE50876	0	0	0	-	0	0	0	0	-	0	***	0	0	-	***
CHE50877	0	0	0	-	0	0	0	0	-	0	13	0	0	-	13
CHE50878	0	0	0	-	0	0	0	0	-	0	61	90	58	-	209
CHE50883	0	0	0	-	0	0	0	0	-	0	88	51	75	-	214
CHE56610	0	0	0	-	0	0	0	0	-	0	48	45	25	-	118
CHE57006	0	0	0	-	0	0	0	0	-	0	23	35	10	-	68
	-	-	-	-	-	-	-	-	-	-	-	-	-	-	-
	-	-	-	-	-	-	-	-	-	-	-	-	-	-	-
	-	-	-	-	-	-	-	-	-	-	-	-	-	-	-
	-	-	-	-	-	-	-	-	-	-	-	-	-	-	-
	-	-	-	-	-	-	-	-	-	-	-	-	-	-	-
	-	-	-	-	-	-	-	-	-	-	-	-	-	-	-
	-	-	-	-	-	-	-	-	-	-	-	-	-	-	-
	-	-	-	-	-	-	-	-	-	-	-	-	-	-	-
	-	-	-	-	-	-	-	-	-	-	-	-	-	-	-
	-	-	-	-	-	-	-	-	-	-	-	-	-	-	-
	-	-	-	-	-	-	-	-	-	-	-	-	-	-	-
	-	-	-	-	-	-	-	-	-	-	-	-	-	-	-
	-	-	-	-	-	-	-	-	-	-	-	-	-	-	-
	-	-	-	-	-	-	-	-	-	-	-	-	-	-	-
	-	-	-	-	-	-	-	-	-	-	-	-	-	-	-
CHE	38	38	11	0	87	0	0	0	0	0	1,726	1,678	1,664	0	5,068



87

Number of brief interventions delivered to clients in the Cheshire East Local Authority area this year

That equates to an average of 0.08 interventions per person

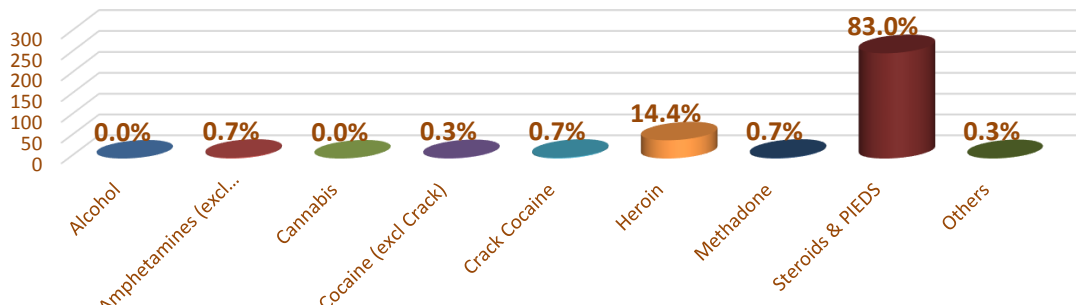


CLIENT REVIEW DATA: BY AGENCY

PRIMARY SUBSTANCE:

Total individuals for the current year to date, shown by the last recorded primary substance.

IMS	Agencies	Alcohol	Amphetamines (excl Ecstasy)	Cannabis	Cocaine (excl Crack)	Crack Cocaine	Heroin	Methodone	Steroids & PIEDS	Others	Not Stated
CHE30029	Catherine House, Crewe	0	***	0	0	***	42	***	224	***	159
CHE30030	Barnabas Centre, Macclesfield	0	0	0	0	0	***	***	29	0	111
CHE50022	Boots - Nantwich	0	0	0	0	0	0	0	0	0	5
CHE50175	Clear Pharmacy - Crewe	0	0	0	0	0	0	0	0	0	107
CHE50340	Andrews Pharmacy - Macclesfield	0	0	0	0	0	0	0	0	0	15
CHE50632	Rowlands - Middlewich	0	0	0	0	0	0	0	0	0	16
CHE50803	Boots - Sandbach	0	0	0	0	0	0	0	0	0	***
CHE50805	Mannings Chemist, Knutsford	0	0	0	0	0	0	0	0	0	10
CHE50816	Well (224193) - Park Lane, Maccle	0	0	0	0	0	0	0	0	0	34
CHE50819	Well (224537) - Handforth	0	0	0	0	0	0	0	0	0	0
CHE50822	Well (223032) - Sunderland St, Macclesf	0	0	0	0	0	0	0	0	0	128
CHE50840	Assan Pharmacy Ltd T/A Cohens Chemist	0	0	0	0	0	0	0	0	0	134
CHE50849	The Weston Pharmacy (R H Swinn Ltd)	0	0	0	0	0	0	0	0	0	14
CHE50874	Lloyds - Lawton Road, Stoke	0	0	0	0	0	0	0	0	0	41
CHE50876	Lloyds - Wilmslow	0	0	0	0	0	0	0	0	0	***
CHE50877	Lloyds - Charlotte St, Macclesfield	0	0	0	0	0	0	0	0	0	13
CHE50878	Lloyds - Congleton	0	0	0	0	0	0	0	0	0	86
CHE50883	AJ Hodgson T/A London Road pharmacy	0	0	0	0	0	0	0	0	0	27
CHE56610	Boots - Grand Junction, Crewe	0	0	0	0	0	0	0	0	0	31
CHE57006	Salus Pharmacy - Congleton	0	0	0	0	0	0	0	0	0	32
		-	-	-	-	-	-	-	-	-	-
		-	-	-	-	-	-	-	-	-	-
		-	-	-	-	-	-	-	-	-	-
		-	-	-	-	-	-	-	-	-	-
		-	-	-	-	-	-	-	-	-	-
		-	-	-	-	-	-	-	-	-	-
		-	-	-	-	-	-	-	-	-	-
		-	-	-	-	-	-	-	-	-	-
		-	-	-	-	-	-	-	-	-	-
		-	-	-	-	-	-	-	-	-	-
		-	-	-	-	-	-	-	-	-	-
		-	-	-	-	-	-	-	-	-	-
		-	-	-	-	-	-	-	-	-	-
		-	-	-	-	-	-	-	-	-	-
		-	-	-	-	-	-	-	-	-	-
CHE	Cheshire East Local Authority	0	***	0	***	***	44	***	253	***	762



\* Percentages shown are of those clients who had a primary substance recorded



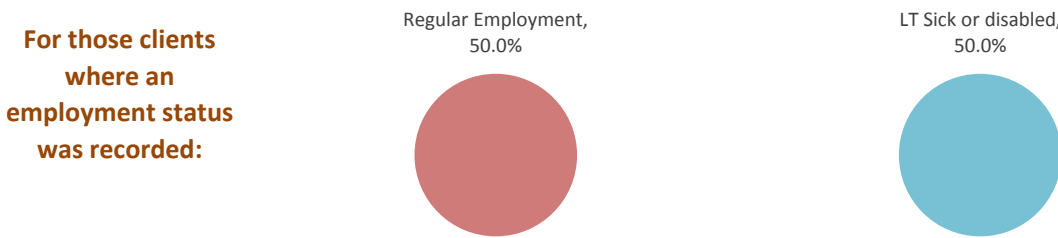


**CLIENT REVIEW DATA: BY AGENCY**

**EMPLOYMENT STATUS:**

Total individuals for the current year to date, shown by the last recorded employment status.

IMS	Agencies	Pupil / Student	Regular Employment	Unemploy & seeking work	Retired from paid work	LT Sick or disabled	Others	Not Known
CHE30029	Catherine House, Crewe	0	0	0	0	0	0	431
CHE30030	Barnabas Centre, Macclesfield	0	***	0	0	***	0	141
CHE50022	Boots - Nantwich	0	0	0	0	0	0	5
CHE50175	Clear Pharmacy - Crewe	0	0	0	0	0	0	107
CHE50340	Andrews Pharmacy - Macclesfield	0	0	0	0	0	0	15
CHE50632	Rowlands - Middlewich	0	0	0	0	0	0	16
CHE50803	Boots - Sandbach	0	0	0	0	0	0	***
CHE50805	Mannings Chemist, Knutsford	0	0	0	0	0	0	10
CHE50816	Well (224193) - Park Lane, Macclesfield	0	0	0	0	0	0	34
CHE50819	Well (224537) - Handforth	0	0	0	0	0	0	0
CHE50822	Well (223032) - Sunderland	0	0	0	0	0	0	128
CHE50840	Assan Pharmacy Ltd T/A Congleton	0	0	0	0	0	0	134
CHE50849	The Weston Pharmacy (R Hill)	0	0	0	0	0	0	14
CHE50874	Lloyds - Lawton Road, Stoke Newington	0	0	0	0	0	0	41
CHE50876	Lloyds - Wilmslow	0	0	0	0	0	0	***
CHE50877	Lloyds - Charlotte St, Macclesfield	0	0	0	0	0	0	13
CHE50878	Lloyds - Congleton	0	0	0	0	0	0	86
CHE50883	AJ Hodgson T/A London Road	0	0	0	0	0	0	27
CHE56610	Boots - Grand Junction, Crewe	0	0	0	0	0	0	31
CHE57006	Salus Pharmacy - Congleton	0	0	0	0	0	0	32
		-	-	-	-	-	-	-
		-	-	-	-	-	-	-
		-	-	-	-	-	-	-
		-	-	-	-	-	-	-
		-	-	-	-	-	-	-
		-	-	-	-	-	-	-
		-	-	-	-	-	-	-
		-	-	-	-	-	-	-
		-	-	-	-	-	-	-
		-	-	-	-	-	-	-
		-	-	-	-	-	-	-
		-	-	-	-	-	-	-
		-	-	-	-	-	-	-
		-	-	-	-	-	-	-
CHE	Cheshire East Local Authority	0	***	0	0	***	0	1,065



CLIENT REVIEW DATA: BY AGENCY

PARENTAL STATUS:

Total individuals for the current year to date, shown by the last recorded parental status.

IMS	Agencies	All the children live with client	Some of the children live with client	None of the children live with client	Client declined to answer	Not a parent	Not Known
CHE30029	Catherine House, Crewe	0	0	0	0	0	431
CHE30030	Barnabas Centre, Macclesfield	***	0	0	0	***	141
CHE50022	Boots - Nantwich	0	0	0	0	0	5
CHE50175	Clear Pharmacy - Crewe	0	0	0	0	0	107
CHE50340	Andrews Pharmacy - Macclesfield	0	0	0	0	0	15
CHE50632	Rowlands - Middlewich	0	0	0	0	0	16
CHE50803	Boots - Sandbach	0	0	0	0	0	***
CHE50805	Mannings Chemist, Knutsford	0	0	0	0	0	10
CHE50816	Well (224193) - Park Lane, Maccle	0	0	0	0	0	34
CHE50819	Well (224537) - Handforth	0	0	0	0	0	0
CHE50822	Well (223032) - Sunderland St, Macclesf	0	0	0	0	0	128
CHE50840	Assan Pharmacy Ltd T/A Cohens Chemist	0	0	0	0	0	134
CHE50849	The Weston Pharmacy (R H Swinn Ltd)	0	0	0	0	0	14
CHE50874	Lloyds - Lawton Road, Stoke	0	0	0	0	0	41
CHE50876	Lloyds - Wilmslow	0	0	0	0	0	***
CHE50877	Lloyds - Charlotte St, Macclesfield	0	0	0	0	0	13
CHE50878	Lloyds - Congleton	0	0	0	0	0	86
CHE50883	AJ Hodgson T/A London Road pharmacy	0	0	0	0	0	27
CHE56610	Boots - Grand Junction, Crewe	0	0	0	0	0	31
CHE57006	Salus Pharmacy - Congleton	0	0	0	0	0	32
		-	-	-	-	-	-
		-	-	-	-	-	-
		-	-	-	-	-	-
		-	-	-	-	-	-
		-	-	-	-	-	-
		-	-	-	-	-	-
		-	-	-	-	-	-
		-	-	-	-	-	-
		-	-	-	-	-	-
		-	-	-	-	-	-
		-	-	-	-	-	-
CHE	Cheshire East Local Authority	***	0	0	0	***	1,065

Where clients stated that they are a parent (of children under 18)



### All children live with the client

0% Some children live with the client

0% No children live with the client

## NEEDLE & SYRINGE PROGRAMME CLIENTS ONLY - SUMMARY: BY AGENCY

### NUMBER OF INDIVIDUALS SEEN BY QUARTER:

The number of needle and syringe exchange clients reported for all agencies each quarter, and the total number of individuals seen during the current year to date. The local authority figures are the total unique individuals.

IMS	Agencies	Qtr1	Qtr2	Qtr3	Qtr4	YTD
CHE30029	Catherine House, Crewe	217	208	161	-	431
CHE30030	Barnabas Centre, Macclesfield	67	73	50	-	143
CHE50022	Boots - Nantwich	5	0	0	-	5
CHE50175	Clear Pharmacy - Crewe	69	74	66	-	107
CHE50340	Andrews Pharmacy - Macclesfield	5	9	9	-	15
CHE50632	Rowlands - Middlewich	15	6	0	-	16
CHE50803	Boots - Sandbach	***	0	0	-	***
CHE50805	Mannings Chemist, Knutsford	5	5	5	-	10
CHE50816	Well (224193) - Park Lane, Maccle	10	26	13	-	34
CHE50819	Well (224537) - Handforth	0	0	0	-	0
CHE50822	Well (223032) - Sunderland St, Macclesf	79	61	69	-	128
CHE50840	Assan Pharmacy Ltd T/A Cohens Chemist	69	74	98	-	134
CHE50849	The Weston Pharmacy (R H Swinn Ltd)	8	9	0	-	14
CHE50874	Lloyds - Lawton Road, Stoke	0	16	35	-	41
CHE50876	Lloyds - Wilmslow	***	0	0	-	***
CHE50877	Lloyds - Charlotte St, Macclesfield	13	0	0	-	13
CHE50878	Lloyds - Congleton	44	52	39	-	86
CHE50883	AJ Hodgson T/A London Road pharmacy	16	15	12	-	27
CHE56610	Boots - Grand Junction, Crewe	21	14	13	-	31
CHE57006	Salus Pharmacy - Congleton	18	15	***	-	32
		-	-	-	-	-
		-	-	-	-	-
		-	-	-	-	-
		-	-	-	-	-
		-	-	-	-	-
		-	-	-	-	-
		-	-	-	-	-
		-	-	-	-	-
		-	-	-	-	-
		-	-	-	-	-
		-	-	-	-	-
		-	-	-	-	-
		-	-	-	-	-
		-	-	-	-	-
		-	-	-	-	-
		-	-	-	-	-
		-	-	-	-	-
		-	-	-	-	-
		-	-	-	-	-
		-	-	-	-	-
		-	-	-	-	-
		-	-	-	-	-
CHE	Cheshire East Local Authority	564	573	488	-	1067



Number of individuals accessing needle and syringe exchange services in the Cheshire East Local Authority area this year

## NEEDLE & SYRINGE PROGRAMME CLIENTS ONLY - SUMMARY: BY AGENCY

### GENDER

Number of needle and syringe exchange clients by gender for the last quarter, and during the current year to date.

IMS	Agencies	Male Q	Female Q	Male YTD	Female YTD
CHE30029	Catherine House, Crewe	152	9	413	18
CHE30030	Barnabas Centre, Macclesfield	48	***	139	***
CHE50022	Boots - Nantwich	0	0	***	***
CHE50175	Clear Pharmacy - Crewe	56	10	89	18
CHE50340	Andrews Pharmacy - Macclesfield	7	***	12	***
CHE50632	Rowlands - Middlewich	0	0	12	***
CHE50803	Boots - Sandbach	0	0	***	0
CHE50805	Mannings Chemist, Knutsford	5	0	9	***
CHE50816	Well (224193) - Park Lane, Maccle	11	***	30	***
CHE50819	Well (224537) - Handforth	0	0	0	0
CHE50822	Well (223032) - Sunderland St, Macclesf	59	10	105	23
CHE50840	Assan Pharmacy Ltd T/A Cohens Chemist	81	17	112	22
CHE50849	The Weston Pharmacy (R H Swinn Ltd)	0	0	10	***
CHE50874	Lloyds - Lawton Road, Stoke	31	***	36	5
CHE50876	Lloyds - Wilmslow	0	0	***	0
CHE50877	Lloyds - Charlotte St, Macclesfield	0	0	10	***
CHE50878	Lloyds - Congleton	31	8	72	14
CHE50883	AJ Hodgson T/A London Road pharmacy	10	***	23	***
CHE56610	Boots - Grand Junction, Crewe	12	***	28	***
CHE57006	Salus Pharmacy - Congleton	***	***	21	11
		-	-	-	-
		-	-	-	-
		-	-	-	-
		-	-	-	-
		-	-	-	-
		-	-	-	-
		-	-	-	-
		-	-	-	-
		-	-	-	-
		-	-	-	-
		-	-	-	-
		-	-	-	-
		-	-	-	-
		-	-	-	-
CHE	Cheshire East Local Authority	428	60	950	117



**950**

Male clients this year



**117**

Female clients this year

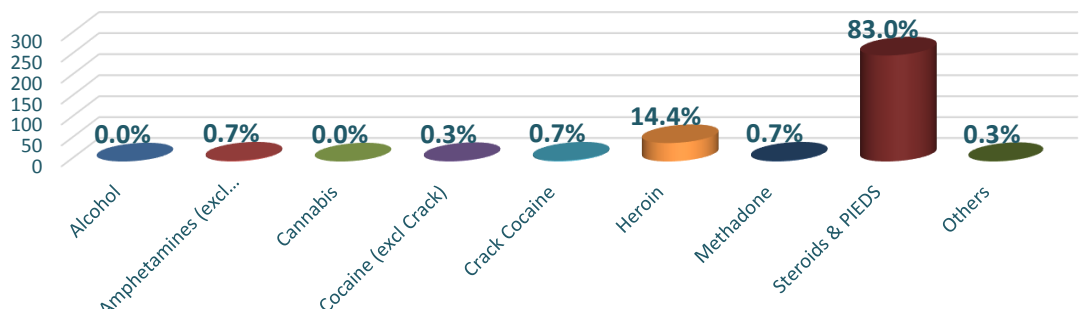


NEEDLE & SYRINGE PROGRAMME CLIENTS ONLY - SUMMARY: BY AGENCY

PRIMARY SUBSTANCE

Total needle and syringe exchange clients for the current year to date, shown by the last recorded primary substance.

IMS	Agencies	Alcohol	Amphetamines (excl Ecstasy)	Cannabis	Cocaine (excl Crack)	Crack Cocaine	Heroin	Methadone	Steroids & PIEDS	Others	Not Stated
CHE30029	Catherine House, Crewe	0	***	0	0	***	42	***	224	***	159
CHE30030	Barnabas Centre, Macclesfield	0	0	0	0	0	***	***	29	0	111
CHE50022	Boots - Nantwich	0	0	0	0	0	0	0	0	0	5
CHE50175	Clear Pharmacy - Crewe	0	0	0	0	0	0	0	0	0	107
CHE50340	Andrews Pharmacy - Macclesfield	0	0	0	0	0	0	0	0	0	15
CHE50632	Rowlands - Middlewich	0	0	0	0	0	0	0	0	0	16
CHE50803	Boots - Sandbach	0	0	0	0	0	0	0	0	0	***
CHE50805	Mannings Chemist, Knutsford	0	0	0	0	0	0	0	0	0	10
CHE50816	Well (224193) - Park Lane, Maccle	0	0	0	0	0	0	0	0	0	34
CHE50819	Well (224537) - Handforth	0	0	0	0	0	0	0	0	0	0
CHE50822	Well (223032) - Sunderland St, Macclesf	0	0	0	0	0	0	0	0	0	128
CHE50840	Assan Pharmacy Ltd T/A Cohens Chemist	0	0	0	0	0	0	0	0	0	134
CHE50849	The Weston Pharmacy (R H Swinn Ltd)	0	0	0	0	0	0	0	0	0	14
CHE50874	Lloyds - Lawton Road, Stoke	0	0	0	0	0	0	0	0	0	41
CHE50876	Lloyds - Wilmslow	0	0	0	0	0	0	0	0	0	***
CHE50877	Lloyds - Charlotte St, Macclesfield	0	0	0	0	0	0	0	0	0	13
CHE50878	Lloyds - Congleton	0	0	0	0	0	0	0	0	0	86
CHE50883	AJ Hodgson T/A London Road pharmacy	0	0	0	0	0	0	0	0	0	27
CHE56610	Boots - Grand Junction, Crewe	0	0	0	0	0	0	0	0	0	31
CHE57006	Salus Pharmacy - Congleton	0	0	0	0	0	0	0	0	0	32
		-	-	-	-	-	-	-	-	-	-
		-	-	-	-	-	-	-	-	-	-
		-	-	-	-	-	-	-	-	-	-
		-	-	-	-	-	-	-	-	-	-
		-	-	-	-	-	-	-	-	-	-
		-	-	-	-	-	-	-	-	-	-
		-	-	-	-	-	-	-	-	-	-
		-	-	-	-	-	-	-	-	-	-
		-	-	-	-	-	-	-	-	-	-
		-	-	-	-	-	-	-	-	-	-
		-	-	-	-	-	-	-	-	-	-
		-	-	-	-	-	-	-	-	-	-
		-	-	-	-	-	-	-	-	-	-
		-	-	-	-	-	-	-	-	-	-
		-	-	-	-	-	-	-	-	-	-
		-	-	-	-	-	-	-	-	-	-
		-	-	-	-	-	-	-	-	-	-
		-	-	-	-	-	-	-	-	-	-
		-	-	-	-	-	-	-	-	-	-
		-	-	-	-	-	-	-	-	-	-
		-	-	-	-	-	-	-	-	-	-
CHE	Cheshire East Local Authority	0	***	0	***	***	44	***	253	***	762



\* Percentages shown are of those NSP clients who had a primary substance recorded

The figure for those accessing services includes all individuals who had an intervention, an onward referral, a well being review, a health screening, or a syringe exchange transaction during the quarter.

The number of individuals shown Year to Date (YTD) is not necessarily a sum of the quarterly figures as the same individual may have presented in more than one quarter, but they will only be counted once in the YTD number. Likewise the Local Authority total is less than a sum of the agency figures where an individual has presented at multiple services during the period.

The activity summary shows the number of activities delivered by each service.

The Year to Date (YTD) activity figure is cumulative and should represent the sum of each quarterly figure, unless any retrospective changes are made to the data by the agency following their quarterly data submission.

The client review data section includes all clients who have accessed services at any time during the current year to date, and details information that is collected in the client assessment review, such as Primary Substance of use, Accommodation status, Employment Status, and Parental status.

Where the client has multiple assessments completed, only the last completed assessment has been used.

Needle and syringe programme data includes all clients who have had a needle and syringe exchange transaction or exchange return recorded at any time during the quarterly period or current year to date.

Report prepared by the PHI Monitoring Team,  
Public Health Institute, Liverpool John Moores University,  
Henry Cotton Building, 15-21 Webster Street, Liverpool,  
L3 2ET. Tel: (0151) 231 4314.  
<http://ims.ljmu.ac.uk/info>  
[www.twitter.com/phi\\_ims](http://www.twitter.com/phi_ims)

