

INTRODUCTION:

Hello everyone. This is the second quarterly report for the 2016-17 year, including all year to date activity for period 1st April – 30th September 2016. Figures shown for previous quarters have also been updated where retrospective data has been entered.

This report illustrates the importance of your data recording to evidence the activity delivered by services within each local authority area. In addition the sections showing primary substance, accommodation, employment and parental statuses use data which is collected as part of the client assessment. Jane Webster our Data Quality Lead is now working with IMS services to improve completion rates. Jane's details are available on our contact page: <https://ims.ljmu.ac.uk/contact>

The 2015/16 IMS annual report is currently being finalised and will be available shortly with the detail for all IMS client activity recorded during 2015/16 across Cheshire and Merseyside, and cross matched activity recorded in IMS with client numbers from the National Drug Treatment monitoring System (NDTMS) and the Drug Intervention Programme.

The IMS Assessment was updated on 1st October to include new items in IMS Core Data Set 2.0. A key change is the expansion of the 'Chronic Conditions or Disability' field. Full details are available in the assessments user guide:

<https://ims.ljmu.ac.uk/PublicHealth/reference/IMS-Assessments-CDS-2-0.pdf>

Drug Related Deaths reporting has now moved into IMS, meaning that you can enter data directly into a client record. Various users can be assigned to a single client record where they had multiple partners involved in their treatment. If you would like access to the DRD module, please contact us to let us know

IMS now has a new page which brings together information relating to IMS including our annual reports, quarterly reports, and user guides. A link for the IMS info page is: <https://ims.ljmu.ac.uk/info>

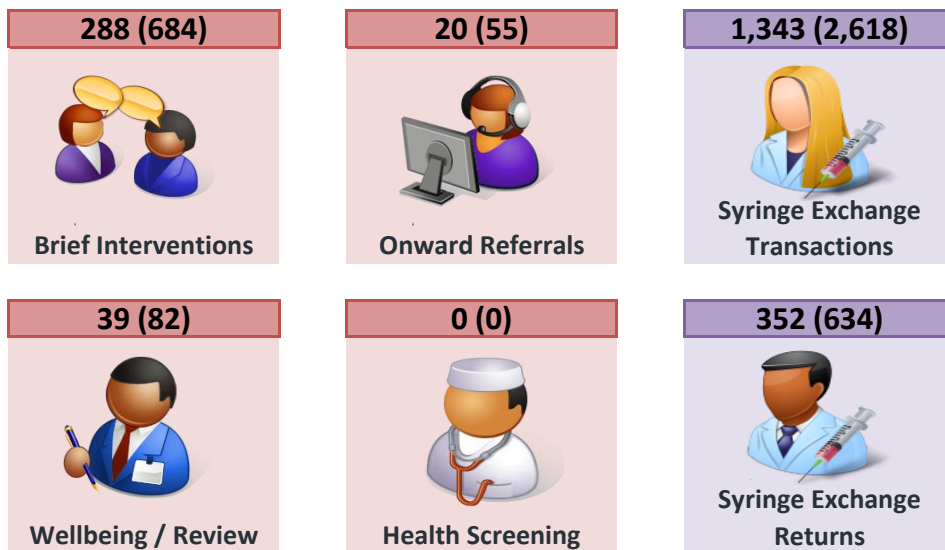
Thank you to everyone who was able to attend the formal launch of our new name as the Public Health Institute (PHI). It was great to see many of you. As always thank you for your continued support.

ACTIVITY SUMMARY FOR: **WARRINGTON**

Number of individuals who accessed non-structured interventions this quarter (and year to date).



Number of separate activities that were accessed this quarter (and year to date).



CLIENTS SUMMARY: BY AGENCY

NUMBER OF INDIVIDUALS SEEN BY QUARTER:

The number of individuals reported for all agencies each quarter, and the total number of individuals seen during the current year to date. The local authority figures are the total unique individuals.

IMS	Agencies	Qtr1	Qtr2	Qtr3	Qtr4	YTD
WAR10066	Footsteps, Warrington	44	28	-	-	57
WAR10069	Footsteps, CGL Partnership	45	43	-	-	59
WAR30039	Pathways, Warrington - CGL	123	92	-	-	196
WAR40070	Well Pharmacy - Fearnhead Cross	63	52	-	-	89
WAR40071	Rowlands - Thelwall Lane	155	127	-	-	227
WAR40072	Well Pharmacy - The Baths	201	213	-	-	343
WAR40073	Lloyds - Earl Street, Warrington	88	92	-	-	145
		-	-	-	-	-
		-	-	-	-	-
		-	-	-	-	-
		-	-	-	-	-
		-	-	-	-	-
		-	-	-	-	-
WAR	Warrington Local Authority	678	618	-	-	1,053



Number of individuals accessing services in the Warrington Local Authority area this year

CLIENTS SUMMARY: BY AGENCY

GENDER:

Number of individuals by gender for the last quarter, and during the current year to date.

IMS	Agencies	Male Q	Female Q	Male YTD	Female YTD
WAR10066	Footsteps, Warrington	6	22	14	43
WAR10069	Footsteps, CGL Partnership	10	33	15	44
WAR30039	Pathways, Warrington - CGL	90	***	191	5
WAR40070	Well Pharmacy - Fearnhead Cross	50	***	85	***
WAR40071	Rowlands - Thelwall Lane	121	6	215	12
WAR40072	Well Pharmacy - The Baths	197	16	314	29
WAR40073	Lloyds - Earl Street, Warrington	84	8	131	14
		-	-	-	-
		-	-	-	-
		-	-	-	-
		-	-	-	-
		-	-	-	-
		-	-	-	-
WAR	Warrington Local Authority	531	87	906	147

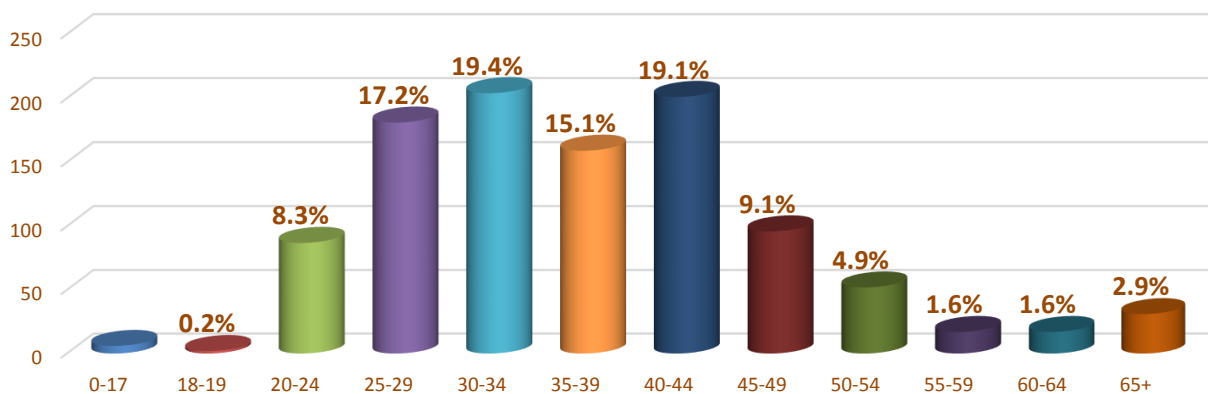


CLIENTS SUMMARY: BY AGENCY

AGE GROUPS:

Total individuals for the current year to date, shown by age group.

IMS	Agencies	0-17	18-19	20-24	25-29	30-34	35-39	40-44	45-49	50-54	55-59	60-64	65+
WAR10066	Footsteps, Warrington	6	0	***	***	***	***	***	6	9	5	5	12
WAR10069	Footsteps, CGL Partnership	0	0	***	***	***	***	***	6	8	7	8	18
WAR30039	Pathways, Warrington - CGL	0	***	19	41	49	38	28	12	5	***	0	***
WAR40070	Well Pharmacy - Fearnhead Cross	0	0	10	13	20	15	16	14	***	0	0	0
WAR40071	Rowlands - Thelwall Lane	0	0	29	57	53	26	29	14	15	***	***	0
WAR40072	Well Pharmacy - The Baths	0	0	19	57	66	55	110	31	***	***	***	0
WAR40073	Lloyds - Earl Street, Warrington	0	***	9	15	25	37	30	16	11	***	0	0
		-	-	-	-	-	-	-	-	-	-	-	-
		-	-	-	-	-	-	-	-	-	-	-	-
		-	-	-	-	-	-	-	-	-	-	-	-
		-	-	-	-	-	-	-	-	-	-	-	-
		-	-	-	-	-	-	-	-	-	-	-	-
WAR	Warrington Local Authority	6	***	87	181	204	159	201	96	52	17	17	31



ACTIVITY SUMMARY: BY AGENCY

Total activity by type delivered by each agency quarterly and as a total for the current year to date.

IMS	Interventions					Referrals					Syringe Exchange Transactions				
	Qtr1	Qtr2	Qtr3	Qtr4	YTD	Qtr1	Qtr2	Qtr3	Qtr4	YTD	Qtr1	Qtr2	Qtr3	Qtr4	YTD
WAR10066	145	71	-	-	216	12	6	-	-	18	0	0	-	-	0
WAR10069	236	190	-	-	426	23	14	-	-	37	0	0	-	-	0
WAR30039	15	27	-	-	42	0	0	-	-	0	119	96	-	-	215
WAR40070	0	0	-	-	0	0	0	-	-	0	122	141	-	-	263
WAR40071	0	0	-	-	0	0	0	-	-	0	268	226	-	-	494
WAR40072	0	0	-	-	0	0	0	-	-	0	575	671	-	-	1,246
WAR40073	0	0	-	-	0	0	0	-	-	0	191	209	-	-	400
	-	-	-	-	-	-	-	-	-	-	-	-	-	-	-
	-	-	-	-	-	-	-	-	-	-	-	-	-	-	-
	-	-	-	-	-	-	-	-	-	-	-	-	-	-	-
	-	-	-	-	-	-	-	-	-	-	-	-	-	-	-
	-	-	-	-	-	-	-	-	-	-	-	-	-	-	-
WAR	396	288	0	0	684	35	20	0	0	55	1,275	1,343	0	0	2,618



684


Number of brief interventions delivered to clients in the Warrington Local Authority area this year

That equates to an average of 0.65 interventions per person

ACTIVITY SUMMARY: BY AGENCY

Total activity by type delivered by each agency quarterly and as a total for the current year to date.

IMS	Wellbeing/Reviews					Health Screenings					Syringe Exchange Returns				
	Qtr1	Qtr2	Qtr3	Qtr4	YTD	Qtr1	Qtr2	Qtr3	Qtr4	YTD	Qtr1	Qtr2	Qtr3	Qtr4	YTD
WAR10066	18	13	-	-	31	0	0	-	-	0	0	0	-	-	0
WAR10069	25	26	-	-	51	0	0	-	-	0	0	0	-	-	0
WAR30039	0	0	-	-	0	0	0	-	-	0	35	29	-	-	64
WAR40070	0	0	-	-	0	0	0	-	-	0	18	29	-	-	47
WAR40071	0	0	-	-	0	0	0	-	-	0	43	44	-	-	87
WAR40072	0	0	-	-	0	0	0	-	-	0	71	105	-	-	176
WAR40073	0	0	-	-	0	0	0	-	-	0	115	145	-	-	260
	-	-	-	-	-	-	-	-	-	-	-	-	-	-	-
	-	-	-	-	-	-	-	-	-	-	-	-	-	-	-
	-	-	-	-	-	-	-	-	-	-	-	-	-	-	-
	-	-	-	-	-	-	-	-	-	-	-	-	-	-	-
	-	-	-	-	-	-	-	-	-	-	-	-	-	-	-
WAR	43	39	0	0	82	0	0	0	0	0	282	352	0	0	634



2,618

Number of syringe exchange transactions by clients in the Warrington Local Authority area this year

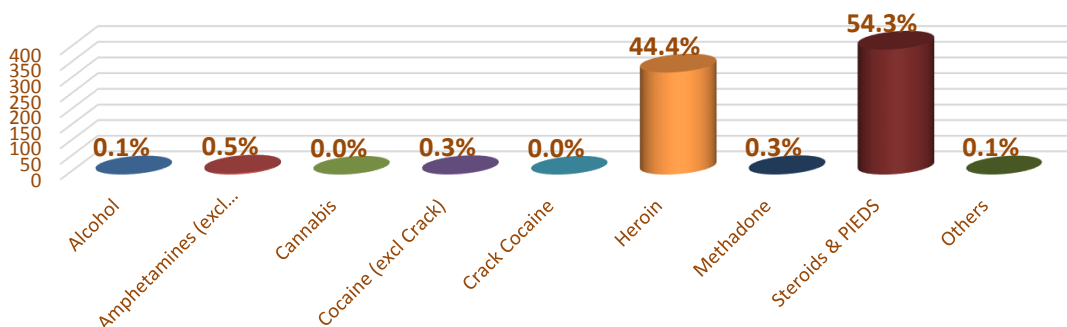
There were 634 equipment returns were recorded
A ratio of 1 return to every 4.13 syringe exchange visits

CLIENT REVIEW DATA: BY AGENCY

PRIMARY SUBSTANCE:

Total individuals for the current year to date, shown by the last recorded primary substance.

IMS	Agencies	Alcohol	Amphetamines (excl Ecstasy)	Cannabis	Cocaine (excl Crack)	Crack Cocaine	Heroin	Methadone	Steroids & PIEDS	Others	Not Stated
WAR10066	Footsteps, Warrington	0	0	0	0	0	0	0	0	0	57
WAR10069	Footsteps, CGL Partnership	0	0	0	0	0	0	0	0	0	59
WAR30039	Pathways, Warrington - CGL	0	***	0	0	0	6	0	149	***	39
WAR40070	Well Pharmacy - Fearnhead Cross	0	0	0	0	0	30	0	52	0	7
WAR40071	Rowlands - Thelwall Lane	***	0	0	0	0	16	0	51	0	159
WAR40072	Well Pharmacy - The Baths	0	***	0	***	0	224	***	98	0	16
WAR40073	Lloyds - Earl Street, Warrington	0	***	0	***	0	84	0	57	0	***
		-	-	-	-	-	-	-	-	-	-
		-	-	-	-	-	-	-	-	-	-
		-	-	-	-	-	-	-	-	-	-
		-	-	-	-	-	-	-	-	-	-
		-	-	-	-	-	-	-	-	-	-
WAR	Warrington Local Authority	***	***	0	***	0	327	***	400	***	316



* Percentages shown are of those clients who had a primary substance recorded

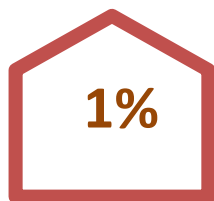
CLIENT REVIEW DATA: BY AGENCY

ACCOMMODATION NEED:

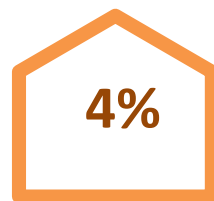
Total individuals for the current year to date, shown by the last recorded accommodation status.

IMS	Agencies	NFA - urgent			
		housing problem	Housing problem	No housing problem	Not Known
WAR10066	Footsteps, Warrington	0	0	0	57
WAR10069	Footsteps, CGL Partnership	0	0	0	59
WAR30039	Pathways, Warrington - CGL	0	***	112	80
WAR40070	Well Pharmacy - Fearnhead Cross	0	0	0	89
WAR40071	Rowlands - Thelwall Lane	0	0	0	227
WAR40072	Well Pharmacy - The Baths	***	0	0	342
WAR40073	Lloyds - Earl Street, Warrington	0	***	0	144
		-	-	-	-
		-	-	-	-
		-	-	-	-
		-	-	-	-
		-	-	-	-
		-	-	-	-
WAR	Warrington Local Authority	***	5	109	938

For those clients where an accommodation status was recorded:



NFA - urgent housing problem



Housing problem



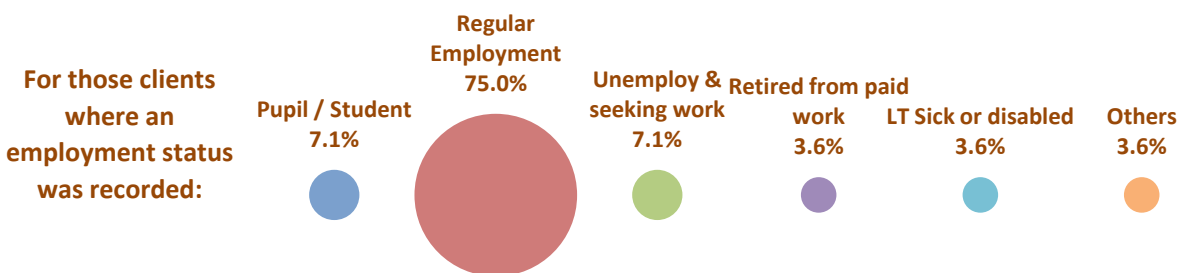
No housing problem

CLIENT REVIEW DATA: BY AGENCY

EMPLOYMENT STATUS:

Total individuals for the current year to date, shown by the last recorded employment status.

IMS	Agencies	Pupil / Student	Regular Employment	Unemploy & seeking work	Retired from paid work	LT Sick or disabled	Others	Not Known
WAR10066	Footsteps, Warrington	0	0	0	0	0	0	57
WAR10069	Footsteps, CGL Partnership	0	0	0	0	0	0	59
WAR30039	Pathways, Warrington - CGL	***	21	***	***	***	***	168
WAR40070	Well Pharmacy - Fearnhead	0	0	0	0	0	0	89
WAR40071	Rowlands - Thelwall Lane	0	0	0	0	0	0	227
WAR40072	Well Pharmacy - The Baths	0	0	0	0	0	0	343
WAR40073	Lloyds - Earl Street, Warring	0	0	0	0	0	0	145
		-	-	-	-	-	-	-
		-	-	-	-	-	-	-
		-	-	-	-	-	-	-
		-	-	-	-	-	-	-
		-	-	-	-	-	-	-
		-	-	-	-	-	-	-
WAR	Warrington Local Authority	***	21	***	***	***	***	1,025



CLIENT REVIEW DATA: BY AGENCY

PARENTAL STATUS:

Total individuals for the current year to date, shown by the last recorded parental status.

IMS	Agencies	All the children live with client	Some of the children live with client	None of the children live with client	Client declined to answer	Not a parent	Not Known
WAR10066	Footsteps, Warrington	0	0	0	0	0	57
WAR10069	Footsteps, CGL Partnership	0	0	0	0	0	59
WAR30039	Pathways, Warrington - CGL	***	***	0	5	17	170
WAR40070	Well Pharmacy - Fearnhead Cross	0	0	0	0	0	89
WAR40071	Rowlands - Thelwall Lane	0	0	0	0	0	227
WAR40072	Well Pharmacy - The Baths	0	0	0	0	0	343
WAR40073	Lloyds - Earl Street, Warrington	0	0	0	0	0	145
		-	-	-	-	-	-
		-	-	-	-	-	-
		-	-	-	-	-	-
		-	-	-	-	-	-
		-	-	-	-	-	-
		-	-	-	-	-	-
WAR	Warrington Local Authority	***	***	0	5	17	1,027

Where clients stated that they are a parent (of children under 18)



75% All children live with the client

25% Some children live with the client

0% No children live with the client

NEEDLE & SYRINGE PROGRAMME CLIENTS ONLY - SUMMARY: BY AGENCY

NUMBER OF INDIVIDUALS SEEN BY QUARTER:

The number of needle and syringe exchange clients reported for all agencies each quarter, and the total number of individuals seen during the current year to date. The local authority figures are the total unique individuals.

IMS	Agencies	Qtr1	Qtr2	Qtr3	Qtr4	YTD
WAR10066	Footsteps, Warrington	0	0	-	-	0
WAR10069	Footsteps, CGL Partnership	0	0	-	-	0
WAR30039	Pathways, Warrington - CGL	109	90	-	-	180
WAR40070	Well Pharmacy - Fearnhead Cross	62	52	-	-	88
WAR40071	Rowlands - Thelwall Lane	153	127	-	-	225
WAR40072	Well Pharmacy - The Baths	201	213	-	-	343
WAR40073	Lloyds - Earl Street, Warrington	87	92	-	-	144
		-	-	-	-	-
		-	-	-	-	-
		-	-	-	-	-
		-	-	-	-	-
		-	-	-	-	-
		-	-	-	-	-
WAR	Warrington Local Authority	571	545	-	-	917




Number of individuals accessing needle and syringe exchange services in the Warrington Local Authority area this year

GENDER

Number of needle and syringe exchange clients by gender for the last quarter, and during the current year to date.

IMS	Agencies	Male Q	Female Q	Male YTD	Female YTD
WAR10066	Footsteps, Warrington	0	0	0	0
WAR10069	Footsteps, CGL Partnership	0	0	0	0
WAR30039	Pathways, Warrington - CGL	88	***	176	***
WAR40070	Well Pharmacy - Fearnhead Cross	50	***	84	***
WAR40071	Rowlands - Thelwall Lane	121	6	213	12
WAR40072	Well Pharmacy - The Baths	197	16	314	29
WAR40073	Lloyds - Earl Street, Warrington	84	8	130	14
		-	-	-	-
		-	-	-	-
		-	-	-	-
		-	-	-	-
		-	-	-	-
		-	-	-	-
WAR	Warrington Local Authority	513	32	858	59

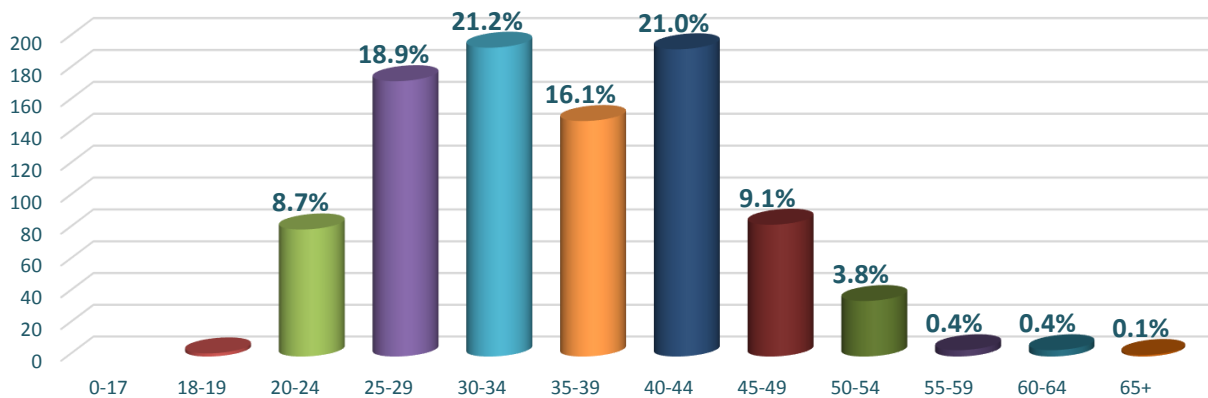


NEEDLE & SYRINGE PROGRAMME CLIENTS ONLY - SUMMARY: BY AGENCY

AGE GROUPS:

Total needle and syringe exchange clients for the current year to date, shown by age group.

IMS	Agencies	0-17	18-19	20-24	25-29	30-34	35-39	40-44	45-49	50-54	55-59	60-64	65+
WAR10066	Footsteps, Warrington	0	0	0	0	0	0	0	0	0	0	0	0
WAR10069	Footsteps, CGL Partnership	0	0	0	0	0	0	0	0	0	0	0	0
WAR30039	Pathways, Warrington - CGL	0	***	18	38	44	34	27	11	5	***	0	***
WAR40070	Well Pharmacy - Fearnhead Cross	0	0	10	13	20	14	16	14	***	0	0	0
WAR40071	Rowlands - Thelwall Lane	0	0	28	56	53	26	29	14	15	***	***	0
WAR40072	Well Pharmacy - The Baths	0	0	19	57	66	55	110	31	***	***	***	0
WAR40073	Lloyds - Earl Street, Warrington	0	***	9	15	25	36	30	16	11	***	0	0
		-	-	-	-	-	-	-	-	-	-	-	-
		-	-	-	-	-	-	-	-	-	-	-	-
		-	-	-	-	-	-	-	-	-	-	-	-
		-	-	-	-	-	-	-	-	-	-	-	-
		-	-	-	-	-	-	-	-	-	-	-	-
WAR	Warrington Local Authority	0	***	80	173	194	148	193	83	35	***	***	***

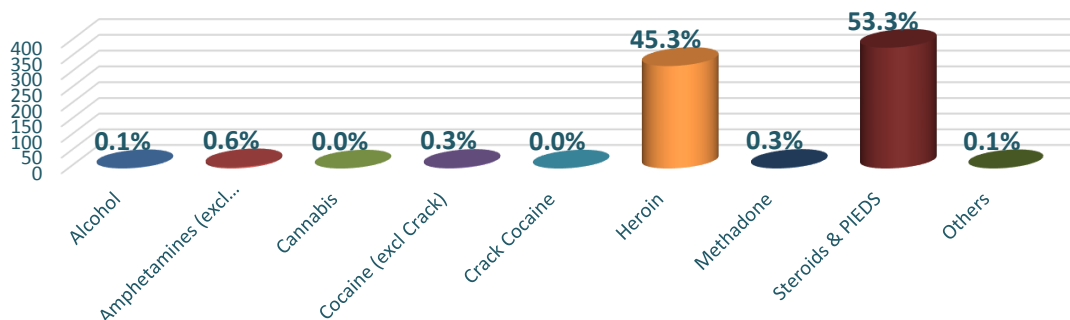


NEEDLE & SYRINGE PROGRAMME CLIENTS ONLY - SUMMARY: BY AGENCY

PRIMARY SUBSTANCE

Total needle and syringe exchange clients for the current year to date, shown by the last recorded primary substance.

IMS	Agencies	Alcohol	Amphetamines (excl Ecstasy)	Cannabis	Cocaine (excl Crack)	Crack Cocaine	Heroin	Methadone	Steroids & PIEDS	Others	Not Stated
WAR10066	Footsteps, Warrington	0	0	0	0	0	0	0	0	0	0
WAR10069	Footsteps, CGL Partnership	0	0	0	0	0	0	0	0	0	0
WAR30039	Pathways, Warrington - CGL	0	***	0	0	0	6	0	134	***	38
WAR40070	Well Pharmacy - Fearnhead Cross	0	0	0	0	0	29	0	52	0	7
WAR40071	Rowlands - Thelwall Lane	***	0	0	0	0	16	0	51	0	157
WAR40072	Well Pharmacy - The Baths	0	***	0	***	0	224	***	98	0	16
WAR40073	Lloyds - Earl Street, Warrington	0	***	0	***	0	84	0	56	0	***
		-	-	-	-	-	-	-	-	-	-
		-	-	-	-	-	-	-	-	-	-
		-	-	-	-	-	-	-	-	-	-
		-	-	-	-	-	-	-	-	-	-
		-	-	-	-	-	-	-	-	-	-
WAR	Warrington Local Authority	***	***	0	***	0	326	***	384	***	197



* Percentages shown are of those NSP clients who had a primary substance recorded

The figure for those accessing services includes all individuals who had an intervention, an onward referral, a well being review, a health screening, or a syringe exchange transaction during the quarter.

The number of individuals shown Year to Date (YTD) is not necessarily a sum of the quarterly figures as the same individual may have presented in more than one quarter, but they will only be counted once in the YTD number. Likewise the Local Authority total is less than a sum of the agency figures where an individual has presented at multiple services during the period.

The activity summary shows the number of activities delivered by each service.

The Year to Date (YTD) activity figure is cumulative and should represent the sum of each quarterly figure, unless any retrospective changes are made to the data by the agency following their quarterly data submission.

The client review data section includes all clients who have accessed services at any time during the current year to date, and details information that is collected in the client assessment review, such as Primary Substance of use, Accommodation status, Employment Status, and Parental status.

Where the client has multiple assessments completed, only the last completed assessment has been used.

Needle and syringe programme data includes all clients who have had a needle and syringe exchange transaction or exchange return recorded at any time during the quarterly period or current year to date.

Report prepared by the PHI Monitoring Team,
 Public Health Institute, Liverpool John Moores University,
 Henry Cotton Building, 15-21 Webster Street, Liverpool,
 L3 2ET. Tel: (0151) 231 4314.
<http://ims.ljmu.ac.uk/info>
www.twitter.com/phi_ims

