

**INTRODUCTION:**

Hello everyone. This is the second quarterly report for the 2016-17 year, including all year to date activity for period 1st April – 30th September 2016. Figures shown for previous quarters have also been updated where retrospective data has been entered.

This report illustrates the importance of your data recording to evidence the activity delivered by services within each local authority area. In addition the sections showing primary substance, accommodation, employment and parental statuses use data which is collected as part of the client assessment. Jane Webster our Data Quality Lead is now working with IMS services to improve completion rates. Jane's details are available on our contact page: <https://ims.ljmu.ac.uk/contact>

The 2015/16 IMS annual report is currently being finalised and will be available shortly with the detail for all IMS client activity recorded during 2015/16 across Cheshire and Merseyside, and cross matched activity recorded in IMS with client numbers from the National Drug Treatment monitoring System (NDTMS) and the Drug Intervention Programme.

The IMS Assessment was updated on 1st October to include new items in IMS Core Data Set 2.0. A key change is the expansion of the 'Chronic Conditions or Disability' field. Full details are available in the assessments user guide:

<https://ims.ljmu.ac.uk/PublicHealth/reference/IMS-Assessments-CDS-2-0.pdf>

Drug Related Deaths reporting has now moved into IMS, meaning that you can enter data directly into a client record. Various users can be assigned to a single client record where they had multiple partners involved in their treatment. If you would like access to the DRD module, please contact us to let us know

IMS now has a new page which brings together information relating to IMS including our annual reports, quarterly reports, and user guides. A link for the IMS info page is: <https://ims.ljmu.ac.uk/info>

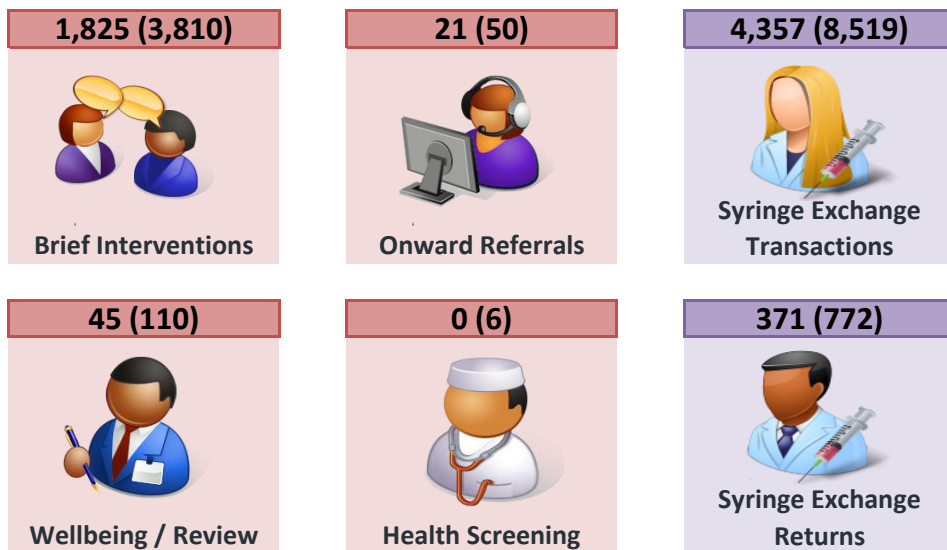
Thank you to everyone who was able to attend the formal launch of our new name as the Public Health Institute (PHI). It was great to see many of you. As always thank you for your continued support.

**ACTIVITY SUMMARY FOR: ST HELENS**

**Number of individuals who accessed non-structured interventions this quarter (and year to date).**



**Number of separate activities that were accessed this quarter (and year to date).**



## CLIENTS SUMMARY: BY AGENCY

### NUMBER OF INDIVIDUALS SEEN BY QUARTER:

The number of individuals reported for all agencies each quarter, and the total number of individuals seen during the current year to date. The local authority figures are the total unique individuals.

IMS	Agencies	Qtr1	Qtr2	Qtr3	Qtr4	YTD
SHL10061	Hope House	154	144	-	-	205
SHL10062	Hope Centre (Breathe)	18	14	-	-	29
SHL10063	Footsteps, St Helens	48	32	-	-	62
SHL10075	YP Drug & Alcohol Team - St Helens	***	0	-	-	***
SHL30038	Addaction St Helens	262	223	-	-	399
SHL40063	Rowlands - Newton-Le-Willows	0	0	-	-	0
SHL40119	Lloyds - Duke Street, St Helens	95	78	-	-	138
SHL40122	Lloyds - Junction Lane, Sutton Oak	72	72	-	-	115
SHL40141	Rowlands - Thatto Heath	26	33	-	-	44
SHL40143	St Helens Millennium Centre	548	556	-	-	843
		-	-	-	-	-
		-	-	-	-	-
		-	-	-	-	-
SHL	St. Helens Local Authority	1,036	950	-	-	1,531



Number of individuals accessing services in the St. Helens Local Authority area this year

## CLIENTS SUMMARY: BY AGENCY

### GENDER:

Number of individuals by gender for the last quarter, and during the current year to date.

IMS	Agencies	Male Q	Female Q	Male YTD	Female YTD
SHL10061	Hope House	118	26	167	38
SHL10062	Hope Centre (Breathe)	6	8	13	16
SHL10063	Footsteps, St Helens	5	27	13	49
SHL10075	YP Drug & Alcohol Team - St Helens	0	0	0	***
SHL30038	Addaction St Helens	202	21	365	34
SHL40063	Rowlands - Newton-Le-Willows	0	0	0	0
SHL40119	Lloyds - Duke Street, St Helens	70	8	123	15
SHL40122	Lloyds - Junction Lane, Sutton Oak	66	6	104	11
SHL40141	Rowlands - Thatto Heath	26	7	34	10
SHL40143	St Helens Millennium Centre	478	78	728	115
		-	-	-	-
		-	-	-	-
		-	-	-	-
SHL	St. Helens Local Authority	801	149	1,291	240

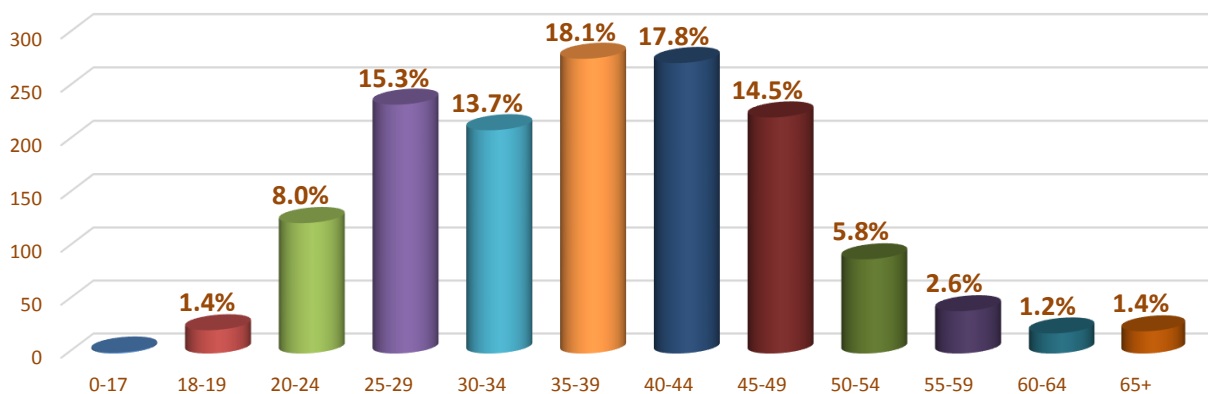


**CLIENTS SUMMARY: BY AGENCY**

**AGE GROUPS:**

Total individuals for the current year to date, shown by age group.

IMS	Agencies	0-17	18-19	20-24	25-29	30-34	35-39	40-44	45-49	50-54	55-59	60-64	65+
SHL10061	Hope House	0	***	14	31	25	25	43	33	21	7	***	***
SHL10062	Hope Centre (Breathe)	0	0	0	***	0	***	5	6	***	***	5	0
SHL10063	Footsteps, St Helens	0	0	***	***	***	***	***	9	9	11	***	16
SHL10075	YP Drug & Alcohol Team - St Helens	***	0	0	0	0	0	0	0	0	0	0	0
SHL30038	Addaction St Helens	0	***	41	85	72	77	50	43	21	5	***	0
SHL40063	Rowlands - Newton-Le-Willows	0	0	0	0	0	0	0	0	0	0	0	0
SHL40119	Lloyds - Duke Street, St Helens	0	0	***	18	17	32	39	21	8	***	0	0
SHL40122	Lloyds - Junction Lane, Sutton Oak	0	0	7	17	13	26	28	18	5	0	0	***
SHL40141	Rowlands - Thatto Heath	0	***	***	5	7	10	8	6	***	0	0	0
SHL40143	St Helens Millennium Centre	0	17	66	108	115	172	163	135	42	14	7	***
		-	-	-	-	-	-	-	-	-	-	-	-
		-	-	-	-	-	-	-	-	-	-	-	-
		-	-	-	-	-	-	-	-	-	-	-	-
SHL	St. Helens Local Authority	***	22	123	234	210	277	273	222	89	40	19	21



## ACTIVITY SUMMARY: BY AGENCY

Total activity by type delivered by each agency quarterly and as a total for the current year to date.

IMS	Interventions					Referrals					Syringe Exchange Transactions				
	Qtr1	Qtr2	Qtr3	Qtr4	YTD	Qtr1	Qtr2	Qtr3	Qtr4	YTD	Qtr1	Qtr2	Qtr3	Qtr4	YTD
SHL10061	1,730	1,599	-	-	3,329	0	0	-	-	0	0	0	-	-	0
SHL10062	23	13	-	-	36	***	7	-	-	10	0	0	-	-	0
SHL10063	125	87	-	-	212	26	14	-	-	40	0	0	-	-	0
SHL10075	***	0	-	-	***	0	0	-	-	0	0	0	-	-	0
SHL30038	106	126	-	-	232	0	0	-	-	0	344	318	-	-	662
SHL40063	0	0	-	-	0	0	0	-	-	0	0	0	-	-	0
SHL40119	0	0	-	-	0	0	0	-	-	0	412	303	-	-	715
SHL40122	0	0	-	-	0	0	0	-	-	0	216	269	-	-	485
SHL40141	0	0	-	-	0	0	0	-	-	0	154	225	-	-	379
SHL40143	0	0	-	-	0	0	0	-	-	0	3,036	3,242	-	-	6,278
	-	-	-	-	-	-	-	-	-	-	-	-	-	-	-
	-	-	-	-	-	-	-	-	-	-	-	-	-	-	-
	-	-	-	-	-	-	-	-	-	-	-	-	-	-	-
SHL	1,985	1,825	0	0	3,810	29	21	0	0	50	1,126	1,115	0	0	2,241



**3,810**


Number of brief interventions delivered to clients in the St. Helens Local Authority area this year

That equates to an average of 2.49 interventions per person

## ACTIVITY SUMMARY: BY AGENCY

Total activity by type delivered by each agency quarterly and as a total for the current year to date.

IMS	Wellbeing/Reviews					Health Screenings					Syringe Exchange Returns				
	Qtr1	Qtr2	Qtr3	Qtr4	YTD	Qtr1	Qtr2	Qtr3	Qtr4	YTD	Qtr1	Qtr2	Qtr3	Qtr4	YTD
SHL10061	29	22	-	-	51	0	0	-	-	0	0	0	-	-	0
SHL10062	11	9	-	-	20	0	0	-	-	0	0	0	-	-	0
SHL10063	24	14	-	-	38	0	0	-	-	0	0	0	-	-	0
SHL10075	***	0	-	-	***	0	0	-	-	0	0	0	-	-	0
SHL30038	0	0	-	-	0	6	0	-	-	6	61	29	-	-	90
SHL40063	0	0	-	-	0	0	0	-	-	0	0	0	-	-	0
SHL40119	0	0	-	-	0	0	0	-	-	0	160	178	-	-	338
SHL40122	0	0	-	-	0	0	0	-	-	0	13	15	-	-	28
SHL40141	0	0	-	-	0	0	0	-	-	0	35	46	-	-	81
SHL40143	0	0	-	-	0	0	0	-	-	0	132	103	-	-	235
	-	-	-	-	-	-	-	-	-	-	-	-	-	-	-
	-	-	-	-	-	-	-	-	-	-	-	-	-	-	-
	-	-	-	-	-	-	-	-	-	-	-	-	-	-	-
SHL	65	45	0	0	110	6	0	0	0	6	401	371	0	0	772



**2,241**

**Number of syringe exchange transactions by clients in the St. Helens Local Authority area this year**

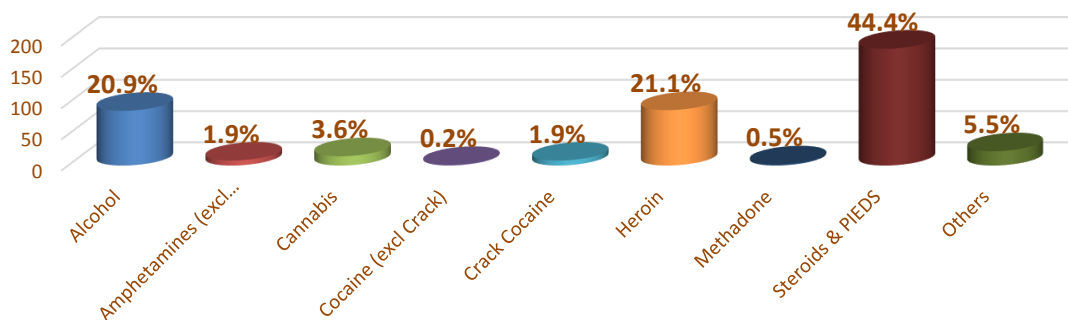
**There were 772 equipment returns were recorded  
A ratio of 1 return to every 2.9 syringe exchange visits**

**CLIENT REVIEW DATA: BY AGENCY**

**PRIMARY SUBSTANCE:**

Total individuals for the current year to date, shown by the last recorded primary substance.

IMS	Agencies	Alcohol	Amphetamines (excl Ecstasy)	Cannabis	Cocaine (excl Crack)	Crack Cocaine	Heroin	Methadone	Steroids & PIEDS	Others	Not Stated
SHL10061	Hope House	85	***	15	0	***	27	***	0	21	50
SHL10062	Hope Centre (Breathe)	***	0	0	0	0	0	0	0	0	27
SHL10063	Footsteps, St Helens	0	0	0	0	0	0	0	0	0	62
SHL10075	YP Drug & Alcohol Team - St Helens	***	0	0	0	0	0	0	0	0	0
SHL30038	Addaction St Helens	0	6	0	***	***	47	***	163	***	175
SHL40063	Rowlands - Newton-Le-Willows	0	0	0	0	0	0	0	0	0	0
SHL40119	Lloyds - Duke Street, St Helens	0	0	0	0	0	0	0	0	0	138
SHL40122	Lloyds - Junction Lane, Sutton Oak	0	0	0	0	0	0	0	***	0	114
SHL40141	Rowlands - Thatto Heath	0	0	0	0	0	26	0	11	0	7
SHL40143	St Helens Millennium Centre	0	0	0	0	0	***	0	12	0	830
		-	-	-	-	-	-	-	-	-	-
		-	-	-	-	-	-	-	-	-	-
		-	-	-	-	-	-	-	-	-	-
SHL	St. Helens Local Authority	88	8	15	***	8	89	***	187	23	1,110



\* Percentages shown are of those clients who had a primary substance recorded

**CLIENT REVIEW DATA: BY AGENCY**

**ACCOMMODATION NEED:**

Total individuals for the current year to date, shown by the last recorded accommodation status.

IMS	Agencies	NFA - urgent			
		housing problem	Housing problem	No housing problem	Not Known
SHL10061	Hope House	105	34	55	11
SHL10062	Hope Centre (Breathe)	0	0	6	23
SHL10063	Footsteps, St Helens	0	0	0	62
SHL10075	YP Drug & Alcohol Team - St Helens	0	0	***	0
SHL30038	Addaction St Helens	***	12	165	218
SHL40063	Rowlands - Newton-Le-Willows	0	0	0	0
SHL40119	Lloyds - Duke Street, St Helens	***	***	0	136
SHL40122	Lloyds - Junction Lane, Sutton Oak	0	0	0	115
SHL40141	Rowlands - Thatto Heath	0	0	0	44
SHL40143	St Helens Millennium Centre	9	0	0	834
		-	-	-	-
		-	-	-	-
		-	-	-	-
SHL	St. Helens Local Authority	96	34	204	1,197

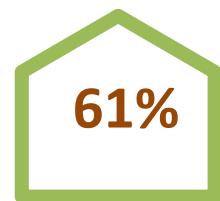
For those clients where an accommodation status was recorded:



NFA - urgent housing problem



Housing problem



No housing problem

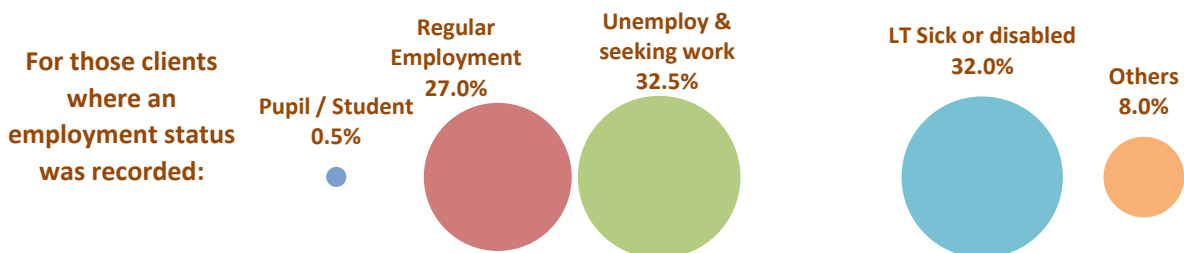


**CLIENT REVIEW DATA: BY AGENCY**

**EMPLOYMENT STATUS:**

Total individuals for the current year to date, shown by the last recorded employment status.

IMS	Agencies	Pupil / Student	Regular Employment	Unemploy & seeking work	Retired from paid work	LT Sick or disabled	Others	Not Known
SHL10061	Hope House	0	40	60	0	69	16	20
SHL10062	Hope Centre (Breathe)	0	***	9	0	***	***	12
SHL10063	Footsteps, St Helens	0	0	0	0	0	0	62
SHL10075	YP Drug & Alcohol Team - St	***	0	0	0	0	0	0
SHL30038	Addaction St Helens	0	16	***	0	5	0	376
SHL40063	Rowlands - Newton-Le-Willc	0	0	0	0	0	0	0
SHL40119	Lloyds - Duke Street, St Hele	0	0	0	0	0	0	138
SHL40122	Lloyds - Junction Lane, Suttc	0	0	0	0	0	0	115
SHL40141	Rowlands - Thatto Heath	0	0	0	0	0	0	44
SHL40143	St Helens Millennium Centre	0	0	0	0	0	0	843
		-	-	-	-	-	-	-
		-	-	-	-	-	-	-
		-	-	-	-	-	-	-
SHL	St. Helens Local Authority	***	54	65	0	64	16	1,331



**CLIENT REVIEW DATA: BY AGENCY**

**PARENTAL STATUS:**

Total individuals for the current year to date, shown by the last recorded parental status.

IMS	Agencies	All the children live with client	Some of the children live with client	None of the children live with client	Client declined to answer	Not a parent	Not Known
SHL10061	Hope House	***	0	24	***	79	97
SHL10062	Hope Centre (Breathe)	***	0	0	0	***	25
SHL10063	Footsteps, St Helens	0	0	0	0	0	62
SHL10075	YP Drug & Alcohol Team - St Helens	0	0	0	0	***	0
SHL30038	Addaction St Helens	***	0	***	5	13	377
SHL40063	Rowlands - Newton-Le-Willows	0	0	0	0	0	0
SHL40119	Lloyds - Duke Street, St Helens	0	0	0	0	0	138
SHL40122	Lloyds - Junction Lane, Sutton Oak	0	0	0	0	0	115
SHL40141	Rowlands - Thatto Heath	0	0	0	0	0	44
SHL40143	St Helens Millennium Centre	0	0	0	0	0	843
		-	-	-	-	-	-
		-	-	-	-	-	-
		-	-	-	-	-	-
SHL	St. Helens Local Authority	5	0	24	8	84	1,410

**Where clients stated that they are a parent (of children under 18)**



**17%** All children live with the client

**0%** Some children live with the client

**83%** No children live with the client

NEEDLE & SYRINGE PROGRAMME CLIENTS ONLY - SUMMARY: BY AGENCY

NUMBER OF INDIVIDUALS SEEN BY QUARTER:

The number of needle and syringe exchange clients reported for all agencies each quarter, and the total number of individuals seen during the current year to date. The local authority figures are the total unique individuals.

IMS	Agencies	Qtr1	Qtr2	Qtr3	Qtr4	YTD
SHL10061	Hope House	0	0	-	-	0
SHL10062	Hope Centre (Breathe)	0	0	-	-	0
SHL10063	Footsteps, St Helens	0	0	-	-	0
SHL10075	YP Drug & Alcohol Team - St Helens	0	0	-	-	0
SHL30038	Addaction St Helens	257	221	-	-	393
SHL40063	Rowlands - Newton-Le-Willows	0	0	-	-	0
SHL40119	Lloyds - Duke Street, St Helens	95	78	-	-	138
SHL40122	Lloyds - Junction Lane, Sutton Oak	71	72	-	-	114
SHL40141	Rowlands - Thatto Heath	26	32	-	-	44
SHL40143	St Helens Millennium Centre	547	556	-	-	843
		-	-	-	-	-
		-	-	-	-	-
		-	-	-	-	-
SHL	St. Helens Local Authority	857	814	-	-	1,302



Number of individuals accessing needle and syringe exchange services in the St. Helens Local Authority area this year

NEEDLE & SYRINGE PROGRAMME CLIENTS ONLY - SUMMARY: BY AGENCY

GENDER

Number of needle and syringe exchange clients by gender for the last quarter, and during the current year to date.

IMS	Agencies	Male Q	Female Q	Male YTD	Female YTD
SHL10061	Hope House	0	0	0	0
SHL10062	Hope Centre (Breathe)	0	0	0	0
SHL10063	Footsteps, St Helens	0	0	0	0
SHL10075	YP Drug & Alcohol Team - St Helens	0	0	0	0
SHL30038	Addaction St Helens	201	20	360	33
SHL40063	Rowlands - Newton-Le-Willows	0	0	0	0
SHL40119	Lloyds - Duke Street, St Helens	70	8	123	15
SHL40122	Lloyds - Junction Lane, Sutton Oak	66	6	104	10
SHL40141	Rowlands - Thatto Heath	25	7	34	10
SHL40143	St Helens Millennium Centre	478	78	728	115
		-	-	-	-
		-	-	-	-
		-	-	-	-
SHL	St. Helens Local Authority	715	99	1,153	149

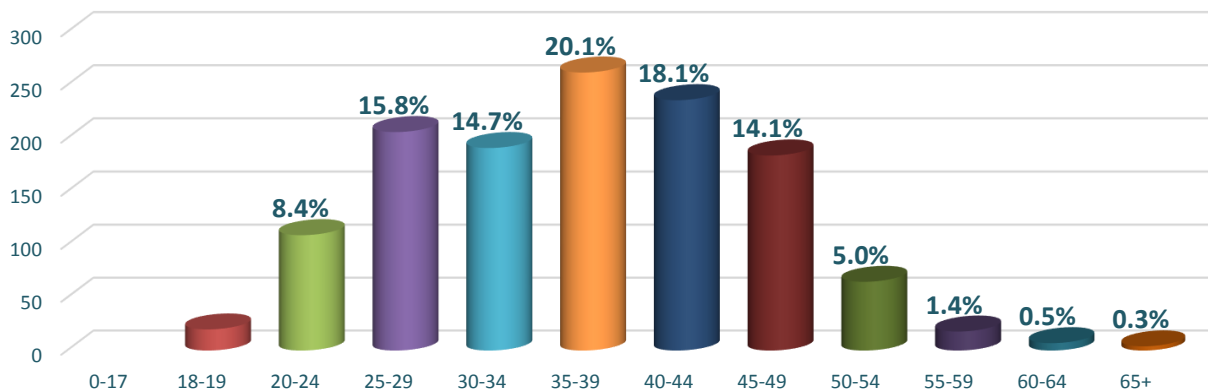


NEEDLE & SYRINGE PROGRAMME CLIENTS ONLY - SUMMARY: BY AGENCY

AGE GROUPS:

Total needle and syringe exchange clients for the current year to date, shown by age group.

IMS	Agencies	0-17	18-19	20-24	25-29	30-34	35-39	40-44	45-49	50-54	55-59	60-64	65+
SHL10061	Hope House	0	0	0	0	0	0	0	0	0	0	0	0
SHL10062	Hope Centre (Breathe)	0	0	0	0	0	0	0	0	0	0	0	0
SHL10063	Footsteps, St Helens	0	0	0	0	0	0	0	0	0	0	0	0
SHL10075	YP Drug & Alcohol Team - St Helens	0	0	0	0	0	0	0	0	0	0	0	0
SHL30038	Addaction St Helens	0	***	41	84	71	76	50	41	21	***	***	0
SHL40063	Rowlands - Newton-Le-Willows	0	0	0	0	0	0	0	0	0	0	0	0
SHL40119	Lloyds - Duke Street, St Helens	0	0	***	18	17	32	39	21	8	***	0	0
SHL40122	Lloyds - Junction Lane, Sutton Oak	0	0	7	17	12	26	28	18	5	0	0	***
SHL40141	Rowlands - Thatto Heath	0	***	***	5	7	10	8	6	***	0	0	0
SHL40143	St Helens Millennium Centre	0	17	66	108	115	172	163	135	42	14	7	***
		-	-	-	-	-	-	-	-	-	-	-	-
		-	-	-	-	-	-	-	-	-	-	-	-
		-	-	-	-	-	-	-	-	-	-	-	-
SHL	St. Helens Local Authority	0	20	109	206	191	262	236	184	65	18	7	***

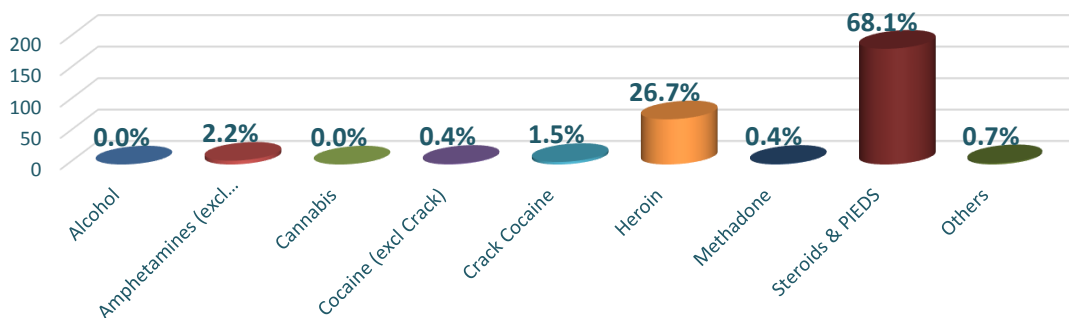


NEEDLE & SYRINGE PROGRAMME CLIENTS ONLY - SUMMARY: BY AGENCY

PRIMARY SUBSTANCE

Total needle and syringe exchange clients for the current year to date, shown by the last recorded primary substance.

IMS	Agencies	Alcohol	Amphetamines (excl Ecstasy)	Cannabis	Cocaine (excl Crack)	Crack Cocaine	Heroin	Methadone	Steroids & PIEDS	Others	Not Stated
SHL10061	Hope House	0	0	0	0	0	0	0	0	0	0
SHL10062	Hope Centre (Breathe)	0	0	0	0	0	0	0	0	0	0
SHL10063	Footsteps, St Helens	0	0	0	0	0	0	0	0	0	0
SHL10075	YP Drug & Alcohol Team - St Helens	0	0	0	0	0	0	0	0	0	0
SHL30038	Addaction St Helens	0	6	0	***	***	46	***	160	***	173
SHL40063	Rowlands - Newton-Le-Willows	0	0	0	0	0	0	0	0	0	0
SHL40119	Lloyds - Duke Street, St Helens	0	0	0	0	0	0	0	0	0	138
SHL40122	Lloyds - Junction Lane, Sutton Oak	0	0	0	0	0	0	0	***	0	113
SHL40141	Rowlands - Thatto Heath	0	0	0	0	0	26	0	11	0	7
SHL40143	St Helens Millennium Centre	0	0	0	0	0	***	0	12	0	830
		-	-	-	-	-	-	-	-	-	-
		-	-	-	-	-	-	-	-	-	-
		-	-	-	-	-	-	-	-	-	-
SHL	St. Helens Local Authority	0	6	0	***	***	72	***	184	***	1032



\* Percentages shown are of those NSP clients who had a primary substance recorded

The figure for those accessing services includes all individuals who had an intervention, an onward referral, a well being review, a health screening, or a syringe exchange transaction during the quarter.

The number of individuals shown Year to Date (YTD) is not necessarily a sum of the quarterly figures as the same individual may have presented in more than one quarter, but they will only be counted once in the YTD number. Likewise the Local Authority total is less than a sum of the agency figures where an individual has presented at multiple services during the period.

The activity summary shows the number of activities delivered by each service.

The Year to Date (YTD) activity figure is cumulative and should represent the sum of each quarterly figure, unless any retrospective changes are made to the data by the agency following their quarterly data submission.

The client review data section includes all clients who have accessed services at any time during the current year to date, and details information that is collected in the client assessment review, such as Primary Substance of use, Accommodation status, Employment Status, and Parental status.

Where the client has multiple assessments completed, only the last completed assessment has been used.

Needle and syringe programme data includes all clients who have had a needle and syringe exchange transaction or exchange return recorded at any time during the quarterly period or current year to date.

Report prepared by the PHI Monitoring Team,  
Public Health Institute, Liverpool John Moores University,  
Henry Cotton Building, 15-21 Webster Street, Liverpool,  
L3 2ET. Tel: (0151) 231 4314.  
<http://ims.ljmu.ac.uk/info>  
[www.twitter.com/phi\\_ims](http://www.twitter.com/phi_ims)

