

INTRODUCTION:

Hello everyone. This is the second quarterly report for the 2016-17 year, including all year to date activity for period 1st April – 30th September 2016. Figures shown for previous quarters have also been updated where retrospective data has been entered.

This report illustrates the importance of your data recording to evidence the activity delivered by services within each local authority area. In addition the sections showing primary substance, accommodation, employment and parental statuses use data which is collected as part of the client assessment. Jane Webster our Data Quality Lead is now working with IMS services to improve completion rates. Jane's details are available on our contact page: <https://ims.ljmu.ac.uk/contact>

The 2015/16 IMS annual report is currently being finalised and will be available shortly with the detail for all IMS client activity recorded during 2015/16 across Cheshire and Merseyside, and cross matched activity recorded in IMS with client numbers from the National Drug Treatment monitoring System (NDTMS) and the Drug Intervention Programme.

The IMS Assessment was updated on 1st October to include new items in IMS Core Data Set 2.0. A key change is the expansion of the 'Chronic Conditions or Disability' field. Full details are available in the assessments user guide:

<https://ims.ljmu.ac.uk/PublicHealth/reference/IMS-Assessments-CDS-2-0.pdf>

Drug Related Deaths reporting has now moved into IMS, meaning that you can enter data directly into a client record. Various users can be assigned to a single client record where they had multiple partners involved in their treatment. If you would like access to the DRD module, please contact us to let us know

IMS now has a new page which brings together information relating to IMS including our annual reports, quarterly reports, and user guides. A link for the IMS info page is: <https://ims.ljmu.ac.uk/info>

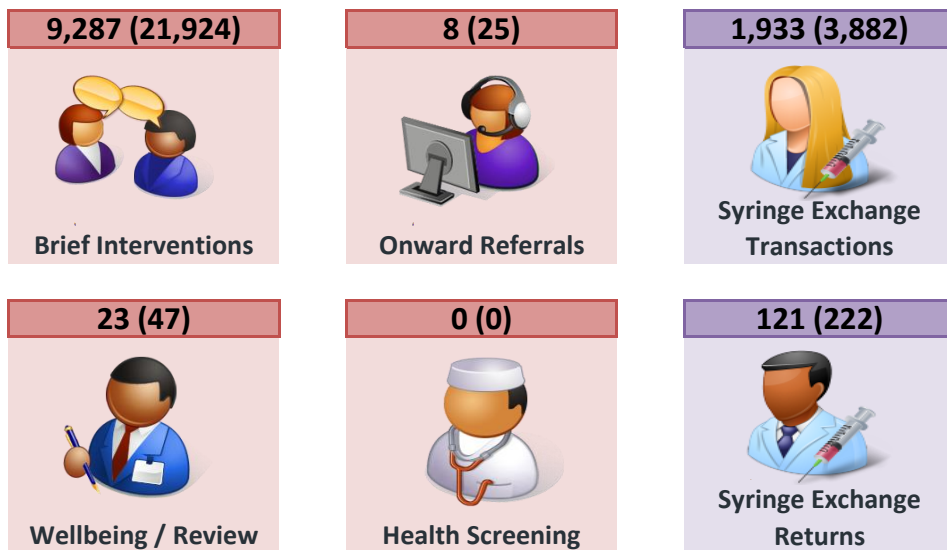
Thank you to everyone who was able to attend the formal launch of our new name as the Public Health Institute (PHI). It was great to see many of you. As always thank you for your continued support.

ACTIVITY SUMMARY FOR: SEFTON

Number of individuals who accessed non-structured interventions this quarter (and year to date).



Number of separate activities that were accessed this quarter (and year to date).



CLIENTS SUMMARY: BY AGENCY

NUMBER OF INDIVIDUALS SEEN BY QUARTER:

The number of individuals reported for all agencies each quarter, and the total number of individuals seen during the current year to date. The local authority figures are the total unique individuals.

IMS	Agencies	Qtr1	Qtr2	Qtr3	Qtr4	YTD
SEF10056	Independence Initiative	30	25	-	-	53
SEF10077	Ambition Sefton, Southport - MerseyCare	494	412	-	-	665
SEF10078	Ambition Sefton, Bootle - MerseyCare	518	330	-	-	653
SEF55000	Aintree Pharmacy	10	21	-	-	24
SEF55708	M L Davey Chemist, Litherland	30	31	-	-	38
SEF56448	Bispham Road Pharmacy	35	24	-	-	54
SEF56452	Boots - South Rd, Waterloo	10	13	-	-	20
SEF56453	Boots - Liverpool Rd, Corsby	***	6	-	-	9
SEF56456	Cohens - Marian Square, Netherton	46	47	-	-	66
SEF56460	Haddens Pharmacy - Litherland Rd, Bootle	82	98	-	-	129
SEF56462	Lloyds - Knowsley Rd	18	21	-	-	29
SEF56464	Lloyds - North Park	0	0	-	-	0
SEF56465	Merton Pharmacy - Stanley Road	***	0	-	-	***
SEF56466	Netherton Park Pharmacy	11	14	-	-	20
SEF56499	Higgins Pharmacy - Crosby Road North	9	8	-	-	16
SEF56504	Lloyds - Crosby Rd North	5	***	-	-	9
SEF56507	Rowlands - Upper Aughton Rd	0	***	-	-	***
SEF56520	Superdrug - Eastbank Street, Southport	173	150	-	-	239
SEF56525	Boots - Cambridge Rd, Southport	0	***	-	-	***
SEF56526	Boots - Seaforth	0	12	-	-	12
SEF56845	Bridge Road Pharmacy, Litherland	***	20	-	-	22
		-	-	-	-	-
		-	-	-	-	-
		-	-	-	-	-
		-	-	-	-	-
		-	-	-	-	-
		-	-	-	-	-
		-	-	-	-	-
		-	-	-	-	-
		-	-	-	-	-
		-	-	-	-	-
		-	-	-	-	-
		-	-	-	-	-
		-	-	-	-	-
		-	-	-	-	-
		-	-	-	-	-
		-	-	-	-	-
		-	-	-	-	-
		-	-	-	-	-
		-	-	-	-	-
		-	-	-	-	-
		-	-	-	-	-
		-	-	-	-	-
SEF	Sefton Local Authority	1,394	1,165	-	-	1,920



Number of individuals accessing services in the Sefton Local Authority area this year

CLIENTS SUMMARY: BY AGENCY

GENDER:

Number of individuals by gender for the last quarter, and during the current year to date.

IMS	Agencies	Male Q	Female Q	Male YTD	Female YTD
SEF10056	Independence Initiative	17	8	35	18
SEF10077	Ambition Sefton, Southport - MerseyCare	292	120	482	183
SEF10078	Ambition Sefton, Bootle - MerseyCare	214	116	414	239
SEF55000	Aintree Pharmacy	20	***	23	***
SEF55708	M L Davey Chemist, Litherland	24	7	31	7
SEF56448	Bispham Road Pharmacy	24	0	53	***
SEF56452	Boots - South Rd, Waterloo	11	***	15	5
SEF56453	Boots - Liverpool Rd, Corsby	***	***	7	***
SEF56456	Cohens - Marian Square, Netherton	36	11	49	17
SEF56460	Haddens Pharmacy - Litherland Rd, Bootle	89	9	119	10
SEF56462	Lloyds - Knowsley Rd	18	***	25	***
SEF56464	Lloyds - North Park	0	0	0	0
SEF56465	Merton Pharmacy - Stanley Road	0	0	***	0
SEF56466	Netherton Park Pharmacy	14	0	20	0
SEF56499	Higgins Pharmacy - Crosby Road North	5	***	13	***
SEF56504	Lloyds - Crosby Rd North	***	***	7	***
SEF56507	Rowlands - Upper Aughton Rd	***	0	***	0
SEF56520	Superdrug - Eastbank Street, Southport	135	15	208	31
SEF56525	Boots - Cambridge Rd, Southport	***	0	***	0
SEF56526	Boots - Seaforth	9	***	9	***
SEF56845	Bridge Road Pharmacy, Litherland	15	5	17	5
		-	-	-	-
		-	-	-	-
		-	-	-	-
		-	-	-	-
		-	-	-	-
		-	-	-	-
		-	-	-	-
		-	-	-	-
		-	-	-	-
		-	-	-	-
		-	-	-	-
		-	-	-	-
		-	-	-	-
		-	-	-	-
		-	-	-	-
		-	-	-	-
		-	-	-	-
		-	-	-	-
		-	-	-	-
SEF	Sefton Local Authority	867	298	1,412	508

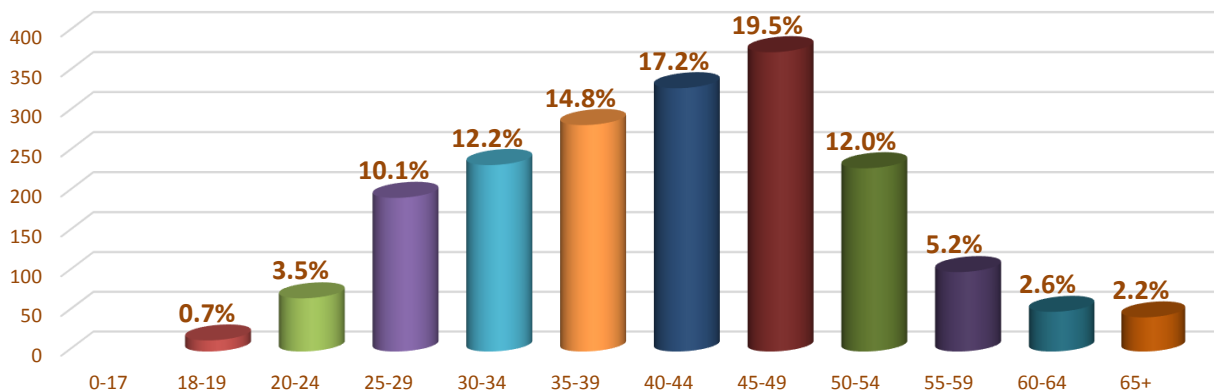


CLIENTS SUMMARY: BY AGENCY

AGE GROUPS:

Total individuals for the current year to date, shown by age group.

IMS	Agencies	0-17	18-19	20-24	25-29	30-34	35-39	40-44	45-49	50-54	55-59	60-64	65+
SEF10056	Independence Initiative	0	0	***	0	***	8	8	16	5	10	***	0
SEF10077	Ambition Sefton, Southport - MerseyCare	0	5	22	67	87	101	108	109	83	38	19	26
SEF10078	Ambition Sefton, Bootle - MerseyCare	0	***	23	43	46	80	117	143	105	52	27	15
SEF55000	Aintree Pharmacy	0	0	***	***	***	***	***	7	***	0	0	0
SEF55708	M L Davey Chemist, Litherland	0	0	0	5	***	8	***	15	5	0	0	0
SEF56448	Bispham Road Pharmacy	0	0	***	20	12	10	***	***	***	0	0	0
SEF56452	Boots - South Rd, Waterloo	0	0	***	***	***	***	10	0	0	0	0	0
SEF56453	Boots - Liverpool Rd, Corsby	0	0	***	0	***	0	***	***	0	0	***	0
SEF56456	Cohens - Marian Square, Netherton	0	***	***	6	5	6	14	21	8	***	0	0
SEF56460	Haddens Pharmacy - Litherland Rd, Bootle	0	0	0	13	21	26	25	30	11	***	***	0
SEF56462	Lloyds - Knowsley Rd	0	0	***	***	***	***	8	11	***	0	0	0
SEF56464	Lloyds - North Park	0	0	0	0	0	0	0	0	0	0	0	0
SEF56465	Merton Pharmacy - Stanley Road	0	0	0	0	***	***	0	0	0	0	0	0
SEF56466	Netherton Park Pharmacy	0	***	0	***	***	***	5	5	0	0	0	0
SEF56499	Higgins Pharmacy - Crosby Road North	0	0	***	***	6	***	0	0	***	***	0	0
SEF56504	Lloyds - Crosby Rd North	0	***	0	***	***	***	0	***	0	0	0	0
SEF56507	Rowlands - Upper Aughton Rd	0	0	0	0	0	0	***	0	0	0	0	0
SEF56520	Superdrug - Eastbank Street, Southport	0	***	9	27	46	45	50	37	15	***	***	***
SEF56525	Boots - Cambridge Rd, Southport	0	0	0	0	0	0	0	0	***	***	0	0
SEF56526	Boots - Seaforth	0	0	0	***	***	***	***	***	***	0	0	0
SEF56845	Bridge Road Pharmacy, Litherland	0	0	***	***	***	***	***	9	***	0	0	0
		-	-	-	-	-	-	-	-	-	-	-	-
		-	-	-	-	-	-	-	-	-	-	-	-
		-	-	-	-	-	-	-	-	-	-	-	-
		-	-	-	-	-	-	-	-	-	-	-	-
		-	-	-	-	-	-	-	-	-	-	-	-
		-	-	-	-	-	-	-	-	-	-	-	-
		-	-	-	-	-	-	-	-	-	-	-	-
		-	-	-	-	-	-	-	-	-	-	-	-
		-	-	-	-	-	-	-	-	-	-	-	-
		-	-	-	-	-	-	-	-	-	-	-	-
		-	-	-	-	-	-	-	-	-	-	-	-
SEF	Sefton Local Authority	0	14	67	193	234	284	330	375	230	100	50	43



ACTIVITY SUMMARY: BY AGENCY

Total activity by type delivered by each agency quarterly and as a total for the current year to date.

IMS	Interventions					Referrals					Syringe Exchange Transactions				
	Qtr1	Qtr2	Qtr3	Qtr4	YTD	Qtr1	Qtr2	Qtr3	Qtr4	YTD	Qtr1	Qtr2	Qtr3	Qtr4	YTD
SEF10056	26	23	-	-	49	17	8	-	-	25	0	0	-	-	0
SEF10077	9,721	7,390	-	-	17,111	0	0	-	-	0	315	252	-	-	567
SEF10078	2,792	1,758	-	-	4,550	0	0	-	-	0	26	0	-	-	26
SEF55000	***	9	-	-	13	0	0	-	-	0	23	36	-	-	59
SEF55708	***	7	-	-	10	0	0	-	-	0	276	279	-	-	555
SEF56448	0	0	-	-	0	0	0	-	-	0	42	33	-	-	75
SEF56452	***	5	-	-	6	0	0	-	-	0	18	40	-	-	58
SEF56453	***	0	-	-	***	0	0	-	-	0	5	7	-	-	12
SEF56456	***	***	-	-	6	0	0	-	-	0	161	205	-	-	366
SEF56460	51	60	-	-	111	0	0	-	-	0	255	271	-	-	526
SEF56462	0	0	-	-	0	0	0	-	-	0	37	35	-	-	72
SEF56464	0	0	-	-	0	0	0	-	-	0	0	0	-	-	0
SEF56465	***	0	-	-	***	0	0	-	-	0	***	0	-	-	***
SEF56466	***	***	-	-	***	0	0	-	-	0	16	19	-	-	35
SEF56499	0	0	-	-	0	0	0	-	-	0	11	9	-	-	20
SEF56504	***	***	-	-	5	0	0	-	-	0	6	***	-	-	10
SEF56507	0	***	-	-	***	0	0	-	-	0	0	***	-	-	***
SEF56520	32	25	-	-	57	0	0	-	-	0	754	705	-	-	1,459
SEF56525	0	***	-	-	***	0	0	-	-	0	0	***	-	-	***
SEF56526	0	0	-	-	0	0	0	-	-	0	0	12	-	-	12
SEF56845	0	***	-	-	***	0	0	-	-	0	***	23	-	-	25
	-	-	-	-	-	-	-	-	-	-	-	-	-	-	-
	-	-	-	-	-	-	-	-	-	-	-	-	-	-	-
	-	-	-	-	-	-	-	-	-	-	-	-	-	-	-
	-	-	-	-	-	-	-	-	-	-	-	-	-	-	-
	-	-	-	-	-	-	-	-	-	-	-	-	-	-	-
	-	-	-	-	-	-	-	-	-	-	-	-	-	-	-
	-	-	-	-	-	-	-	-	-	-	-	-	-	-	-
	-	-	-	-	-	-	-	-	-	-	-	-	-	-	-
	-	-	-	-	-	-	-	-	-	-	-	-	-	-	-
	-	-	-	-	-	-	-	-	-	-	-	-	-	-	-
	-	-	-	-	-	-	-	-	-	-	-	-	-	-	-
	-	-	-	-	-	-	-	-	-	-	-	-	-	-	-
	-	-	-	-	-	-	-	-	-	-	-	-	-	-	-
SEF	12639	9,287	0	0	21,926	17	8	0	0	25	1,949	1,933	0	0	3,882



21,926


Number of brief interventions delivered to clients in the Sefton Local Authority area this year

That equates to an average of 11.42 interventions per person

ACTIVITY SUMMARY: BY AGENCY

Total activity by type delivered by each agency quarterly and as a total for the current year to date.

IMS	Wellbeing/Reviews					Health Screenings					Syringe Exchange Returns				
	Qtr1	Qtr2	Qtr3	Qtr4	YTD	Qtr1	Qtr2	Qtr3	Qtr4	YTD	Qtr1	Qtr2	Qtr3	Qtr4	YTD
SEF10056	24	23	-	-	47	0	0	-	-	0	0	0	-	-	0
SEF10077	0	0	-	-	0	0	0	-	-	0	0	0	-	-	0
SEF10078	0	0	-	-	0	0	0	-	-	0	0	0	-	-	0
SEF55000	0	0	-	-	0	0	0	-	-	0	12	16	-	-	28
SEF55708	0	0	-	-	0	0	0	-	-	0	49	63	-	-	112
SEF56448	0	0	-	-	0	0	0	-	-	0	0	0	-	-	0
SEF56452	0	0	-	-	0	0	0	-	-	0	0	***	-	-	***
SEF56453	0	0	-	-	0	0	0	-	-	0	0	0	-	-	0
SEF56456	0	0	-	-	0	0	0	-	-	0	31	28	-	-	59
SEF56460	0	0	-	-	0	0	0	-	-	0	***	0	-	-	***
SEF56462	0	0	-	-	0	0	0	-	-	0	***	***	-	-	***
SEF56464	0	0	-	-	0	0	0	-	-	0	0	0	-	-	0
SEF56465	0	0	-	-	0	0	0	-	-	0	***	0	-	-	***
SEF56466	0	0	-	-	0	0	0	-	-	0	***	***	-	-	***
SEF56499	0	0	-	-	0	0	0	-	-	0	0	0	-	-	0
SEF56504	0	0	-	-	0	0	0	-	-	0	0	***	-	-	***
SEF56507	0	0	-	-	0	0	0	-	-	0	0	0	-	-	0
SEF56520	0	0	-	-	0	0	0	-	-	0	0	0	-	-	0
SEF56525	0	0	-	-	0	0	0	-	-	0	0	0	-	-	0
SEF56526	0	0	-	-	0	0	0	-	-	0	0	0	-	-	0
SEF56845	0	0	-	-	0	0	0	-	-	0	0	9	-	-	9
-	-	-	-	-	-	-	-	-	-	-	-	-	-	-	-
-	-	-	-	-	-	-	-	-	-	-	-	-	-	-	-
-	-	-	-	-	-	-	-	-	-	-	-	-	-	-	-
-	-	-	-	-	-	-	-	-	-	-	-	-	-	-	-
-	-	-	-	-	-	-	-	-	-	-	-	-	-	-	-
-	-	-	-	-	-	-	-	-	-	-	-	-	-	-	-
-	-	-	-	-	-	-	-	-	-	-	-	-	-	-	-
-	-	-	-	-	-	-	-	-	-	-	-	-	-	-	-
-	-	-	-	-	-	-	-	-	-	-	-	-	-	-	-
-	-	-	-	-	-	-	-	-	-	-	-	-	-	-	-
-	-	-	-	-	-	-	-	-	-	-	-	-	-	-	-
-	-	-	-	-	-	-	-	-	-	-	-	-	-	-	-
SEF	24	23	0	0	47	0	0	0	0	0	101	121	0	0	222



3,882

Number of syringe exchange transactions by clients in the Sefton Local Authority area this year

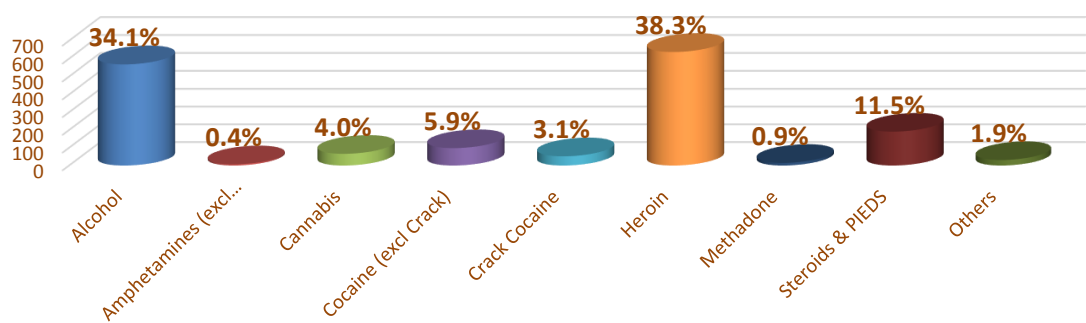
**There were 222 equipment returns were recorded
A ratio of 1 return to every 17.49 syringe exchange visits**

CLIENT REVIEW DATA: BY AGENCY

PRIMARY SUBSTANCE:

Total individuals for the current year to date, shown by the last recorded primary substance.

IMS	Agencies	Alcohol	Amphetamines (excl Ecstasy)	Cannabis	Cocaine (excl Crack)	Crack Cocaine	Heroin	Methodone	Steroids & PIEDS	Others	Not Stated
SEF10056	Independence Initiative	39	0	7	***	***	***	0	0	***	0
SEF10077	Ambition Sefton, Southport - MerseyCare	265	***	25	36	***	162	***	61	17	91
SEF10078	Ambition Sefton, Bootle - MerseyCare	289	***	35	47	14	157	10	***	6	88
SEF55000	Aintree Pharmacy	0	0	0	0	0	11	0	10	0	***
SEF55708	M L Davey Chemist, Litherland	0	0	0	0	***	16	***	13	***	5
SEF56448	Bispham Road Pharmacy	0	0	0	0	0	0	0	0	0	54
SEF56452	Boots - South Rd, Waterloo	0	0	0	0	0	11	0	***	***	***
SEF56453	Boots - Liverpool Rd, Corsby	0	0	0	0	0	***	***	***	0	***
SEF56456	Cohens - Marian Square, Netherton	0	0	0	***	5	20	***	15	0	22
SEF56460	Haddens Pharmacy - Litherland Rd, Bootle	0	0	0	***	19	71	***	33	***	0
SEF56462	Lloyds - Knowsley Rd	0	0	0	0	***	26	0	***	0	***
SEF56464	Lloyds - North Park	0	0	0	0	0	0	0	0	0	0
SEF56465	Merton Pharmacy - Stanley Road	0	0	0	0	0	0	0	***	0	0
SEF56466	Netherton Park Pharmacy	0	0	0	0	0	0	0	8	0	12
SEF56499	Higgins Pharmacy - Crosby Road North	0	0	0	0	0	***	0	***	0	13
SEF56504	Lloyds - Crosby Rd North	0	0	0	***	0	***	0	6	0	***
SEF56507	Rowlands - Upper Aughton Rd	0	0	0	0	0	0	0	0	0	***
SEF56520	Superdrug - Eastbank Street, Southport	0	0	0	***	***	200	0	19	0	17
SEF56525	Boots - Cambridge Rd, Southport	0	0	0	0	0	***	***	0	0	0
SEF56526	Boots - Seaforth	0	0	0	0	***	***	0	9	0	0
SEF56845	Bridge Road Pharmacy, Litherland	0	0	0	***	***	8	0	***	***	0
-	-	-	-	-	-	-	-	-	-	-	-
-	-	-	-	-	-	-	-	-	-	-	-
-	-	-	-	-	-	-	-	-	-	-	-
-	-	-	-	-	-	-	-	-	-	-	-
-	-	-	-	-	-	-	-	-	-	-	-
-	-	-	-	-	-	-	-	-	-	-	-
-	-	-	-	-	-	-	-	-	-	-	-
-	-	-	-	-	-	-	-	-	-	-	-
-	-	-	-	-	-	-	-	-	-	-	-
-	-	-	-	-	-	-	-	-	-	-	-
-	-	-	-	-	-	-	-	-	-	-	-
-	-	-	-	-	-	-	-	-	-	-	-
-	-	-	-	-	-	-	-	-	-	-	-
-	-	-	-	-	-	-	-	-	-	-	-
SEF	Sefton Local Authority	568	7	66	98	52	637	15	191	31	255




* Percentages shown are of those clients who had a primary substance recorded

CLIENT REVIEW DATA: BY AGENCY

ACCOMMODATION NEED:

Total individuals for the current year to date, shown by the last recorded accommodation status.

IMS	Agencies	NFA - urgent			
		housing problem	Housing problem	No housing problem	Not Known
SEF10056	Independence Initiative	0	5	48	0
SEF10077	Ambition Sefton, Southport - MerseyCare	20	57	472	116
SEF10078	Ambition Sefton, Bootle - MerseyCare	25	47	487	94
SEF55000	Aintree Pharmacy	***	0	22	0
SEF55708	M L Davey Chemist, Litherland	***	0	34	0
SEF56448	Bispham Road Pharmacy	54	0	0	0
SEF56452	Boots - South Rd, Waterloo	6	0	14	0
SEF56453	Boots - Liverpool Rd, Corsby	***	0	8	0
SEF56456	Cohens - Marian Square, Netherton	17	0	49	0
SEF56460	Haddens Pharmacy - Litherland Rd, Bootle	9	0	120	0
SEF56462	Lloyds - Knowsley Rd	23	0	6	0
SEF56464	Lloyds - North Park	0	0	0	0
SEF56465	Merton Pharmacy - Stanley Road	***	0	***	0
SEF56466	Netherton Park Pharmacy	12	0	8	0
SEF56499	Higgins Pharmacy - Crosby Road North	8	0	8	0
SEF56504	Lloyds - Crosby Rd North	***	0	7	0
SEF56507	Rowlands - Upper Aughton Rd	0	0	***	0
SEF56520	Superdrug - Eastbank Street, Southport	30	0	209	0
SEF56525	Boots - Cambridge Rd, Southport	0	0	***	0
SEF56526	Boots - Seaforth	10	0	***	0
SEF56845	Bridge Road Pharmacy, Litherland	20	0	***	0
		-	-	-	-
		-	-	-	-
		-	-	-	-
		-	-	-	-
		-	-	-	-
		-	-	-	-
		-	-	-	-
		-	-	-	-
		-	-	-	-
		-	-	-	-
		-	-	-	-
		-	-	-	-
		-	-	-	-
		-	-	-	-
		-	-	-	-
		-	-	-	-
		-	-	-	-
SEF	Sefton Local Authority	225	102	1,404	189

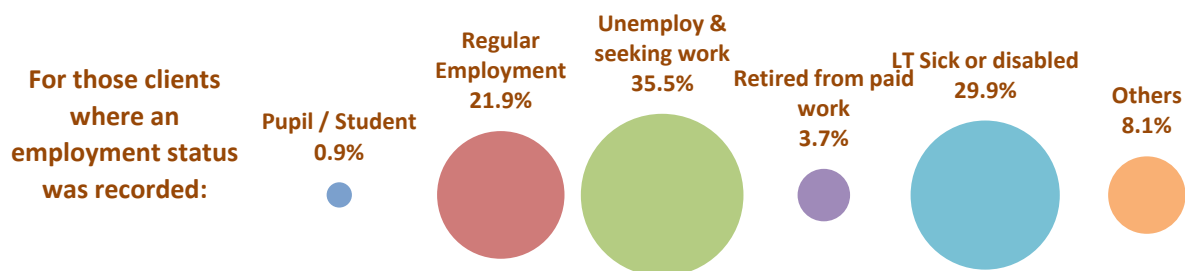


CLIENT REVIEW DATA: BY AGENCY

EMPLOYMENT STATUS:

Total individuals for the current year to date, shown by the last recorded employment status.

IMS	Agencies	Pupil / Student	Regular Employment	Unemploy & seeking work	Retired from paid work	LT Sick or disabled	Others	Not Known
SEF10056	Independence Initiative	0	0	5	0	43	5	0
SEF10077	Ambition Sefton, Southport	8	113	149	19	94	46	236
SEF10078	Ambition Sefton, Bootle - M	0	95	183	16	169	27	163
SEF55000	Aintree Pharmacy	0	0	0	0	0	0	24
SEF55708	M L Davey Chemist, Litherla	0	0	0	0	0	0	38
SEF56448	Bispham Road Pharmacy	0	0	0	0	0	0	54
SEF56452	Boots - South Rd, Waterloo	0	0	0	0	0	0	20
SEF56453	Boots - Liverpool Rd, Corsby	0	0	0	0	0	0	9
SEF56456	Cohens - Marian Square, Ne	0	0	0	0	0	0	66
SEF56460	Haddens Pharmacy - Litherla	0	0	0	0	0	0	129
SEF56462	Lloyds - Knowsley Rd	0	0	0	0	0	0	29
SEF56464	Lloyds - North Park	0	0	0	0	0	0	0
SEF56465	Merton Pharmacy - Stanley	0	0	0	0	0	0	***
SEF56466	Netherton Park Pharmacy	0	0	0	0	0	0	20
SEF56499	Higgins Pharmacy - Crosby R	0	0	0	0	0	0	16
SEF56504	Lloyds - Crosby Rd North	0	0	0	0	0	0	9
SEF56507	Rowlands - Upper Aughton F	0	0	0	0	0	0	***
SEF56520	Superdrug - Eastbank Street,	0	0	0	0	0	0	239
SEF56525	Boots - Cambridge Rd, South	0	0	0	0	0	0	***
SEF56526	Boots - Seaforth	0	0	0	0	0	0	12
SEF56845	Bridge Road Pharmacy, Lith	0	0	0	0	0	0	22
		-	-	-	-	-	-	-
		-	-	-	-	-	-	-
		-	-	-	-	-	-	-
		-	-	-	-	-	-	-
		-	-	-	-	-	-	-
		-	-	-	-	-	-	-
		-	-	-	-	-	-	-
		-	-	-	-	-	-	-
		-	-	-	-	-	-	-
		-	-	-	-	-	-	-
		-	-	-	-	-	-	-
		-	-	-	-	-	-	-
		-	-	-	-	-	-	-
		-	-	-	-	-	-	-
		-	-	-	-	-	-	-
SEF	Sefton Local Authority	8	206	334	35	281	76	980



CLIENT REVIEW DATA: BY AGENCY

PARENTAL STATUS:

Total individuals for the current year to date, shown by the last recorded parental status.

IMS	Agencies	All the children live with client	Some of the children live with client	None of the children live with client	Client declined to answer	Not a parent	Not Known
SEF10056	Independence Initiative	5	***	20	0	26	0
SEF10077	Ambition Sefton, Southport - MerseyCare	50	12	159	16	231	197
SEF10078	Ambition Sefton, Bootle - MerseyCare	65	22	147	***	245	171
SEF55000	Aintree Pharmacy	0	0	0	0	0	24
SEF55708	M L Davey Chemist, Litherland	0	0	0	0	0	38
SEF56448	Bispham Road Pharmacy	0	0	0	0	0	54
SEF56452	Boots - South Rd, Waterloo	0	0	0	0	0	20
SEF56453	Boots - Liverpool Rd, Corsby	0	0	0	0	0	9
SEF56456	Cohens - Marian Square, Netherton	0	0	0	0	0	66
SEF56460	Haddens Pharmacy - Litherland Rd, Bootle	0	0	0	0	0	129
SEF56462	Lloyds - Knowsley Rd	0	0	0	0	0	29
SEF56464	Lloyds - North Park	0	0	0	0	0	0
SEF56465	Merton Pharmacy - Stanley Road	0	0	0	0	0	***
SEF56466	Netherton Park Pharmacy	0	0	0	0	0	20
SEF56499	Higgins Pharmacy - Crosby Road North	0	0	0	0	0	16
SEF56504	Lloyds - Crosby Rd North	0	0	0	0	0	9
SEF56507	Rowlands - Upper Aughton Rd	0	0	0	0	0	***
SEF56520	Superdrug - Eastbank Street, Southport	0	0	0	0	0	239
SEF56525	Boots - Cambridge Rd, Southport	0	0	0	0	0	***
SEF56526	Boots - Seaforth	0	0	0	0	0	12
SEF56845	Bridge Road Pharmacy, Litherland	0	0	0	0	0	22
		-	-	-	-	-	-
		-	-	-	-	-	-
		-	-	-	-	-	-
		-	-	-	-	-	-
		-	-	-	-	-	-
		-	-	-	-	-	-
		-	-	-	-	-	-
		-	-	-	-	-	-
		-	-	-	-	-	-
		-	-	-	-	-	-
		-	-	-	-	-	-
		-	-	-	-	-	-
		-	-	-	-	-	-
		-	-	-	-	-	-
		-	-	-	-	-	-
		-	-	-	-	-	-
		-	-	-	-	-	-
		-	-	-	-	-	-
SEF	Sefton Local Authority	116	34	312	19	490	949

Where clients stated that they are a parent (of children under 18)



25% All children live with the client

7% Some children live with the client


68% No children live with the client

NEEDLE & SYRINGE PROGRAMME CLIENTS ONLY - SUMMARY: BY AGENCY

NUMBER OF INDIVIDUALS SEEN BY QUARTER:

The number of needle and syringe exchange clients reported for all agencies each quarter, and the total number of individuals seen during the current year to date. The local authority figures are the total unique individuals.

IMS	Agencies	Qtr1	Qtr2	Qtr3	Qtr4	YTD
SEF10056	Independence Initiative	0	0	-	-	0
SEF10077	Ambition Sefton, Southport - MerseyCare	141	102	-	-	193
SEF10078	Ambition Sefton, Bootle - MerseyCare	19	0	-	-	19
SEF55000	Aintree Pharmacy	10	21	-	-	24
SEF55708	M L Davey Chemist, Litherland	30	31	-	-	38
SEF56448	Bispham Road Pharmacy	34	24	-	-	53
SEF56452	Boots - South Rd, Waterloo	10	13	-	-	20
SEF56453	Boots - Liverpool Rd, Corsby	***	6	-	-	9
SEF56456	Cohens - Marian Square, Netherton	46	47	-	-	66
SEF56460	Haddens Pharmacy - Litherland Rd, Bootle	82	98	-	-	129
SEF56462	Lloyds - Knowsley Rd	18	21	-	-	29
SEF56464	Lloyds - North Park	0	0	-	-	0
SEF56465	Merton Pharmacy - Stanley Road	***	0	-	-	***
SEF56466	Netherton Park Pharmacy	11	14	-	-	20
SEF56499	Higgins Pharmacy - Crosby Road North	9	8	-	-	16
SEF56504	Lloyds - Crosby Rd North	5	***	-	-	9
SEF56507	Rowlands - Upper Aughton Rd	0	***	-	-	***
SEF56520	Superdrug - Eastbank Street, Southport	173	150	-	-	239
SEF56525	Boots - Cambridge Rd, Southport	0	***	-	-	***
SEF56526	Boots - Seaforth	0	12	-	-	12
SEF56845	Bridge Road Pharmacy, Litherland	***	20	-	-	22
		-	-	-	-	-
		-	-	-	-	-
		-	-	-	-	-
		-	-	-	-	-
		-	-	-	-	-
		-	-	-	-	-
		-	-	-	-	-
		-	-	-	-	-
		-	-	-	-	-
		-	-	-	-	-
		-	-	-	-	-
		-	-	-	-	-
		-	-	-	-	-
		-	-	-	-	-
		-	-	-	-	-
		-	-	-	-	-
		-	-	-	-	-
		-	-	-	-	-
		-	-	-	-	-
		-	-	-	-	-
		-	-	-	-	-
		-	-	-	-	-
SEF	Sefton Local Authority	556	534	-	-	833



Number of individuals accessing needle and syringe exchange services in the Sefton Local Authority area this year

NEEDLE & SYRINGE PROGRAMME CLIENTS ONLY - SUMMARY: BY AGENCY

GENDER

Number of needle and syringe exchange clients by gender for the last quarter, and during the current year to date.

IMS	Agencies	Male Q	Female Q	Male YTD	Female YTD
SEF10056	Independence Initiative	0	0	0	0
SEF10077	Ambition Sefton, Southport - MerseyCare	99	***	187	6
SEF10078	Ambition Sefton, Bootle - MerseyCare	0	0	17	***
SEF55000	Aintree Pharmacy	20	***	23	***
SEF55708	M L Davey Chemist, Litherland	24	7	31	7
SEF56448	Bispham Road Pharmacy	24	0	52	***
SEF56452	Boots - South Rd, Waterloo	11	***	15	5
SEF56453	Boots - Liverpool Rd, Corsby	***	***	7	***
SEF56456	Cohens - Marian Square, Netherton	36	11	49	17
SEF56460	Haddens Pharmacy - Litherland Rd, Bootle	89	9	119	10
SEF56462	Lloyds - Knowsley Rd	18	***	25	***
SEF56464	Lloyds - North Park	0	0	0	0
SEF56465	Merton Pharmacy - Stanley Road	0	0	***	0
SEF56466	Netherton Park Pharmacy	14	0	20	0
SEF56499	Higgins Pharmacy - Crosby Road North	5	***	13	***
SEF56504	Lloyds - Crosby Rd North	***	***	7	***
SEF56507	Rowlands - Upper Aughton Rd	***	0	***	0
SEF56520	Superdrug - Eastbank Street, Southport	135	15	208	31
SEF56525	Boots - Cambridge Rd, Southport	***	0	***	0
SEF56526	Boots - Seaforth	9	***	9	***
SEF56845	Bridge Road Pharmacy, Litherland	15	5	17	5
		-	-	-	-
		-	-	-	-
		-	-	-	-
		-	-	-	-
		-	-	-	-
		-	-	-	-
		-	-	-	-
		-	-	-	-
		-	-	-	-
		-	-	-	-
		-	-	-	-
		-	-	-	-
		-	-	-	-
		-	-	-	-
SEF	Sefton Local Authority	471	63	738	95



738

Male clients this year



95

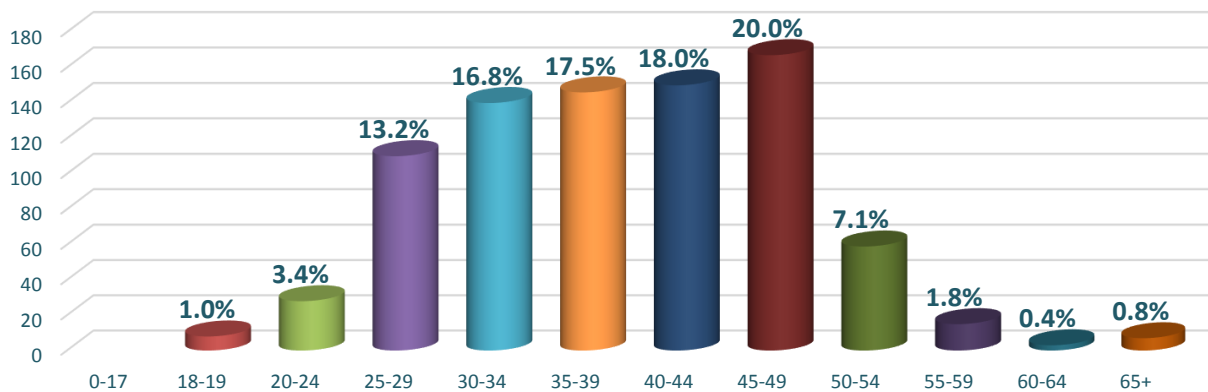
Female clients this year

NEEDLE & SYRINGE PROGRAMME CLIENTS ONLY - SUMMARY: BY AGENCY

AGE GROUPS:

Total needle and syringe exchange clients for the current year to date, shown by age group.

IMS	Agencies	0-17	18-19	20-24	25-29	30-34	35-39	40-44	45-49	50-54	55-59	60-64	65+
SEF10056	Independence Initiative	0	0	0	0	0	0	0	0	0	0	0	0
SEF10077	Ambition Sefton, Southport - MerseyCare	0	***	7	24	35	39	33	34	11	***	0	5
SEF10078	Ambition Sefton, Bootle - MerseyCare	0	0	0	***	***	***	5	6	***	***	0	0
SEF55000	Aintree Pharmacy	0	0	***	***	***	***	***	7	***	0	0	0
SEF55708	M L Davey Chemist, Litherland	0	0	0	5	***	8	***	15	5	0	0	0
SEF56448	Bispham Road Pharmacy	0	0	***	20	12	10	***	***	***	0	0	0
SEF56452	Boots - South Rd, Waterloo	0	0	***	***	***	***	10	0	0	0	0	0
SEF56453	Boots - Liverpool Rd, Corsby	0	0	***	0	***	0	***	***	0	0	***	0
SEF56456	Cohens - Marian Square, Netherton	0	***	***	6	5	6	14	21	8	***	0	0
SEF56460	Haddens Pharmacy - Litherland Rd, Bootle	0	0	0	13	21	26	25	30	11	***	***	0
SEF56462	Lloyds - Knowsley Rd	0	0	***	***	***	***	8	11	***	0	0	0
SEF56464	Lloyds - North Park	0	0	0	0	0	0	0	0	0	0	0	0
SEF56465	Merton Pharmacy - Stanley Road	0	0	0	0	***	***	0	0	0	0	0	0
SEF56466	Netherton Park Pharmacy	0	***	0	***	***	***	5	5	0	0	0	0
SEF56499	Higgins Pharmacy - Crosby Road North	0	0	***	***	6	***	0	0	***	***	0	0
SEF56504	Lloyds - Crosby Rd North	0	***	0	***	***	***	0	***	0	0	0	0
SEF56507	Rowlands - Upper Aughton Rd	0	0	0	0	0	0	***	0	0	0	0	0
SEF56520	Superdrug - Eastbank Street, Southport	0	***	9	27	46	45	50	37	15	***	***	***
SEF56525	Boots - Cambridge Rd, Southport	0	0	0	0	0	0	0	0	***	***	0	0
SEF56526	Boots - Seaforth	0	0	0	***	***	***	***	***	***	0	0	0
SEF56845	Bridge Road Pharmacy, Litherland	0	0	***	***	***	***	***	9	***	0	0	0
-	-	-	-	-	-	-	-	-	-	-	-	-	-
-	-	-	-	-	-	-	-	-	-	-	-	-	-
-	-	-	-	-	-	-	-	-	-	-	-	-	-
-	-	-	-	-	-	-	-	-	-	-	-	-	-
-	-	-	-	-	-	-	-	-	-	-	-	-	-
-	-	-	-	-	-	-	-	-	-	-	-	-	-
-	-	-	-	-	-	-	-	-	-	-	-	-	-
-	-	-	-	-	-	-	-	-	-	-	-	-	-
-	-	-	-	-	-	-	-	-	-	-	-	-	-
-	-	-	-	-	-	-	-	-	-	-	-	-	-
-	-	-	-	-	-	-	-	-	-	-	-	-	-
-	-	-	-	-	-	-	-	-	-	-	-	-	-
SEF	Sefton Local Authority	0	8	28	110	140	146	150	167	59	15	***	7

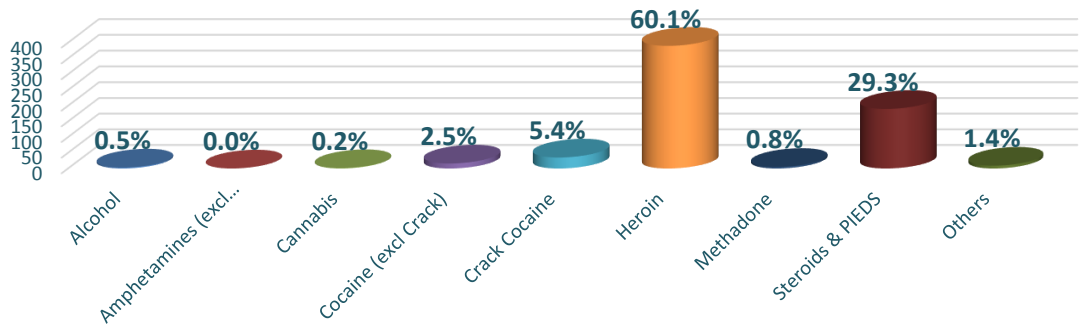


NEEDLE & SYRINGE PROGRAMME CLIENTS ONLY - SUMMARY: BY AGENCY

PRIMARY SUBSTANCE

Total needle and syringe exchange clients for the current year to date, shown by the last recorded primary substance.

IMS	Agencies	Alcohol	Amphetamines (excl Ecstasy)	Cannabis	Cocaine (excl Crack)	Crack Cocaine	Heroin	Methadone	Steroids & PIEDS	Others	Not Stated
SEF10056	Independence Initiative	0	0	0	0	0	0	0	0	0	0
SEF10077	Ambition Sefton, Southport - MerseyCare	***	0	***	***	***	43	0	60	***	82
SEF10078	Ambition Sefton, Bootle - MerseyCare	***	0	0	***	0	10	0	***	0	***
SEF55000	Aintree Pharmacy	0	0	0	0	0	11	0	10	0	***
SEF55708	M L Davey Chemist, Litherland	0	0	0	0	***	16	***	13	***	5
SEF56448	Bispham Road Pharmacy	0	0	0	0	0	0	0	0	0	53
SEF56452	Boots - South Rd, Waterloo	0	0	0	0	0	11	0	***	***	***
SEF56453	Boots - Liverpool Rd, Corsby	0	0	0	0	0	***	***	***	0	***
SEF56456	Cohens - Marian Square, Netherton	0	0	0	***	5	20	***	15	0	22
SEF56460	Haddens Pharmacy - Litherland Rd, Bootle	0	0	0	***	19	71	***	33	***	0
SEF56462	Lloyds - Knowsley Rd	0	0	0	0	***	26	0	***	0	***
SEF56464	Lloyds - North Park	0	0	0	0	0	0	0	0	0	0
SEF56465	Merton Pharmacy - Stanley Road	0	0	0	0	0	0	0	***	0	0
SEF56466	Netherton Park Pharmacy	0	0	0	0	0	0	0	8	0	12
SEF56499	Higgins Pharmacy - Crosby Road North	0	0	0	0	0	***	0	***	0	13
SEF56504	Lloyds - Crosby Rd North	0	0	0	***	0	***	0	6	0	***
SEF56507	Rowlands - Upper Aughton Rd	0	0	0	0	0	0	0	0	0	***
SEF56520	Superdrug - Eastbank Street, Southport	0	0	0	***	***	200	0	19	0	17
SEF56525	Boots - Cambridge Rd, Southport	0	0	0	0	0	***	***	0	0	0
SEF56526	Boots - Seaforth	0	0	0	0	***	***	0	9	0	0
SEF56845	Bridge Road Pharmacy, Litherland	0	0	0	***	***	8	0	***	***	0
-	-	-	-	-	-	-	-	-	-	-	-
-	-	-	-	-	-	-	-	-	-	-	-
-	-	-	-	-	-	-	-	-	-	-	-
-	-	-	-	-	-	-	-	-	-	-	-
-	-	-	-	-	-	-	-	-	-	-	-
-	-	-	-	-	-	-	-	-	-	-	-
-	-	-	-	-	-	-	-	-	-	-	-
-	-	-	-	-	-	-	-	-	-	-	-
-	-	-	-	-	-	-	-	-	-	-	-
-	-	-	-	-	-	-	-	-	-	-	-
-	-	-	-	-	-	-	-	-	-	-	-
-	-	-	-	-	-	-	-	-	-	-	-
SEF	Sefton Local Authority	***	0	***	16	35	390	5	190	9	184



* Percentages shown are of those NSP clients who had a primary substance recorded

The figure for those accessing services includes all individuals who had an intervention, an onward referral, a well being review, a health screening, or a syringe exchange transaction during the quarter.

The number of individuals shown Year to Date (YTD) is not necessarily a sum of the quarterly figures as the same individual may have presented in more than one quarter, but they will only be counted once in the YTD number. Likewise the Local Authority total is less than a sum of the agency figures where an individual has presented at multiple services during the period.

The activity summary shows the number of activities delivered by each service.

The Year to Date (YTD) activity figure is cumulative and should represent the sum of each quarterly figure, unless any retrospective changes are made to the data by the agency following their quarterly data submission.

The client review data section includes all clients who have accessed services at any time during the current year to date, and details information that is collected in the client assessment review, such as Primary Substance of use, Accommodation status, Employment Status, and Parental status.

Where the client has multiple assessments completed, only the last completed assessment has been used.

Needle and syringe programme data includes all clients who have had a needle and syringe exchange transaction or exchange return recorded at any time during the quarterly period or current year to date.

Report prepared by the PHI Monitoring Team,
Public Health Institute, Liverpool John Moores University,
Henry Cotton Building, 15-21 Webster Street, Liverpool,
L3 2ET. Tel: (0151) 231 4314.
<http://ims.ljmu.ac.uk/info>
www.twitter.com/phi_ims

