

**INTRODUCTION:**

Hello everyone. This is the second quarterly report for the 2016-17 year, including all year to date activity for period 1st April – 30th September 2016. Figures shown for previous quarters have also been updated where retrospective data has been entered.

This report illustrates the importance of your data recording to evidence the activity delivered by services within each local authority area. In addition the sections showing primary substance, accommodation, employment and parental statuses use data which is collected as part of the client assessment. Jane Webster our Data Quality Lead is now working with IMS services to improve completion rates. Jane's details are available on our contact page: <https://ims.ljmu.ac.uk/contact>

The 2015/16 IMS annual report is currently being finalised and will be available shortly with the detail for all IMS client activity recorded during 2015/16 across Cheshire and Merseyside, and cross matched activity recorded in IMS with client numbers from the National Drug Treatment monitoring System (NDTMS) and the Drug Intervention Programme.

The IMS Assessment was updated on 1st October to include new items in IMS Core Data Set 2.0. A key change is the expansion of the 'Chronic Conditions or Disability' field. Full details are available in the assessments user guide:

<https://ims.ljmu.ac.uk/PublicHealth/reference/IMS-Assessments-CDS-2-0.pdf>

Drug Related Deaths reporting has now moved into IMS, meaning that you can enter data directly into a client record. Various users can be assigned to a single client record where they had multiple partners involved in their treatment. If you would like access to the DRD module, please contact us to let us know

IMS now has a new page which brings together information relating to IMS including our annual reports, quarterly reports, and user guides. A link for the IMS info page is: <https://ims.ljmu.ac.uk/info>

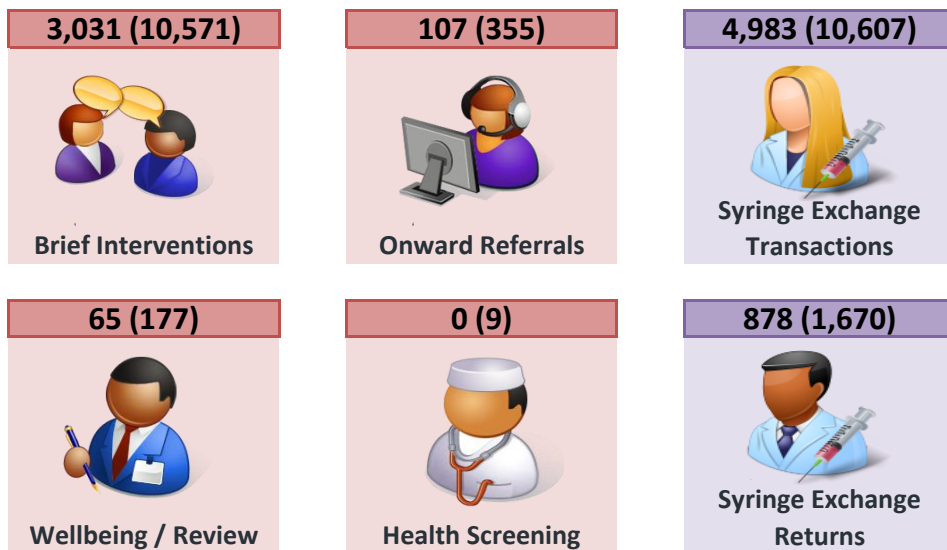
Thank you to everyone who was able to attend the formal launch of our new name as the Public Health Institute (PHI). It was great to see many of you. As always thank you for your continued support.

**ACTIVITY SUMMARY FOR: LIVERPOOL**

**Number of individuals who accessed non-structured interventions this quarter (and year to date).**



**Number of separate activities that were accessed this quarter (and year to date).**



## CLIENTS SUMMARY: BY AGENCY

### NUMBER OF INDIVIDUALS SEEN BY QUARTER:

The number of individuals reported for all agencies each quarter, and the total number of individuals seen during the current year to date. The local authority figures are the total unique individuals.

IMS	Agencies	Qtr1	Qtr2	Qtr3	Qtr4	YTD
LIV10003	Community Voice	0	55	-	-	55
LIV10005	Armistead Street	71	88	-	-	123
LIV10007	Whitechapel Centre	0	0	-	-	0
LIV10009	Action on Addiction - SHARP	202	124	-	-	286
LIV10014	Aintree Hospital	1,473	87	-	-	1,515
LIV10018	Brownlow Practice	77	86	-	-	128
LIV10020	Royal Liverpool Hospital LCAS	67	12	-	-	78
LIV10060	Transforming Choice	38	33	-	-	44
LIV10064	REST Centre	0	0	-	-	0
LIV10071	North ARC - Addaction Recovery Centre	78	108	-	-	156
LIV10072	Central ARC - Addaction Recovery Centre	59	59	-	-	95
LIV10073	South ARC - Addaction Recovery Centre	***	0	-	-	***
LIV58343	Belle Vale Pharmacy	19	19	-	-	29
LIV58350	Boots - Long Lane	8	11	-	-	16
LIV58351	Boots - Boaler St	0	207	-	-	207
LIV58353	Boots - London Rd	743	243	-	-	889
LIV58394	Lloyds - Prospect Point	814	806	-	-	1,395
LIV58398	Lloyds - West Derby Road	148	144	-	-	238
LIV58403	Lloyds - Muirhead Ave East	43	39	-	-	73
LIV58406	Lloyds - Townsend Lane	259	267	-	-	448
LIV58409	Lloyds - St Oswald St	98	159	-	-	234
LIV58415	Melwood Pharmacy, Deysbrook Lane	9	10	-	-	15
LIV58416	Norman Pharmacy, Walton Rd	300	324	-	-	539
LIV58421	Rowlands - Speke Health Centre	48	19	-	-	57
LIV58422	Rowlands - Somerfield, Garston	108	81	-	-	149
LIV58437	Rowlands - Lodge Lane	96	94	-	-	138
LIV58574	Riverside Pharmacy	23	12	-	-	28
		-	-	-	-	-
		-	-	-	-	-
		-	-	-	-	-
		-	-	-	-	-
		-	-	-	-	-
		-	-	-	-	-
LIV	Liverpool Local Authority	4,430	2,807	-	-	6,316



**6,316**

Number of individuals accessing services in the Liverpool Local Authority area this year

## CLIENTS SUMMARY: BY AGENCY

### GENDER:

Number of individuals by gender for the last quarter, and during the current year to date.

IMS	Agencies	Male Q	Female Q	Male YTD	Female YTD
LIV10003	Community Voice	41	14	41	14
LIV10005	Armistead Street	0	88	***	122
LIV10007	Whitechapel Centre	0	0	0	0
LIV10009	Action on Addiction - SHARP	59	65	151	135
LIV10014	Aintree Hospital	59	28	1,018	497
LIV10018	Brownlow Practice	60	26	89	39
LIV10020	Royal Liverpool Hospital LCAS	9	***	53	25
LIV10060	Transforming Choice	21	12	29	15
LIV10064	REST Centre	0	0	0	0
LIV10071	North ARC - Addaction Recovery Centre	101	7	144	12
LIV10072	Central ARC - Addaction Recovery Centre	54	5	84	11
LIV10073	South ARC - Addaction Recovery Centre	0	0	***	***
LIV58343	Belle Vale Pharmacy	17	***	27	***
LIV58350	Boots - Long Lane	10	***	15	***
LIV58351	Boots - Boaler St	181	26	181	26
LIV58353	Boots - London Rd	215	28	781	108
LIV58394	Lloyds - Prospect Point	698	108	1,230	165
LIV58398	Lloyds - West Derby Road	120	24	198	40
LIV58403	Lloyds - Muirhead Ave East	35	***	67	6
LIV58406	Lloyds - Townsend Lane	237	30	399	49
LIV58409	Lloyds - St Oswald St	144	15	210	24
LIV58415	Melwood Pharmacy, Deysbrook Lane	10	0	14	***
LIV58416	Norman Pharmacy, Walton Rd	254	70	437	102
LIV58421	Rowlands - Speke Health Centre	17	***	51	6
LIV58422	Rowlands - Somerfield, Garston	78	***	145	***
LIV58437	Rowlands - Lodge Lane	82	12	123	15
LIV58574	Riverside Pharmacy	11	***	25	***
		-	-	-	-
		-	-	-	-
		-	-	-	-
		-	-	-	-
		-	-	-	-
		-	-	-	-
LIV	Liverpool Local Authority	2,269	538	4,999	1,317



**4,999**

Male clients this year



**1,317**

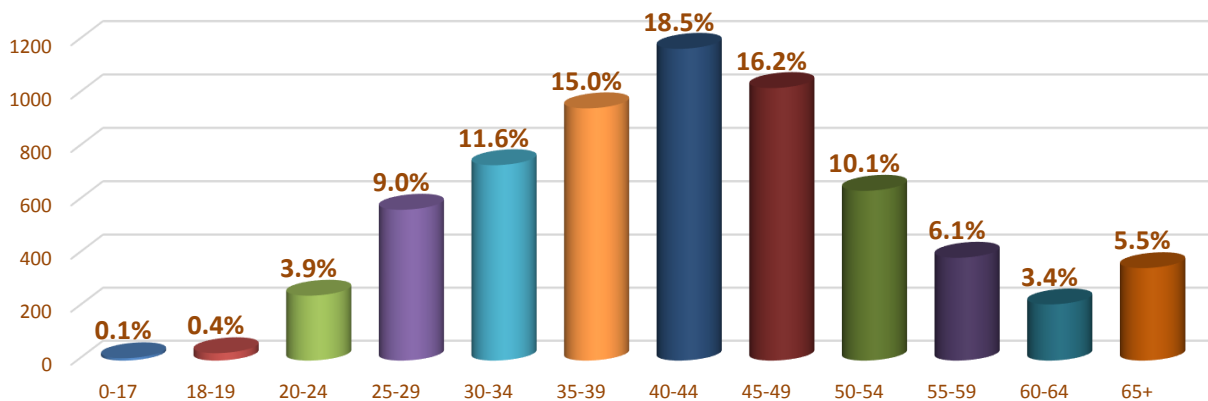
Female clients this year

**CLIENTS SUMMARY: BY AGENCY**

**AGE GROUPS:**

Total individuals for the current year to date, shown by age group.

IMS	Agencies	0-17	18-19	20-24	25-29	30-34	35-39	40-44	45-49	50-54	55-59	60-64	65+
LIV10003	Community Voice	0	0	0	***	***	***	7	9	18	7	***	***
LIV10005	Armistead Street	***	***	16	13	21	26	10	11	5	***	0	17
LIV10007	Whitechapel Centre	0	0	0	0	0	0	0	0	0	0	0	0
LIV10009	Action on Addiction - SHARP	0	0	***	24	42	60	41	66	21	14	8	6
LIV10014	Aintree Hospital	***	8	14	44	78	119	183	244	206	217	137	264
LIV10018	Brownlow Practice	0	***	***	***	9	20	28	19	18	15	9	***
LIV10020	Royal Liverpool Hospital LCAS	0	0	***	***	6	9	11	9	9	9	9	13
LIV10060	Transforming Choice	0	0	0	***	5	***	8	9	7	5	***	***
LIV10064	REST Centre	0	0	0	0	0	0	0	0	0	0	0	0
LIV10071	North ARC - Addaction Recovery Centre	0	0	11	24	28	30	22	22	13	***	***	0
LIV10072	Central ARC - Addaction Recovery Centre	0	0	***	7	11	20	16	15	8	8	5	***
LIV10073	South ARC - Addaction Recovery Centre	0	0	0	0	0	***	***	0	0	0	0	0
LIV58343	Belle Vale Pharmacy	0	0	***	***	5	9	***	***	***	***	0	0
LIV58350	Boots - Long Lane	0	0	***	***	***	0	6	***	***	0	0	0
LIV58351	Boots - Boaler St	0	0	5	15	19	38	42	46	30	9	***	***
LIV58353	Boots - London Rd	0	***	69	114	148	192	159	116	61	19	6	***
LIV58394	Lloyds - Prospect Point	***	7	56	151	197	252	327	225	113	37	9	18
LIV58398	Lloyds - West Derby Road	0	0	***	17	29	41	60	62	19	6	0	***
LIV58403	Lloyds - Muirhead Ave East	0	***	***	7	13	15	13	11	6	***	***	0
LIV58406	Lloyds - Townsend Lane	***	***	17	42	35	77	113	94	50	18	0	0
LIV58409	Lloyds - St Oswald St	0	0	10	28	28	34	42	49	24	6	6	7
LIV58415	Melwood Pharmacy, Deysbrook Lane	0	0	***	0	0	***	7	***	***	0	0	0
LIV58416	Norman Pharmacy, Walton Rd	***	***	9	36	59	57	178	92	58	22	14	10
LIV58421	Rowlands - Speke Health Centre	0	***	***	9	21	9	7	***	***	***	0	0
LIV58422	Rowlands - Somerfield, Garston	0	0	17	38	39	19	17	16	***	***	0	0
LIV58437	Rowlands - Lodge Lane	***	***	8	18	12	22	29	18	19	6	***	***
LIV58574	Riverside Pharmacy	0	0	0	0	***	***	6	8	6	***	0	0
-	-	-	-	-	-	-	-	-	-	-	-	-	-
-	-	-	-	-	-	-	-	-	-	-	-	-	-
-	-	-	-	-	-	-	-	-	-	-	-	-	-
-	-	-	-	-	-	-	-	-	-	-	-	-	-
-	-	-	-	-	-	-	-	-	-	-	-	-	-
-	-	-	-	-	-	-	-	-	-	-	-	-	-
LIV	Liverpool Local Authority	9	28	245	568	735	948	1,171	1,024	639	388	212	349



## ACTIVITY SUMMARY: BY AGENCY

Total activity by type delivered by each agency quarterly and as a total for the current year to date.

IMS	Interventions					Referrals					Syringe Exchange Transactions				
	Qtr1	Qtr2	Qtr3	Qtr4	YTD	Qtr1	Qtr2	Qtr3	Qtr4	YTD	Qtr1	Qtr2	Qtr3	Qtr4	YTD
LIV10003	0	88	-	-	88	0	0	-	-	0	0	0	-	-	0
LIV10005	199	223	-	-	422	***	***	-	-	***	0	0	-	-	0
LIV10007	0	0	-	-	0	0	0	-	-	0	0	0	-	-	0
LIV10009	1,408	905	-	-	2,313	101	65	-	-	166	0	0	-	-	0
LIV10014	452	24	-	-	476	85	9	-	-	94	0	0	-	-	0
LIV10018	210	185	-	-	395	23	14	-	-	37	0	0	-	-	0
LIV10020	35	12	-	-	47	6	***	-	-	8	0	0	-	-	0
LIV10060	4,979	1,378	-	-	6,357	9	0	-	-	9	0	0	-	-	0
LIV10064	0	0	-	-	0	0	0	-	-	0	0	0	-	-	0
LIV10071	121	134	-	-	255	14	7	-	-	21	87	143	-	-	230
LIV10072	129	82	-	-	211	8	8	-	-	16	54	63	-	-	117
LIV10073	7	0	-	-	7	***	0	-	-	***	0	0	-	-	0
LIV58343	0	0	-	-	0	0	0	-	-	0	55	36	-	-	91
LIV58350	0	0	-	-	0	0	0	-	-	0	17	27	-	-	44
LIV58351	0	0	-	-	0	0	0	-	-	0	0	404	-	-	404
LIV58353	0	0	-	-	0	0	0	-	-	0	1,274	335	-	-	1,609
LIV58394	0	0	-	-	0	0	0	-	-	0	1,452	1,442	-	-	2,894
LIV58398	0	0	-	-	0	0	0	-	-	0	382	368	-	-	750
LIV58403	0	0	-	-	0	0	0	-	-	0	62	59	-	-	121
LIV58406	0	0	-	-	0	0	0	-	-	0	692	676	-	-	1,368
LIV58409	0	0	-	-	0	0	0	-	-	0	265	258	-	-	523
LIV58415	0	0	-	-	0	0	0	-	-	0	46	45	-	-	91
LIV58416	0	0	-	-	0	0	0	-	-	0	568	674	-	-	1,242
LIV58421	0	0	-	-	0	0	0	-	-	0	103	36	-	-	139
LIV58422	0	0	-	-	0	0	0	-	-	0	188	129	-	-	317
LIV58437	0	0	-	-	0	0	0	-	-	0	307	249	-	-	556
LIV58574	0	0	-	-	0	0	0	-	-	0	72	39	-	-	111
-	-	-	-	-	-	-	-	-	-	-	-	-	-	-	-
-	-	-	-	-	-	-	-	-	-	-	-	-	-	-	-
-	-	-	-	-	-	-	-	-	-	-	-	-	-	-	-
-	-	-	-	-	-	-	-	-	-	-	-	-	-	-	-
-	-	-	-	-	-	-	-	-	-	-	-	-	-	-	-
-	-	-	-	-	-	-	-	-	-	-	-	-	-	-	-
LIV	7,540	3,031	0	0	10,571	248	107	0	0	355	5,624	4,983	0	0	10,607



**10,571**


Number of brief interventions delivered to clients in the Liverpool Local Authority area this year

That equates to an average of 1.67 interventions per person

## ACTIVITY SUMMARY: BY AGENCY

Total activity by type delivered by each agency quarterly and as a total for the current year to date.

IMS	Wellbeing/Reviews					Health Screenings					Syringe Exchange Returns				
	Qtr1	Qtr2	Qtr3	Qtr4	YTD	Qtr1	Qtr2	Qtr3	Qtr4	YTD	Qtr1	Qtr2	Qtr3	Qtr4	YTD
LIV10003	0	25	-	-	25	0	0	-	-	0	0	0	-	-	0
LIV10005	0	0	-	-	0	0	0	-	-	0	0	0	-	-	0
LIV10007	0	0	-	-	0	0	0	-	-	0	0	0	-	-	0
LIV10009	48	22	-	-	70	0	0	-	-	0	0	0	-	-	0
LIV10014	0	0	-	-	0	0	0	-	-	0	0	0	-	-	0
LIV10018	0	0	-	-	0	0	0	-	-	0	0	0	-	-	0
LIV10020	0	0	-	-	0	0	0	-	-	0	0	0	-	-	0
LIV10060	36	0	-	-	36	0	0	-	-	0	0	0	-	-	0
LIV10064	0	0	-	-	0	0	0	-	-	0	0	0	-	-	0
LIV10071	12	10	-	-	22	0	0	-	-	0	24	79	-	-	103
LIV10072	15	8	-	-	23	9	0	-	-	9	21	34	-	-	55
LIV10073	***	0	-	-	***	0	0	-	-	0	0	0	-	-	0
LIV58343	0	0	-	-	0	0	0	-	-	0	***	0	-	-	***
LIV58350	0	0	-	-	0	0	0	-	-	0	0	***	-	-	***
LIV58351	0	0	-	-	0	0	0	-	-	0	0	59	-	-	59
LIV58353	0	0	-	-	0	0	0	-	-	0	186	57	-	-	243
LIV58394	0	0	-	-	0	0	0	-	-	0	90	134	-	-	224
LIV58398	0	0	-	-	0	0	0	-	-	0	36	70	-	-	106
LIV58403	0	0	-	-	0	0	0	-	-	0	25	26	-	-	51
LIV58406	0	0	-	-	0	0	0	-	-	0	67	66	-	-	133
LIV58409	0	0	-	-	0	0	0	-	-	0	49	87	-	-	136
LIV58415	0	0	-	-	0	0	0	-	-	0	10	***	-	-	14
LIV58416	0	0	-	-	0	0	0	-	-	0	143	180	-	-	323
LIV58421	0	0	-	-	0	0	0	-	-	0	73	30	-	-	103
LIV58422	0	0	-	-	0	0	0	-	-	0	14	14	-	-	28
LIV58437	0	0	-	-	0	0	0	-	-	0	39	32	-	-	71
LIV58574	0	0	-	-	0	0	0	-	-	0	13	***	-	-	15
-	-	-	-	-	-	-	-	-	-	-	-	-	-	-	-
-	-	-	-	-	-	-	-	-	-	-	-	-	-	-	-
-	-	-	-	-	-	-	-	-	-	-	-	-	-	-	-
-	-	-	-	-	-	-	-	-	-	-	-	-	-	-	-
-	-	-	-	-	-	-	-	-	-	-	-	-	-	-	-
-	-	-	-	-	-	-	-	-	-	-	-	-	-	-	-
LIV	112	65	0	0	177	9	0	0	0	9	792	878	0	0	1,670



**10,607**

Number of syringe exchange transactions by clients in the Liverpool Local Authority area this year

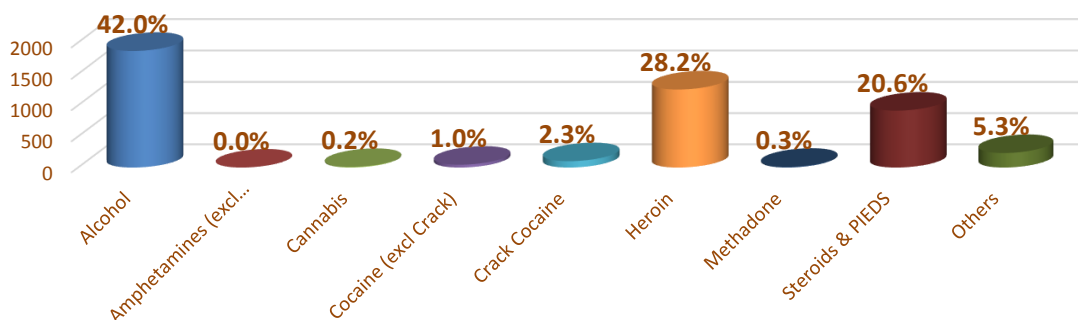
There were 1,670 equipment returns were recorded  
A ratio of 1 return to every 6.35 syringe exchange visits

CLIENT REVIEW DATA: BY AGENCY

PRIMARY SUBSTANCE:

Total individuals for the current year to date, shown by the last recorded primary substance.

IMS	Agencies	Alcohol	Amphetamines (excl Ecstasy)	Cannabis	Cocaine (excl Crack)	Crack Cocaine	Heroin	Methadone	Steroids & PIEDS	Others	Not Stated
LIV10003	Community Voice	20	0	***	***	0	21	***	0	***	5
LIV10005	Armistead Street	***	0	0	0	7	17	***	0	***	93
LIV10007	Whitechapel Centre	0	0	0	0	0	0	0	0	0	0
LIV10009	Action on Addiction - SHARP	199	0	***	40	14	18	7	0	***	***
LIV10014	Aintree Hospital	1,457	0	***	0	0	***	0	0	0	56
LIV10018	Brownlow Practice	65	0	0	0	0	0	0	0	0	63
LIV10020	Royal Liverpool Hospital LCAS	76	0	0	0	0	0	0	0	***	***
LIV10060	Transforming Choice	42	0	0	0	0	0	0	0	0	***
LIV10064	REST Centre	0	0	0	0	0	0	0	0	0	0
LIV10071	North ARC - Addaction Recovery Centre	23	0	***	0	***	26	***	40	8	51
LIV10072	Central ARC - Addaction Recovery Centre	19	0	***	***	***	18	***	37	***	11
LIV10073	South ARC - Addaction Recovery Centre	***	0	0	0	0	0	0	0	0	0
LIV58343	Belle Vale Pharmacy	0	0	0	0	***	15	0	12	0	***
LIV58350	Boots - Long Lane	0	0	0	0	0	***	0	***	0	10
LIV58351	Boots - Boaler St	0	0	0	0	0	***	0	***	0	205
LIV58353	Boots - London Rd	0	0	0	0	10	213	0	233	18	415
LIV58394	Lloyds - Prospect Point	0	0	0	0	26	603	0	219	49	498
LIV58398	Lloyds - West Derby Road	0	0	0	0	15	74	0	22	16	111
LIV58403	Lloyds - Muirhead Ave East	0	0	0	0	***	28	0	20	***	19
LIV58406	Lloyds - Townsend Lane	0	0	0	0	***	27	0	12	104	304
LIV58409	Lloyds - St Oswald St	0	0	0	0	***	100	0	96	5	29
LIV58415	Melwood Pharmacy, Deysbrook Lane	0	0	0	0	0	6	0	6	***	***
LIV58416	Norman Pharmacy, Walton Rd	0	0	0	0	12	129	0	46	17	335
LIV58421	Rowlands - Speke Health Centre	0	0	0	0	***	15	0	23	***	16
LIV58422	Rowlands - Somerfield, Garston	0	0	0	0	0	5	0	135	0	9
LIV58437	Rowlands - Lodge Lane	0	0	0	0	***	68	0	21	5	43
LIV58574	Riverside Pharmacy	0	0	0	0	0	5	0	***	0	22
		-	-	-	-	-	-	-	-	-	-
		-	-	-	-	-	-	-	-	-	-
		-	-	-	-	-	-	-	-	-	-
		-	-	-	-	-	-	-	-	-	-
		-	-	-	-	-	-	-	-	-	-
		-	-	-	-	-	-	-	-	-	-
LIV	Liverpool Local Authority	1,866	0	10	46	102	1,253	13	915	234	1,877



\* Percentages shown are of those clients who had a primary substance recorded

**CLIENT REVIEW DATA: BY AGENCY**

**ACCOMMODATION NEED:**

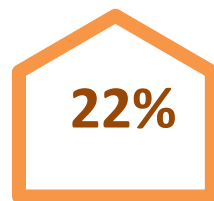
Total individuals for the current year to date, shown by the last recorded accommodation status.

IMS	Agencies	NFA - urgent			
		housing problem	Housing problem	No housing problem	Not Known
LIV10003	Community Voice	***	5	42	6
LIV10005	Armistead Street	9	6	9	99
LIV10007	Whitechapel Centre	0	0	0	0
LIV10009	Action on Addiction - SHARP	0	0	0	286
LIV10014	Aintree Hospital	***	0	10	1,504
LIV10018	Brownlow Practice	8	30	11	79
LIV10020	Royal Liverpool Hospital LCAS	***	***	39	32
LIV10060	Transforming Choice	8	28	6	***
LIV10064	REST Centre	0	0	0	0
LIV10071	North ARC - Addaction Recovery Centre	***	12	86	56
LIV10072	Central ARC - Addaction Recovery Centre	***	8	57	26
LIV10073	South ARC - Addaction Recovery Centre	0	0	***	0
LIV58343	Belle Vale Pharmacy	0	0	0	29
LIV58350	Boots - Long Lane	0	0	0	16
LIV58351	Boots - Boaler St	0	0	0	207
LIV58353	Boots - London Rd	23	0	0	866
LIV58394	Lloyds - Prospect Point	12	***	0	1,381
LIV58398	Lloyds - West Derby Road	0	0	0	238
LIV58403	Lloyds - Muirhead Ave East	0	0	0	73
LIV58406	Lloyds - Townsend Lane	0	0	0	448
LIV58409	Lloyds - St Oswald St	0	0	0	234
LIV58415	Melwood Pharmacy, Deysbrook Lane	0	0	0	15
LIV58416	Norman Pharmacy, Walton Rd	0	0	0	539
LIV58421	Rowlands - Speke Health Centre	0	0	0	57
LIV58422	Rowlands - Somerfield, Garston	0	0	0	149
LIV58437	Rowlands - Lodge Lane	0	0	0	138
LIV58574	Riverside Pharmacy	0	0	0	28
		-	-	-	-
		-	-	-	-
		-	-	-	-
		-	-	-	-
		-	-	-	-
		-	-	-	-
LIV	Liverpool Local Authority	70	92	258	5,896

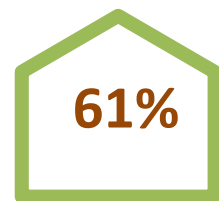
For those clients where an accommodation status was recorded:



NFA - urgent housing problem



Housing problem



No housing problem

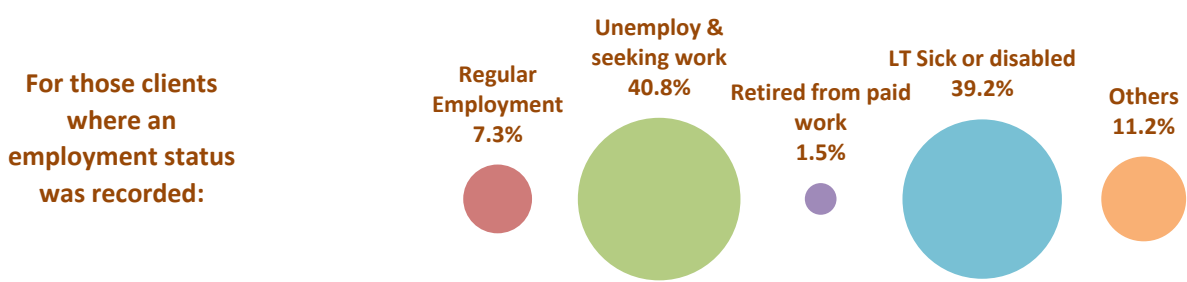


**CLIENT REVIEW DATA: BY AGENCY**

**EMPLOYMENT STATUS:**

Total individuals for the current year to date, shown by the last recorded employment status.

IMS	Agencies	Pupil / Student	Regular Employment	Unemploy & seeking work	Retired from paid work	LT Sick or disabled	Others	Not Known
LIV10003	Community Voice	***	0	11	***	31	***	6
LIV10005	Armistead Street	0	0	5	0	9	***	106
LIV10007	Whitechapel Centre	0	0	0	0	0	0	0
LIV10009	Action on Addiction - SHARP	0	0	0	0	0	0	286
LIV10014	Aintree Hospital	0	0	0	0	0	0	1,515
LIV10018	Brownlow Practice	0	0	34	0	0	13	81
LIV10020	Royal Liverpool Hospital LCA	0	0	***	0	0	0	75
LIV10060	Transforming Choice	0	0	0	0	41	***	***
LIV10064	REST Centre	0	0	0	0	0	0	0
LIV10071	North ARC - Addaction Reco	0	15	31	0	14	8	88
LIV10072	Central ARC - Addaction Rec	0	***	23	***	9	***	57
LIV10073	South ARC - Addaction Reco	0	0	***	0	0	***	0
LIV58343	Belle Vale Pharmacy	0	0	0	0	0	0	29
LIV58350	Boots - Long Lane	0	0	0	0	0	0	16
LIV58351	Boots - Boaler St	0	0	0	0	0	0	207
LIV58353	Boots - London Rd	0	0	0	0	0	0	889
LIV58394	Lloyds - Prospect Point	0	0	0	0	0	0	1,395
LIV58398	Lloyds - West Derby Road	0	0	0	0	0	0	238
LIV58403	Lloyds - Muirhead Ave East	0	0	0	0	0	0	73
LIV58406	Lloyds - Townsend Lane	0	0	0	0	0	0	448
LIV58409	Lloyds - St Oswald St	0	0	0	0	0	0	234
LIV58415	Melwood Pharmacy, Deysbr	0	0	0	0	0	0	15
LIV58416	Norman Pharmacy, Walton I	0	0	0	0	0	0	539
LIV58421	Rowlands - Speke Health Ce	0	0	0	0	0	0	57
LIV58422	Rowlands - Somerfield, Gars	0	0	0	0	0	0	149
LIV58437	Rowlands - Lodge Lane	0	0	0	0	0	0	138
LIV58574	Riverside Pharmacy	0	0	0	0	0	0	28
		-	-	-	-	-	-	-
		-	-	-	-	-	-	-
		-	-	-	-	-	-	-
		-	-	-	-	-	-	-
		-	-	-	-	-	-	-
		-	-	-	-	-	-	-
LIV	Liverpool Local Authority	0	19	106	***	102	29	6,056



## CLIENT REVIEW DATA: BY AGENCY

### PARENTAL STATUS:

Total individuals for the current year to date, shown by the last recorded parental status.

IMS	Agencies	All the children live with client	Some of the children live with client	None of the children live with client	Client declined to answer	Not a parent	Not Known
LIV10003	Community Voice	***	0	22	***	23	6
LIV10005	Armistead Street	***	***	14	***	***	101
LIV10007	Whitechapel Centre	0	0	0	0	0	0
LIV10009	Action on Addiction - SHARP	0	0	0	0	0	286
LIV10014	Aintree Hospital	0	0	0	***	0	1,514
LIV10018	Brownlow Practice	0	0	33	***	12	81
LIV10020	Royal Liverpool Hospital LCAS	0	0	0	0	0	78
LIV10060	Transforming Choice	0	0	16	6	17	5
LIV10064	REST Centre	0	0	0	0	0	0
LIV10071	North ARC - Addaction Recovery Centre	5	***	21	***	27	98
LIV10072	Central ARC - Addaction Recovery Centre	***	***	5	***	26	59
LIV10073	South ARC - Addaction Recovery Centre	0	0	0	0	***	0
LIV58343	Belle Vale Pharmacy	0	0	0	0	0	29
LIV58350	Boots - Long Lane	0	0	0	0	0	16
LIV58351	Boots - Boaler St	0	0	0	0	0	207
LIV58353	Boots - London Rd	0	0	0	0	0	889
LIV58394	Lloyds - Prospect Point	0	0	0	0	0	1,395
LIV58398	Lloyds - West Derby Road	0	0	0	0	0	238
LIV58403	Lloyds - Muirhead Ave East	0	0	0	0	0	73
LIV58406	Lloyds - Townsend Lane	0	0	0	0	0	448
LIV58409	Lloyds - St Oswald St	0	0	0	0	0	234
LIV58415	Melwood Pharmacy, Deysbrook Lane	0	0	0	0	0	15
LIV58416	Norman Pharmacy, Walton Rd	0	0	0	0	0	539
LIV58421	Rowlands - Speke Health Centre	0	0	0	0	0	57
LIV58422	Rowlands - Somerfield, Garston	0	0	0	0	0	149
LIV58437	Rowlands - Lodge Lane	0	0	0	0	0	138
LIV58574	Riverside Pharmacy	0	0	0	0	0	28
-	-	-	-	-	-	-	-
-	-	-	-	-	-	-	-
-	-	-	-	-	-	-	-
-	-	-	-	-	-	-	-
-	-	-	-	-	-	-	-
LIV	Liverpool Local Authority	13	***	109	16	106	6,068

### Where clients stated that they are a parent (of children under 18)



**10%** All children live with the client

**3%** Some children live with the client

**87%** No children live with the client

## NEEDLE & SYRINGE PROGRAMME CLIENTS ONLY - SUMMARY: BY AGENCY

### NUMBER OF INDIVIDUALS SEEN BY QUARTER:

The number of needle and syringe exchange clients reported for all agencies each quarter, and the total number of individuals seen during the current year to date. The local authority figures are the total unique individuals.

IMS	Agencies	Qtr1	Qtr2	Qtr3	Qtr4	YTD
LIV10003	Community Voice	0	0	-	-	0
LIV10005	Armistead Street	0	0	-	-	0
LIV10007	Whitechapel Centre	0	0	-	-	0
LIV10009	Action on Addiction - SHARP	0	0	-	-	0
LIV10014	Aintree Hospital	0	0	-	-	0
LIV10018	Brownlow Practice	0	0	-	-	0
LIV10020	Royal Liverpool Hospital LCAS	0	0	-	-	0
LIV10060	Transforming Choice	0	0	-	-	0
LIV10064	REST Centre	0	0	-	-	0
LIV10071	North ARC - Addaction Recovery Centre	37	83	-	-	104
LIV10072	Central ARC - Addaction Recovery Centre	34	44	-	-	63
LIV10073	South ARC - Addaction Recovery Centre	0	0	-	-	0
LIV58343	Belle Vale Pharmacy	19	19	-	-	29
LIV58350	Boots - Long Lane	8	11	-	-	16
LIV58351	Boots - Boaler St	0	207	-	-	207
LIV58353	Boots Pharmacy	743	243	-	-	889
LIV58394	Lloyds - Prospect Point	814	806	-	-	1,395
LIV58398	Lloyds - West Derby Road	148	144	-	-	238
LIV58403	Lloyds - Muirhead Ave East	43	39	-	-	73
LIV58406	Lloyds - Townsend Lane	259	267	-	-	448
LIV58409	Lloyds - St Oswald St	98	159	-	-	234
LIV58415	Melwood Pharmacy, Deysbrook Lane	9	10	-	-	15
LIV58416	Norman Pharmacy, Walton Rd	300	324	-	-	539
LIV58421	Rowlands - Speke Health Centre	48	19	-	-	57
LIV58422	Rowlands - Somerfield, Garston	108	81	-	-	149
LIV58437	Rowlands - Lodge Lane	96	94	-	-	138
LIV58574	Riverside Pharmacy	23	12	-	-	28
		-	-	-	-	-
		-	-	-	-	-
		-	-	-	-	-
		-	-	-	-	-
		-	-	-	-	-
		-	-	-	-	-
LIV	Liverpool Local Authority	2,510	2,321	-	-	4,127




Number of individuals accessing needle and syringe exchange services in the Liverpool Local Authority area this year

NEEDLE & SYRINGE PROGRAMME CLIENTS ONLY - SUMMARY: BY AGENCY

GENDER

Number of needle and syringe exchange clients by gender for the last quarter, and during the current year to date.

IMS	Agencies	Male Q	Female Q	Male YTD	Female YTD
LIV10003	Community Voice	0	0	0	0
LIV10005	Armistead Street	0	0	0	0
LIV10007	Whitechapel Centre	0	0	0	0
LIV10009	Action on Addiction - SHARP	0	0	0	0
LIV10014	Aintree Hospital	0	0	0	0
LIV10018	Brownlow Practice	0	0	0	0
LIV10020	Royal Liverpool Hospital LCAS	0	0	0	0
LIV10060	Transforming Choice	0	0	0	0
LIV10064	REST Centre	0	0	0	0
LIV10071	North ARC - Addaction Recovery Centre	79	***	100	***
LIV10072	Central ARC - Addaction Recovery Centre	43	***	61	***
LIV10073	South ARC - Addaction Recovery Centre	0	0	0	0
LIV58343	Belle Vale Pharmacy	17	***	27	***
LIV58350	Boots - Long Lane	10	***	15	***
LIV58351	Boots - Boaler St	181	26	181	26
LIV58353	Boots Pharmacy	215	28	781	108
LIV58394	Lloyds - Prospect Point	698	108	1,230	165
LIV58398	Lloyds - West Derby Road	120	24	198	40
LIV58403	Lloyds - Muirhead Ave East	35	***	67	6
LIV58406	Lloyds - Townsend Lane	237	30	399	49
LIV58409	Lloyds - St Oswald St	144	15	210	24
LIV58415	Melwood Pharmacy, Deysbrook Lane	10	0	14	***
LIV58416	Norman Pharmacy, Walton Rd	254	70	437	102
LIV58421	Rowlands - Speke Health Centre	17	***	51	6
LIV58422	Rowlands - Somerfield, Garston	78	***	145	***
LIV58437	Rowlands - Lodge Lane	82	12	123	15
LIV58574	Riverside Pharmacy	11	***	25	***
		-	-	-	-
		-	-	-	-
		-	-	-	-
		-	-	-	-
		-	-	-	-
		-	-	-	-
LIV	Liverpool Local Authority	2,013	308	3,631	496

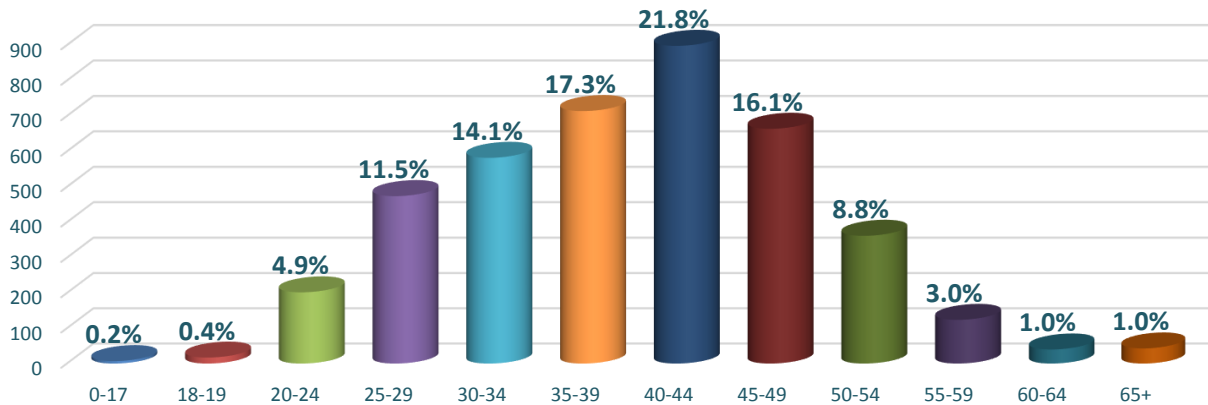


NEEDLE & SYRINGE PROGRAMME CLIENTS ONLY - SUMMARY: BY AGENCY

AGE GROUPS:

Total needle and syringe exchange clients for the current year to date, shown by age group.

IMS	Agencies	0-17	18-19	20-24	25-29	30-34	35-39	40-44	45-49	50-54	55-59	60-64	65+
LIV10003	Community Voice	0	0	0	0	0	0	0	0	0	0	0	0
LIV10005	Armistead Street	0	0	0	0	0	0	0	0	0	0	0	0
LIV10007	Whitechapel Centre	0	0	0	0	0	0	0	0	0	0	0	0
LIV10009	Action on Addiction - SHARP	0	0	0	0	0	0	0	0	0	0	0	0
LIV10014	Aintree Hospital	0	0	0	0	0	0	0	0	0	0	0	0
LIV10018	Brownlow Practice	0	0	0	0	0	0	0	0	0	0	0	0
LIV10020	Royal Liverpool Hospital LCAS	0	0	0	0	0	0	0	0	0	0	0	0
LIV10060	Transforming Choice	0	0	0	0	0	0	0	0	0	0	0	0
LIV10064	REST Centre	0	0	0	0	0	0	0	0	0	0	0	0
LIV10071	North ARC - Addaction Recovery Centre	0	0	7	18	23	24	16	7	5	***	***	0
LIV10072	Central ARC - Addaction Recovery Centre	0	0	***	6	10	14	10	10	***	***	***	***
LIV10073	South ARC - Addaction Recovery Centre	0	0	0	0	0	0	0	0	0	0	0	0
LIV58343	Belle Vale Pharmacy	0	0	***	***	5	9	***	***	***	***	0	0
LIV58350	Boots - Long Lane	0	0	***	***	***	0	6	***	***	0	0	0
LIV58351	Boots - Boaler St	0	0	5	15	19	38	42	46	30	9	***	***
LIV58353	Boots Pharmacy	0	***	69	114	148	192	159	116	61	19	6	***
LIV58394	Lloyds - Prospect Point	***	7	56	151	197	252	327	225	113	37	9	18
LIV58398	Lloyds - West Derby Road	0	0	***	17	29	41	60	62	19	6	0	***
LIV58403	Lloyds - Muirhead Ave East	0	***	***	7	13	15	13	11	6	***	***	0
LIV58406	Lloyds - Townsend Lane	***	***	17	42	35	77	113	94	50	18	0	0
LIV58409	Lloyds - St Oswald St	0	0	10	28	28	34	42	49	24	6	6	7
LIV58415	Melwood Pharmacy, Deysbrook Lane	0	0	***	0	0	***	7	***	***	0	0	0
LIV58416	Norman Pharmacy, Walton Rd	***	***	9	36	59	57	178	92	58	22	14	10
LIV58421	Rowlands - Speke Health Centre	0	***	***	9	21	9	7	***	***	***	0	0
LIV58422	Rowlands - Somerfield, Garston	0	0	17	38	39	19	17	16	***	***	0	0
LIV58437	Rowlands - Lodge Lane	***	***	8	18	12	22	29	18	19	6	***	***
LIV58574	Riverside Pharmacy	0	0	0	0	***	***	6	8	6	***	0	0
-	-	-	-	-	-	-	-	-	-	-	-	-	-
-	-	-	-	-	-	-	-	-	-	-	-	-	-
-	-	-	-	-	-	-	-	-	-	-	-	-	-
-	-	-	-	-	-	-	-	-	-	-	-	-	-
-	-	-	-	-	-	-	-	-	-	-	-	-	-
LIV	Liverpool Local Authority	7	17	202	474	582	714	898	664	362	124	40	43

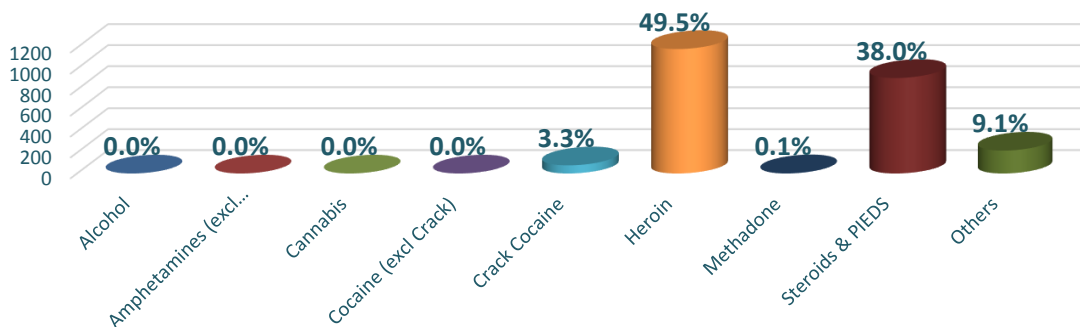


NEEDLE & SYRINGE PROGRAMME CLIENTS ONLY - SUMMARY: BY AGENCY

PRIMARY SUBSTANCE

Total needle and syringe exchange clients for the current year to date, shown by the last recorded primary substance.

IMS	Agencies	Alcohol	Amphetamines (excl Ecstasy)	Cannabis	Cocaine (excl Crack)	Crack Cocaine	Heroin	Methadone	Steroids & PIEDS	Others	Not Stated
LIV10003	Community Voice	0	0	0	0	0	0	0	0	0	0
LIV10005	Armistead Street	0	0	0	0	0	0	0	0	0	0
LIV10007	Whitechapel Centre	0	0	0	0	0	0	0	0	0	0
LIV10009	Action on Addiction - SHARP	0	0	0	0	0	0	0	0	0	0
LIV10014	Aintree Hospital	0	0	0	0	0	0	0	0	0	0
LIV10018	Brownlow Practice	0	0	0	0	0	0	0	0	0	0
LIV10020	Royal Liverpool Hospital LCAS	0	0	0	0	0	0	0	0	0	0
LIV10060	Transforming Choice	0	0	0	0	0	0	0	0	0	0
LIV10064	REST Centre	0	0	0	0	0	0	0	0	0	0
LIV10071	North ARC - Addaction Recovery Centre	0	0	0	0	***	17	***	38	***	45
LIV10072	Central ARC - Addaction Recovery Centre	0	0	0	0	***	14	***	36	***	10
LIV10073	South ARC - Addaction Recovery Centre	0	0	0	0	0	0	0	0	0	0
LIV58343	Belle Vale Pharmacy	0	0	0	0	***	15	0	12	0	***
LIV58350	Boots - Long Lane	0	0	0	0	0	***	0	***	0	10
LIV58351	Boots - Boaler St	0	0	0	0	0	***	0	***	0	205
LIV58353	Boots Pharmacy	0	0	0	0	10	213	0	233	18	415
LIV58394	Lloyds - Prospect Point	0	0	0	0	26	603	0	219	49	498
LIV58398	Lloyds - West Derby Road	0	0	0	0	15	74	0	22	16	111
LIV58403	Lloyds - Muirhead Ave East	0	0	0	0	***	28	0	20	***	19
LIV58406	Lloyds - Townsend Lane	0	0	0	0	***	27	0	12	104	304
LIV58409	Lloyds - St Oswald St	0	0	0	0	***	100	0	96	5	29
LIV58415	Melwood Pharmacy, Deysbrook Lane	0	0	0	0	0	6	0	6	***	***
LIV58416	Norman Pharmacy, Walton Rd	0	0	0	0	12	129	0	46	17	335
LIV58421	Rowlands - Speke Health Centre	0	0	0	0	***	15	0	23	***	16
LIV58422	Rowlands - Somerfield, Garston	0	0	0	0	0	5	0	135	0	9
LIV58437	Rowlands - Lodge Lane	0	0	0	0	***	68	0	21	5	43
LIV58574	Riverside Pharmacy	0	0	0	0	0	5	0	***	0	22
-	-	-	-	-	-	-	-	-	-	-	-
-	-	-	-	-	-	-	-	-	-	-	-
-	-	-	-	-	-	-	-	-	-	-	-
-	-	-	-	-	-	-	-	-	-	-	-
-	-	-	-	-	-	-	-	-	-	-	-
-	-	-	-	-	-	-	-	-	-	-	-
LIV	Liverpool Local Authority	0	0	0	0	78	1187	***	912	219	1729



\* Percentages shown are of those NSP clients who had a primary substance recorded

The figure for those accessing services includes all individuals who had an intervention, an onward referral, a well being review, a health screening, or a syringe exchange transaction during the quarter.

The number of individuals shown Year to Date (YTD) is not necessarily a sum of the quarterly figures as the same individual may have presented in more than one quarter, but they will only be counted once in the YTD number. Likewise the Local Authority total is less than a sum of the agency figures where an individual has presented at multiple services during the period.

The activity summary shows the number of activities delivered by each service.

The Year to Date (YTD) activity figure is cumulative and should represent the sum of each quarterly figure, unless any retrospective changes are made to the data by the agency following their quarterly data submission.

The client review data section includes all clients who have accessed services at any time during the current year to date, and details information that is collected in the client assessment review, such as Primary Substance of use, Accommodation status, Employment Status, and Parental status.

Where the client has multiple assessments completed, only the last completed assessment has been used.

Needle and syringe programme data includes all clients who have had a needle and syringe exchange transaction or exchange return recorded at any time during the quarterly period or current year to date.

Report prepared by the PHI Monitoring Team,  
Public Health Institute, Liverpool John Moores University,  
Henry Cotton Building, 15-21 Webster Street, Liverpool,  
L3 2ET. Tel: (0151) 231 4314.  
<http://ims.ljmu.ac.uk/info>  
[www.twitter.com/phi\\_ims](http://www.twitter.com/phi_ims)

