

INTRODUCTION:

Hello everyone. This is the second quarterly report for the 2016-17 year, including all year to date activity for period 1st April – 30th September 2016. Figures shown for previous quarters have also been updated where retrospective data has been entered.

This report illustrates the importance of your data recording to evidence the activity delivered by services within each local authority area. In addition the sections showing primary substance, accommodation, employment and parental statuses use data which is collected as part of the client assessment. Jane Webster our Data Quality Lead is now working with IMS services to improve completion rates. Jane's details are available on our contact page: <https://ims.ljmu.ac.uk/contact>

The 2015/16 IMS annual report is currently being finalised and will be available shortly with the detail for all IMS client activity recorded during 2015/16 across Cheshire and Merseyside, and cross matched activity recorded in IMS with client numbers from the National Drug Treatment monitoring System (NDTMS) and the Drug Intervention Programme.

The IMS Assessment was updated on 1st October to include new items in IMS Core Data Set 2.0. A key change is the expansion of the 'Chronic Conditions or Disability' field. Full details are available in the assessments user guide:

<https://ims.ljmu.ac.uk/PublicHealth/reference/IMS-Assessments-CDS-2-0.pdf>


Drug Related Deaths reporting has now moved into IMS, meaning that you can enter data directly into a client record. Various users can be assigned to a single client record where they had multiple partners involved in their treatment. If you would like access to the DRD module, please contact us to let us know

IMS now has a new page which brings together information relating to IMS including our annual reports, quarterly reports, and user guides. A link for the IMS info page is: <https://ims.ljmu.ac.uk/info>


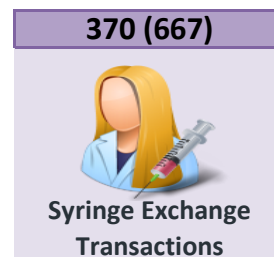
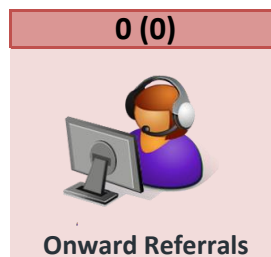
Thank you to everyone who was able to attend the formal launch of our new name as the Public Health Institute (PHI). It was great to see many of you. As always thank you for your continued support.

ACTIVITY SUMMARY FOR: KNOWSLEY

Number of individuals who accessed non-structured interventions this quarter (and year to date).



Number of separate activities that were accessed this quarter (and year to date).




CLIENTS SUMMARY: BY AGENCY

NUMBER OF INDIVIDUALS SEEN BY QUARTER:

The number of individuals reported for all agencies each quarter, and the total number of individuals seen during the current year to date. The local authority figures are the total unique individuals.

IMS	Agencies	Qtr1	Qtr2	Qtr3	Qtr4	YTD
KNW10041	Knowsley Integrated Rec Service	274	156	-	-	388
KNW30051	Kirkby SES, Knowsley - CGL	40	29	-	-	58
KNW30052	Huyton SES, Knowsley - CGL	98	80	-	-	151
KNW53302	Boots Cables Retail Park	***	***	-	-	***
KNW53303	Boots - The Halewood centre	43	29	-	-	61
KNW53315	Newtown Pharmacy, Kirkby	12	56	-	-	66
KNW53323	Rowlands (Prev GF O'Brien) Kirkby	46	44	-	-	77
KNW53327	A.E. Sedem (Woolfall Pharmacy)	***	***	-	-	***
KNW53328	Sedem Pharmacy, Huyton	0	***	-	-	***
KNW53334	Tops Pharmacy, Kirkby	0	***	-	-	***
		-	-	-	-	-
		-	-	-	-	-
		-	-	-	-	-
KNW	Knowsley Local Authority	508	392	-	-	791



Number of individuals accessing services in the Knowsley Local Authority area this year

CLIENTS SUMMARY: BY AGENCY

GENDER:

Number of individuals by gender for the last quarter, and during the current year to date.

IMS	Agencies	Male Q	Female Q	Male YTD	Female YTD
KNW10041	Knowsley Integrated Rec Service	110	46	276	112
KNW30051	Kirkby SES, Knowsley - CGL	27	***	55	***
KNW30052	Huyton SES, Knowsley - CGL	76	***	139	12
KNW53302	Boots Cables Retail Park	***	0	***	0
KNW53303	Boots - The Halewood centre	23	6	51	10
KNW53315	Newtown Pharmacy, Kirkby	51	5	60	6
KNW53323	Rowlands (Prev GF O'Brien) Kirkby	36	8	67	10
KNW53327	A.E. Sedem (Woolfall Pharmacy)	***	0	***	0
KNW53328	Sedem Pharmacy, Huyton	***	0	***	0
KNW53334	Tops Pharmacy, Kirkby	***	0	***	0
		-	-	-	-
		-	-	-	-
		-	-	-	-
KNW	Knowsley Local Authority	323	69	640	151

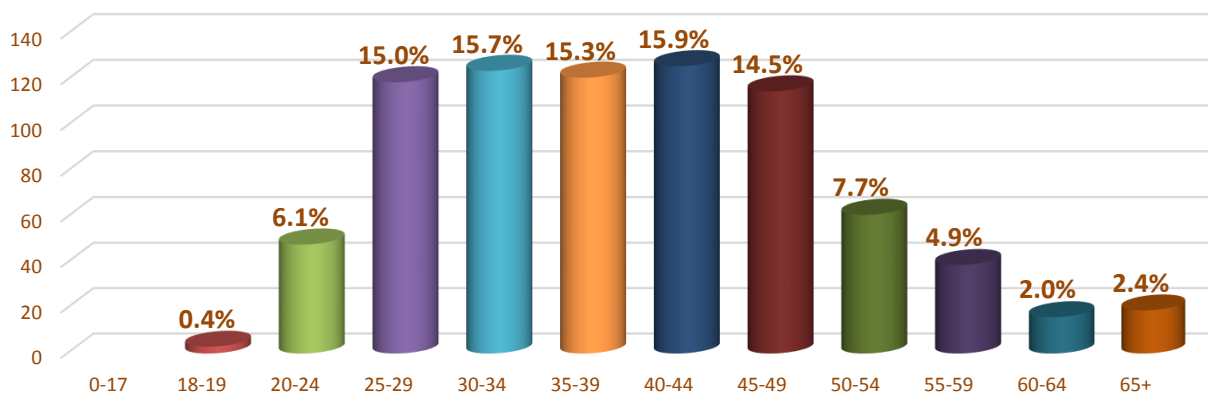


CLIENTS SUMMARY: BY AGENCY

AGE GROUPS:

Total individuals for the current year to date, shown by age group.

IMS	Agencies	0-17	18-19	20-24	25-29	30-34	35-39	40-44	45-49	50-54	55-59	60-64	65+
KNW10041	Knowsley Integrated Rec Service	0	***	19	34	53	50	67	77	37	28	13	7
KNW30051	Kirkby SES, Knowsley - CGL	0	0	5	7	7	15	16	5	***	0	0	0
KNW30052	Huyton SES, Knowsley - CGL	0	0	7	43	32	30	16	13	5	5	0	0
KNW53302	Boots Cables Retail Park	0	0	***	0	0	0	0	***	0	0	0	0
KNW53303	Boots - The Halewood centre	0	0	***	***	***	6	6	12	9	5	***	12
KNW53315	Newtown Pharmacy, Kirkby	0	0	7	14	12	10	11	8	***	***	***	0
KNW53323	Rowlands (Prev GF O'Brien) Kirkby	0	0	***	17	17	15	14	***	***	***	***	0
KNW53327	A.E. Sedem (Woolfall Pharmacy)	0	0	***	***	0	0	0	0	0	0	0	0
KNW53328	Sedem Pharmacy, Huyton	0	0	0	0	0	***	0	0	***	0	0	0
KNW53334	Tops Pharmacy, Kirkby	0	0	0	***	***	0	***	0	0	0	0	0
		-	-	-	-	-	-	-	-	-	-	-	-
		-	-	-	-	-	-	-	-	-	-	-	-
		-	-	-	-	-	-	-	-	-	-	-	-
KNW	Knowsley Local Authority	0	***	48	119	124	121	126	115	61	39	16	19



ACTIVITY SUMMARY: BY AGENCY

Total activity by type delivered by each agency quarterly and as a total for the current year to date.

IMS	Interventions					Referrals					Syringe Exchange Transactions				
	Qtr1	Qtr2	Qtr3	Qtr4	YTD	Qtr1	Qtr2	Qtr3	Qtr4	YTD	Qtr1	Qtr2	Qtr3	Qtr4	YTD
KNW10041	355	214	-	-	569	0	0	-	-	0	0	0	-	-	0
KNW30051	0	10	-	-	10	0	0	-	-	0	81	57	-	-	138
KNW30052	15	14	-	-	29	0	0	-	-	0	117	97	-	-	214
KNW53302	0	0	-	-	0	0	0	-	-	0	***	0	-	-	***
KNW53303	0	0	-	-	0	0	0	-	-	0	15	33	-	-	48
KNW53315	0	0	-	-	0	0	0	-	-	0	14	90	-	-	104
KNW53323	0	0	-	-	0	0	0	-	-	0	65	83	-	-	148
KNW53327	0	0	-	-	0	0	0	-	-	0	***	***	-	-	5
KNW53328	0	0	-	-	0	0	0	-	-	0	0	***	-	-	***
KNW53334	0	0	-	-	0	0	0	-	-	0	0	***	-	-	***
	-	-	-	-	-	-	-	-	-	-	-	-	-	-	-
	-	-	-	-	-	-	-	-	-	-	-	-	-	-	-
	-	-	-	-	-	-	-	-	-	-	-	-	-	-	-
KNW	370	238	0	0	608	0	0	0	0	0	229	277	0	0	506



608

Number of brief interventions delivered to clients in the Knowsley Local Authority area this year

That equates to an average of 0.77 interventions per person

ACTIVITY SUMMARY: BY AGENCY

Total activity by type delivered by each agency quarterly and as a total for the current year to date.

IMS	Wellbeing/Reviews					Health Screenings					Syringe Exchange Returns				
	Qtr1	Qtr2	Qtr3	Qtr4	YTD	Qtr1	Qtr2	Qtr3	Qtr4	YTD	Qtr1	Qtr2	Qtr3	Qtr4	YTD
KNW10041	32	15	-	-	47	0	0	-	-	0	0	0	-	-	0
KNW30051	0	0	-	-	0	0	0	-	-	0	6	13	-	-	19
KNW30052	0	0	-	-	0	0	0	-	-	0	25	24	-	-	49
KNW53302	0	0	-	-	0	0	0	-	-	0	***	***	-	-	***
KNW53303	0	0	-	-	0	0	0	-	-	0	66	57	-	-	123
KNW53315	0	0	-	-	0	0	0	-	-	0	14	93	-	-	107
KNW53323	0	0	-	-	0	0	0	-	-	0	65	84	-	-	149
KNW53327	0	0	-	-	0	0	0	-	-	0	***	***	-	-	5
KNW53328	0	0	-	-	0	0	0	-	-	0	0	5	-	-	5
KNW53334	0	0	-	-	0	0	0	-	-	0	0	***	-	-	***
	-	-	-	-	-	-	-	-	-	-	-	-	-	-	-
	-	-	-	-	-	-	-	-	-	-	-	-	-	-	-
	-	-	-	-	-	-	-	-	-	-	-	-	-	-	-
KNW	32	15	0	0	47	0	0	0	0	0	113	189	0	0	302



506

Number of syringe exchange transactions by clients in the Knowsley Local Authority area this year

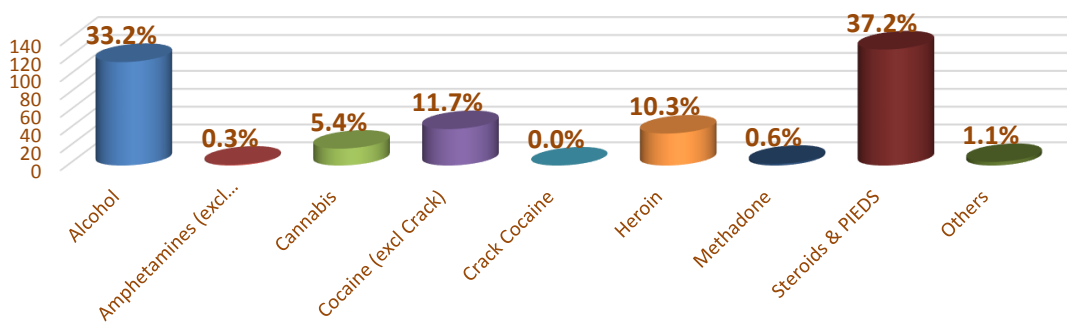
**There were 302 equipment returns were recorded
A ratio of 1 return to every 1.68 syringe exchange visits**

CLIENT REVIEW DATA: BY AGENCY

PRIMARY SUBSTANCE:

Total individuals for the current year to date, shown by the last recorded primary substance.

IMS	Agencies	Alcohol	Amphetamines (excl Ecstasy)	Cannabis	Cocaine (excl Crack)	Crack Cocaine	Heroin	Methadone	Steroids & PIEDS	Others	Not Stated
KNW10041	Knowsley Integrated Rec Service	116	***	19	41	0	9	***	0	***	197
KNW30051	Kirkby SES, Knowsley - CGL	0	0	0	0	0	11	0	15	0	32
KNW30052	Huyton SES, Knowsley - CGL	0	0	0	0	0	17	0	117	***	16
KNW53302	Boots Cables Retail Park	0	0	0	0	0	0	0	0	0	***
KNW53303	Boots - The Halewood centre	0	0	0	0	0	0	0	0	0	61
KNW53315	Newtown Pharmacy, Kirkby	0	0	0	0	0	0	0	0	0	66
KNW53323	Rowlands (Prev GF O'Brien) Kirkby	0	0	0	0	0	0	0	0	0	77
KNW53327	A.E. Sedem (Woolfall Pharmacy)	0	0	0	0	0	0	0	0	0	***
KNW53328	Sedem Pharmacy, Huyton	0	0	0	0	0	0	0	0	0	***
KNW53334	Tops Pharmacy, Kirkby	0	0	0	0	0	0	0	0	0	***
		-	-	-	-	-	-	-	-	-	-
		-	-	-	-	-	-	-	-	-	-
		-	-	-	-	-	-	-	-	-	-
KNW	Knowsley Local Authority	116	***	19	41	0	36	***	130	***	442



* Percentages shown are of those clients who had a primary substance recorded

CLIENT REVIEW DATA: BY AGENCY

ACCOMMODATION NEED:

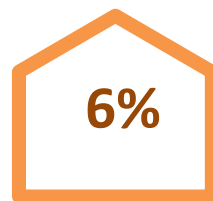
Total individuals for the current year to date, shown by the last recorded accommodation status.

IMS	Agencies	NFA - urgent			
		housing problem	Housing problem	No housing problem	Not Known
KNW10041	Knowsley Integrated Rec Service	***	13	163	209
KNW30051	Kirkby SES, Knowsley - CGL	***	***	22	32
KNW30052	Huyton SES, Knowsley - CGL	***	***	88	59
KNW53302	Boots Cables Retail Park	0	0	0	***
KNW53303	Boots - The Halewood centre	0	0	0	61
KNW53315	Newtown Pharmacy, Kirkby	0	0	0	66
KNW53323	Rowlands (Prev GF O'Brien) Kirkby	0	0	0	77
KNW53327	A.E. Sedem (Woolfall Pharmacy)	0	0	0	***
KNW53328	Sedem Pharmacy, Huyton	0	0	0	***
KNW53334	Tops Pharmacy, Kirkby	0	0	0	***
		-	-	-	-
		-	-	-	-
		-	-	-	-
KNW	Knowsley Local Authority	6	18	271	496

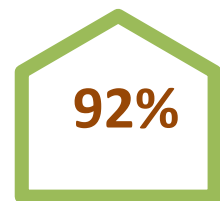
For those clients where an accommodation status was recorded:



NFA - urgent housing problem



Housing problem



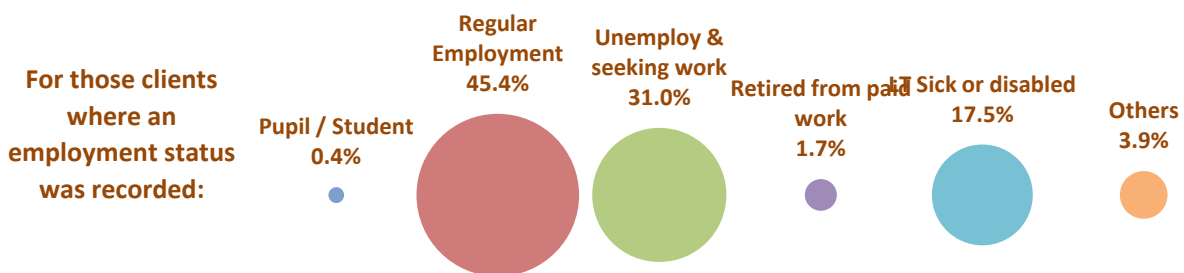
No housing problem

CLIENT REVIEW DATA: BY AGENCY

EMPLOYMENT STATUS:

Total individuals for the current year to date, shown by the last recorded employment status.

IMS	Agencies	Pupil / Student	Regular Employment	Unemploy & seeking work	Retired from paid work	LT Sick or disabled	Others	Not Known
KNW10041	Knowsley Integrated Rec Ser	***	46	52	***	39	9	237
KNW30051	Kirkby SES, Knowsley - CGL	0	0	0	0	0	0	58
KNW30052	Huyton SES, Knowsley - CGL	0	59	19	0	***	0	72
KNW53302	Boots Cables Retail Park	0	0	0	0	0	0	***
KNW53303	Boots - The Halewood centr	0	0	0	0	0	0	61
KNW53315	Newtown Pharmacy, Kirkby	0	0	0	0	0	0	66
KNW53323	Rowlands (Prev GF O'Brien)	0	0	0	0	0	0	77
KNW53327	A.E. Sedem (Woolfall Pharm	0	0	0	0	0	0	***
KNW53328	Sedem Pharmacy, Huyton	0	0	0	0	0	0	***
KNW53334	Tops Pharmacy, Kirkby	0	0	0	0	0	0	***
		-	-	-	-	-	-	-
		-	-	-	-	-	-	-
		-	-	-	-	-	-	-
KNW	Knowsley Local Authority	***	104	71	***	40	9	562



CLIENT REVIEW DATA: BY AGENCY

PARENTAL STATUS:

Total individuals for the current year to date, shown by the last recorded parental status.

IMS	Agencies	All the children live with client	Some of the children live with client	None of the children live with client	Client declined to answer	Not a parent	Not Known
KNW10041	Knowsley Integrated Rec Service	25	11	50	0	83	219
KNW30051	Kirkby SES, Knowsley - CGL	0	0	0	0	0	58
KNW30052	Huyton SES, Knowsley - CGL	0	0	0	***	0	149
KNW53302	Boots Cables Retail Park	0	0	0	0	0	***
KNW53303	Boots - The Halewood centre	0	0	0	0	0	61
KNW53315	Newtown Pharmacy, Kirkby	0	0	0	0	0	66
KNW53323	Rowlands (Prev GF O'Brien) Kirkby	0	0	0	0	0	77
KNW53327	A.E. Sedem (Woolfall Pharmacy)	0	0	0	0	0	***
KNW53328	Sedem Pharmacy, Huyton	0	0	0	0	0	***
KNW53334	Tops Pharmacy, Kirkby	0	0	0	0	0	***
		-	-	-	-	-	-
		-	-	-	-	-	-
		-	-	-	-	-	-
KNW	Knowsley Local Authority	25	11	50	***	83	620

Where clients stated that they are a parent (of children under 18)



29% All children live with the client

13% Some children live with the client


58% No children live with the client

NEEDLE & SYRINGE PROGRAMME CLIENTS ONLY - SUMMARY: BY AGENCY

NUMBER OF INDIVIDUALS SEEN BY QUARTER:

The number of needle and syringe exchange clients reported for all agencies each quarter, and the total number of individuals seen during the current year to date. The local authority figures are the total unique individuals.

IMS	Agencies	Qtr1	Qtr2	Qtr3	Qtr4	YTD
KNW10041	Knowsley Integrated Rec Service	0	0	-	-	0
KNW30051	Kirkby SES, Knowsley - CGL	40	29	-	-	58
KNW30052	Huyton SES, Knowsley - CGL	98	78	-	-	149
KNW53302	Boots Cables Retail Park	***	***	-	-	***
KNW53303	Boots - The Halewood centre	43	29	-	-	61
KNW53315	Newtown Pharmacy, Kirkby	12	56	-	-	66
KNW53323	Rowlands (Prev GF O'Brien) Kirkby	46	44	-	-	77
KNW53327	A.E. Sedem (Woolfall Pharmacy)	***	***	-	-	***
KNW53328	Sedem Pharmacy, Huyton	0	***	-	-	***
KNW53334	Tops Pharmacy, Kirkby	0	***	-	-	***
		-	-	-	-	-
		-	-	-	-	-
		-	-	-	-	-
KNW	Knowsley Local Authority	238	236	-	-	408




Number of individuals accessing needle and syringe exchange services in the Knowsley Local Authority area this year

NEEDLE & SYRINGE PROGRAMME CLIENTS ONLY - SUMMARY: BY AGENCY

GENDER

Number of needle and syringe exchange clients by gender for the last quarter, and during the current year to date.

IMS	Agencies	Male Q	Female Q	Male YTD	Female YTD
KNW10041	Knowsley Integrated Rec Service	0	0	0	0
KNW30051	Kirkby SES, Knowsley - CGL	27	***	55	***
KNW30052	Huyton SES, Knowsley - CGL	74	***	137	12
KNW53302	Boots Cables Retail Park	***	0	***	0
KNW53303	Boots - The Halewood centre	23	6	51	10
KNW53315	Newtown Pharmacy, Kirkby	51	5	60	6
KNW53323	Rowlands (Prev GF O'Brien) Kirkby	36	8	67	10
KNW53327	A.E. Sedem (Woolfall Pharmacy)	***	0	***	0
KNW53328	Sedem Pharmacy, Huyton	***	0	***	0
KNW53334	Tops Pharmacy, Kirkby	***	0	***	0
		-	-	-	-
		-	-	-	-
		-	-	-	-
KNW	Knowsley Local Authority	213	23	369	39

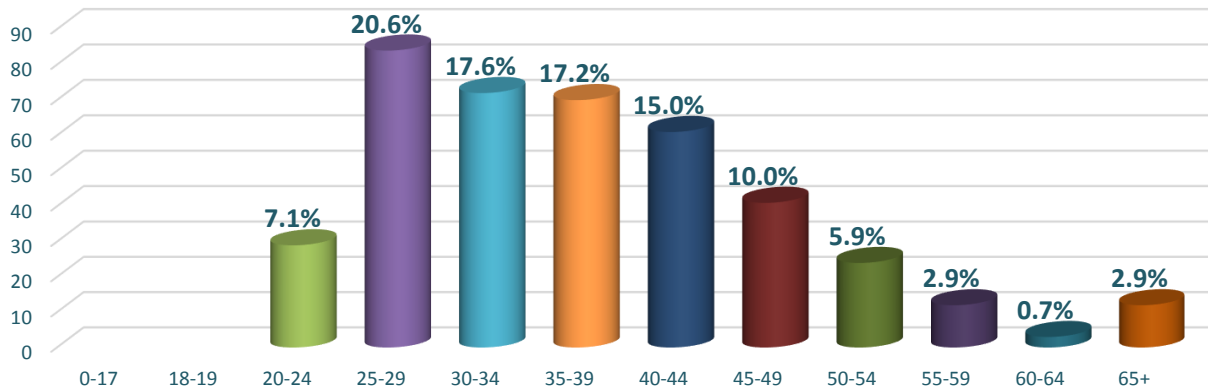


NEEDLE & SYRINGE PROGRAMME CLIENTS ONLY - SUMMARY: BY AGENCY

AGE GROUPS:

Total needle and syringe exchange clients for the current year to date, shown by age group.

IMS	Agencies	0-17	18-19	20-24	25-29	30-34	35-39	40-44	45-49	50-54	55-59	60-64	65+
KNW10041	Knowsley Integrated Rec Service	0	0	0	0	0	0	0	0	0	0	0	0
KNW30051	Kirkby SES, Knowsley - CGL	0	0	5	7	7	15	16	5	***	0	0	0
KNW30052	Huyton SES, Knowsley - CGL	0	0	7	42	32	29	16	13	5	5	0	0
KNW53302	Boots Cables Retail Park	0	0	***	0	0	0	0	***	0	0	0	0
KNW53303	Boots - The Halewood centre	0	0	***	***	***	6	6	12	9	5	***	12
KNW53315	Newtown Pharmacy, Kirkby	0	0	7	14	12	10	11	8	***	***	***	0
KNW53323	Rowlands (Prev GF O'Brien) Kirkby	0	0	***	17	17	15	14	***	***	***	***	0
KNW53327	A.E. Sedem (Woolfall Pharmacy)	0	0	***	***	0	0	0	0	0	0	0	0
KNW53328	Sedem Pharmacy, Huyton	0	0	0	0	0	***	0	0	***	0	0	0
KNW53334	Tops Pharmacy, Kirkby	0	0	0	***	***	0	***	0	0	0	0	0
		-	-	-	-	-	-	-	-	-	-	-	-
		-	-	-	-	-	-	-	-	-	-	-	-
		-	-	-	-	-	-	-	-	-	-	-	-
KNW	Knowsley Local Authority	0	0	29	84	72	70	61	41	24	12	***	12

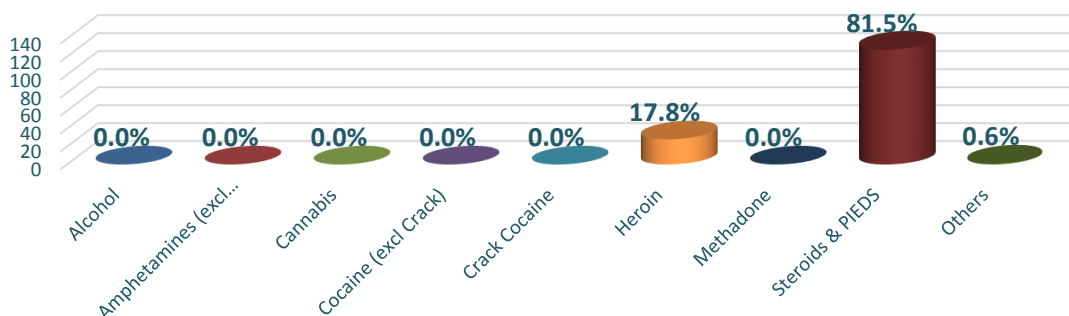


NEEDLE & SYRINGE PROGRAMME CLIENTS ONLY - SUMMARY: BY AGENCY

PRIMARY SUBSTANCE

Total needle and syringe exchange clients for the current year to date, shown by the last recorded primary substance.

IMS	Agencies	Alcohol	Amphetamines (excl Ecstasy)	Cannabis	Cocaine (excl Crack)	Crack Cocaine	Heroin	Methadone	Steroids & PIEDS	Others	Not Stated
KNW10041	Knowsley Integrated Rec Service	0	0	0	0	0	0	0	0	0	0
KNW30051	Kirkby SES, Knowsley - CGL	0	0	0	0	0	11	0	15	0	32
KNW30052	Huyton SES, Knowsley - CGL	0	0	0	0	0	17	0	115	***	16
KNW53302	Boots Cables Retail Park	0	0	0	0	0	0	0	0	0	***
KNW53303	Boots - The Halewood centre	0	0	0	0	0	0	0	0	0	61
KNW53315	Newtown Pharmacy, Kirkby	0	0	0	0	0	0	0	0	0	66
KNW53323	Rowlands (Prev GF O'Brien) Kirkby	0	0	0	0	0	0	0	0	0	77
KNW53327	A.E. Sedem (Woolfall Pharmacy)	0	0	0	0	0	0	0	0	0	***
KNW53328	Sedem Pharmacy, Huyton	0	0	0	0	0	0	0	0	0	***
KNW53334	Tops Pharmacy, Kirkby	0	0	0	0	0	0	0	0	0	***
		-	-	-	-	-	-	-	-	-	-
		-	-	-	-	-	-	-	-	-	-
		-	-	-	-	-	-	-	-	-	-
KNW	Knowsley Local Authority	0	0	0	0	0	28	0	128	***	251



* Percentages shown are of those NSP clients who had a primary substance recorded

The figure for those accessing services includes all individuals who had an intervention, an onward referral, a well being review, a health screening, or a syringe exchange transaction during the quarter.

The number of individuals shown Year to Date (YTD) is not necessarily a sum of the quarterly figures as the same individual may have presented in more than one quarter, but they will only be counted once in the YTD number. Likewise the Local Authority total is less than a sum of the agency figures where an individual has presented at multiple services during the period.

The activity summary shows the number of activities delivered by each service.

The Year to Date (YTD) activity figure is cumulative and should represent the sum of each quarterly figure, unless any retrospective changes are made to the data by the agency following their quarterly data submission.

The client review data section includes all clients who have accessed services at any time during the current year to date, and details information that is collected in the client assessment review, such as Primary Substance of use, Accommodation status, Employment Status, and Parental status.

Where the client has multiple assessments completed, only the last completed assessment has been used.

Needle and syringe programme data includes all clients who have had a needle and syringe exchange transaction or exchange return recorded at any time during the quarterly period or current year to date.

Report prepared by the PHI Monitoring Team,
 Public Health Institute, Liverpool John Moores University,
 Henry Cotton Building, 15-21 Webster Street, Liverpool,
 L3 2ET. Tel: (0151) 231 4314.
<http://ims.ljmu.ac.uk/info>
www.twitter.com/phi_ims

