

INTRODUCTION:

Hello everyone. This is the second quarterly report for the 2016-17 year, including all year to date activity for period 1st April – 30th September 2016. Figures shown for previous quarters have also been updated where retrospective data has been entered.

This report illustrates the importance of your data recording to evidence the activity delivered by services within each local authority area. In addition the sections showing primary substance, accommodation, employment and parental statuses use data which is collected as part of the client assessment. Jane Webster our Data Quality Lead is now working with IMS services to improve completion rates. Jane's details are available on our contact page: <https://ims.ljmu.ac.uk/contact>

The 2015/16 IMS annual report is currently being finalised and will be available shortly with the detail for all IMS client activity recorded during 2015/16 across Cheshire and Merseyside, and cross matched activity recorded in IMS with client numbers from the National Drug Treatment monitoring System (NDTMS) and the Drug Intervention Programme.

The IMS Assessment was updated on 1st October to include new items in IMS Core Data Set 2.0. A key change is the expansion of the 'Chronic Conditions or Disability' field. Full details are available in the assessments user guide: <https://ims.ljmu.ac.uk/PublicHealth/reference/IMS-Assessments-CDS-2-0.pdf>


Drug Related Deaths reporting has now moved into IMS, meaning that you can enter data directly into a client record. Various users can be assigned to a single client record where they had multiple partners involved in their treatment. If you would like access to the DRD module, please contact us to let us know

IMS now has a new page which brings together information relating to IMS including our annual reports, quarterly reports, and user guides. A link for the IMS info page is: <https://ims.ljmu.ac.uk/info>


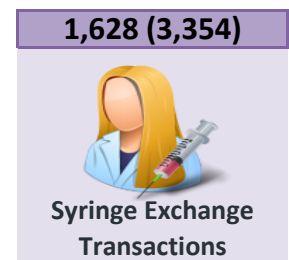
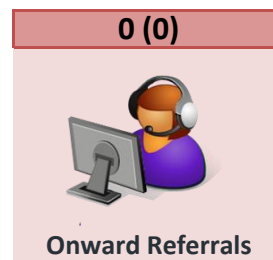
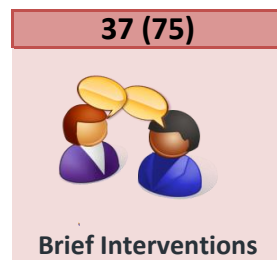
Thank you to everyone who was able to attend the formal launch of our new name as the Public Health Institute (PHI). It was great to see many of you. As always thank you for your continued support.

ACTIVITY SUMMARY FOR: CHESHIRE EAST

Number of individuals who accessed non-structured interventions this quarter (and year to date).



Number of separate activities that were accessed this quarter (and year to date).



CLIENTS SUMMARY: BY AGENCY

NUMBER OF INDIVIDUALS SEEN BY QUARTER:

The number of individuals reported for all agencies each quarter, and the total number of individuals seen during the current year to date. The local authority figures are the total unique individuals.

IMS	Agencies	Qtr1	Qtr2	Qtr3	Qtr4	YTD
CHE30029	Catherine House, Crewe	217	183	-	-	337
CHE30030	Barnabas Centre, Macclesfield	67	73	-	-	120
CHE50022	Boots - Nantwich	5	0	-	-	5
CHE50175	Clear Pharmacy - Crewe	69	74	-	-	91
CHE50340	Andrews Pharmacy - Macclesfield	5	9	-	-	11
CHE50632	Rowlands - Middlewich	15	6	-	-	16
CHE50803	Boots - Sandbach	***	0	-	-	***
CHE50805	Mannings Chemist, Knutsford	5	5	-	-	7
CHE50816	Well (224193) - Park Lane, Maccle	10	26	-	-	30
CHE50819	Well (224537) - Handforth	0	0	-	-	0
CHE50822	Well (223032) - Sunderland St, Macclesf	79	61	-	-	100
CHE50840	Assan Pharmacy Ltd T/A Cohens Chemist	69	74	-	-	97
CHE50849	The Weston Pharmacy (R H Swinn Ltd)	8	9	-	-	14
CHE50874	Lloyds - Lawton Road, Stoke	0	16	-	-	16
CHE50876	Lloyds - Wilmslow	***	0	-	-	***
CHE50877	Lloyds - Charlotte St, Macclesfield	13	0	-	-	13
CHE50878	Lloyds - Congleton	44	52	-	-	72
CHE50883	AJ Hodgson T/A London Road pharmacy	16	15	-	-	25
CHE56610	Boots - Grand Junction, Crewe	21	14	-	-	27
CHE57006	Salus Pharmacy - Congleton	18	15	-	-	29
		-	-	-	-	-
		-	-	-	-	-
		-	-	-	-	-
		-	-	-	-	-
		-	-	-	-	-
		-	-	-	-	-
		-	-	-	-	-
		-	-	-	-	-
		-	-	-	-	-
		-	-	-	-	-
		-	-	-	-	-
		-	-	-	-	-
		-	-	-	-	-
		-	-	-	-	-
CHE	Cheshire East Local Authority	564	549	-	-	849



849

Number of individuals accessing services in the Cheshire East Local Authority area this year

CLIENTS SUMMARY: BY AGENCY

GENDER:

Number of individuals by gender for the last quarter, and during the current year to date.

IMS	Agencies	Male Q	Female Q	Male YTD	Female YTD
CHE30029	Catherine House, Crewe	171	12	321	16
CHE30030	Barnabas Centre, Macclesfield	70	***	117	***
CHE50022	Boots - Nantwich	0	0	***	***
CHE50175	Clear Pharmacy - Crewe	59	15	74	17
CHE50340	Andrews Pharmacy - Macclesfield	7	***	9	***
CHE50632	Rowlands - Middlewich	5	***	12	***
CHE50803	Boots - Sandbach	0	0	***	0
CHE50805	Mannings Chemist, Knutsford	***	***	6	***
CHE50816	Well (224193) - Park Lane, Maccle	23	***	26	***
CHE50819	Well (224537) - Handforth	0	0	0	0
CHE50822	Well (223032) - Sunderland St, Macclesf	48	13	82	18
CHE50840	Assan Pharmacy Ltd T/A Cohens Chemist	65	9	84	13
CHE50849	The Weston Pharmacy (R H Swinn Ltd)	6	***	10	***
CHE50874	Lloyds - Lawton Road, Stoke	15	***	15	***
CHE50876	Lloyds - Wilmslow	0	0	***	0
CHE50877	Lloyds - Charlotte St, Macclesfield	0	0	10	***
CHE50878	Lloyds - Congleton	43	9	62	10
CHE50883	AJ Hodgson T/A London Road pharmacy	14	***	21	***
CHE56610	Boots - Grand Junction, Crewe	13	***	24	***
CHE57006	Salus Pharmacy - Congleton	8	7	19	10
		-	-	-	-
		-	-	-	-
		-	-	-	-
		-	-	-	-
		-	-	-	-
		-	-	-	-
		-	-	-	-
		-	-	-	-
		-	-	-	-
		-	-	-	-
		-	-	-	-
		-	-	-	-
		-	-	-	-
		-	-	-	-
		-	-	-	-
		-	-	-	-
		-	-	-	-
		-	-	-	-
CHE	Cheshire East Local Authority	478	71	757	92

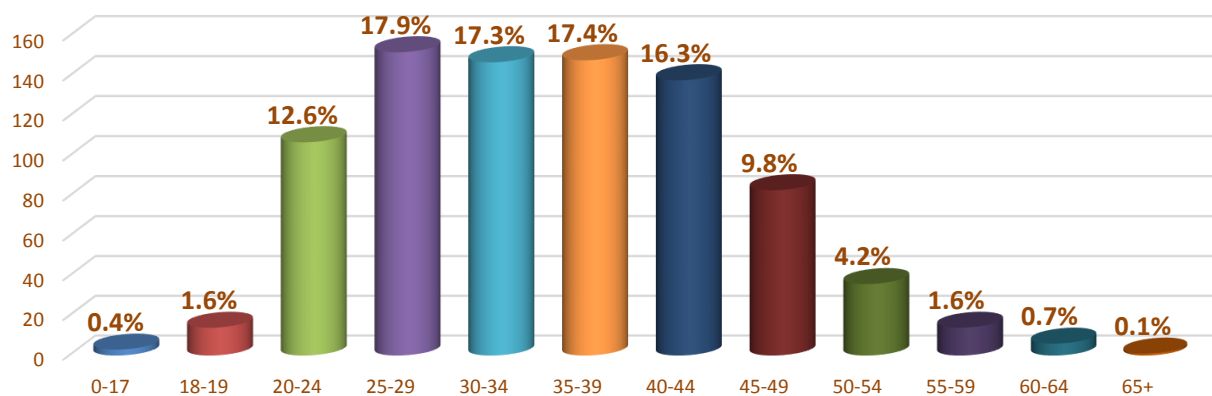


CLIENTS SUMMARY: BY AGENCY

AGE GROUPS:

Total individuals for the current year to date, shown by age group.

IMS	Agencies	0-17	18-19	20-24	25-29	30-34	35-39	40-44	45-49	50-54	55-59	60-64	65+
CHE30029	Catherine House, Crewe	***	12	72	82	62	46	30	21	7	***	0	0
CHE30030	Barnabas Centre, Macclesfield	0	***	16	31	16	20	12	13	***	5	***	0
CHE50022	Boots - Nantwich	0	0	0	***	0	0	***	***	0	0	0	0
CHE50175	Clear Pharmacy - Crewe	0	0	***	11	14	27	20	11	***	***	0	0
CHE50340	Andrews Pharmacy - Macclesfield	0	0	***	0	***	***	5	***	0	0	0	0
CHE50632	Rowlands - Middlewich	0	0	0	***	***	***	***	***	***	***	0	0
CHE50803	Boots - Sandbach	0	0	0	0	0	***	***	0	0	0	0	0
CHE50805	Mannings Chemist, Knutsford	0	0	0	0	0	0	***	***	***	0	0	0
CHE50816	Well (224193) - Park Lane, Maccle	0	0	***	***	7	7	8	***	***	0	0	0
CHE50819	Well (224537) - Handforth	0	0	0	0	0	0	0	0	0	0	0	0
CHE50822	Well (223032) - Sunderland St, Macclesf	***	0	***	***	16	20	33	15	9	***	0	0
CHE50840	Assan Pharmacy Ltd T/A Cohens Chemist	0	0	***	***	21	19	29	12	7	***	0	***
CHE50849	The Weston Pharmacy (R H Swinn Ltd)	0	0	0	***	***	***	***	***	***	0	0	0
CHE50874	Lloyds - Lawton Road, Stoke	0	0	***	***	***	***	***	0	***	0	0	0
CHE50876	Lloyds - Wilmslow	0	0	0	0	0	***	0	0	0	0	0	0
CHE50877	Lloyds - Charlotte St, Macclesfield	0	0	0	0	***	***	***	***	***	0	0	0
CHE50878	Lloyds - Congleton	0	***	9	9	17	12	11	9	***	***	0	0
CHE50883	AJ Hodgson T/A London Road pharmacy	0	0	0	0	7	***	11	***	0	0	***	0
CHE56610	Boots - Grand Junction, Crewe	0	0	***	***	6	10	5	***	0	0	0	0
CHE57006	Salus Pharmacy - Congleton	0	0	***	5	***	11	5	***	***	0	***	0
		-	-	-	-	-	-	-	-	-	-	-	-
		-	-	-	-	-	-	-	-	-	-	-	-
		-	-	-	-	-	-	-	-	-	-	-	-
		-	-	-	-	-	-	-	-	-	-	-	-
		-	-	-	-	-	-	-	-	-	-	-	-
		-	-	-	-	-	-	-	-	-	-	-	-
		-	-	-	-	-	-	-	-	-	-	-	-
		-	-	-	-	-	-	-	-	-	-	-	-
		-	-	-	-	-	-	-	-	-	-	-	-
		-	-	-	-	-	-	-	-	-	-	-	-
		-	-	-	-	-	-	-	-	-	-	-	-
		-	-	-	-	-	-	-	-	-	-	-	-
		-	-	-	-	-	-	-	-	-	-	-	-
		-	-	-	-	-	-	-	-	-	-	-	-
		-	-	-	-	-	-	-	-	-	-	-	-
		-	-	-	-	-	-	-	-	-	-	-	-
		-	-	-	-	-	-	-	-	-	-	-	-
		-	-	-	-	-	-	-	-	-	-	-	-
		-	-	-	-	-	-	-	-	-	-	-	-
CHE	Cheshire East Local Authority	***	14	107	152	147	148	138	83	36	14	6	***



ACTIVITY SUMMARY: BY AGENCY

Total activity by type delivered by each agency quarterly and as a total for the current year to date.

IMS	Interventions					Referrals					Syringe Exchange Transactions				
	Qtr1	Qtr2	Qtr3	Qtr4	YTD	Qtr1	Qtr2	Qtr3	Qtr4	YTD	Qtr1	Qtr2	Qtr3	Qtr4	YTD
CHE30029	***	0	-	-	***	0	0	-	-	0	288	241	-	-	529
CHE30030	37	37	-	-	74	0	0	-	-	0	89	102	-	-	191
CHE50022	0	0	-	-	0	0	0	-	-	0	5	0	-	-	5
CHE50175	0	0	-	-	0	0	0	-	-	0	143	139	-	-	282
CHE50340	0	0	-	-	0	0	0	-	-	0	24	44	-	-	68
CHE50632	0	0	-	-	0	0	0	-	-	0	85	16	-	-	101
CHE50803	0	0	-	-	0	0	0	-	-	0	5	0	-	-	5
CHE50805	0	0	-	-	0	0	0	-	-	0	6	7	-	-	13
CHE50816	0	0	-	-	0	0	0	-	-	0	21	84	-	-	105
CHE50819	0	0	-	-	0	0	0	-	-	0	0	0	-	-	0
CHE50822	0	0	-	-	0	0	0	-	-	0	428	354	-	-	782
CHE50840	0	0	-	-	0	0	0	-	-	0	374	343	-	-	717
CHE50849	0	0	-	-	0	0	0	-	-	0	24	20	-	-	44
CHE50874	0	0	-	-	0	0	0	-	-	0	0	57	-	-	57
CHE50876	0	0	-	-	0	0	0	-	-	0	***	0	-	-	***
CHE50877	0	0	-	-	0	0	0	-	-	0	13	0	-	-	13
CHE50878	0	0	-	-	0	0	0	-	-	0	61	90	-	-	151
CHE50883	0	0	-	-	0	0	0	-	-	0	88	51	-	-	139
CHE56610	0	0	-	-	0	0	0	-	-	0	48	45	-	-	93
CHE57006	0	0	-	-	0	0	0	-	-	0	23	35	-	-	58
	-	-	-	-	-	-	-	-	-	-	-	-	-	-	-
	-	-	-	-	-	-	-	-	-	-	-	-	-	-	-
	-	-	-	-	-	-	-	-	-	-	-	-	-	-	-
	-	-	-	-	-	-	-	-	-	-	-	-	-	-	-
	-	-	-	-	-	-	-	-	-	-	-	-	-	-	-
	-	-	-	-	-	-	-	-	-	-	-	-	-	-	-
	-	-	-	-	-	-	-	-	-	-	-	-	-	-	-
	-	-	-	-	-	-	-	-	-	-	-	-	-	-	-
	-	-	-	-	-	-	-	-	-	-	-	-	-	-	-
	-	-	-	-	-	-	-	-	-	-	-	-	-	-	-
	-	-	-	-	-	-	-	-	-	-	-	-	-	-	-
	-	-	-	-	-	-	-	-	-	-	-	-	-	-	-
	-	-	-	-	-	-	-	-	-	-	-	-	-	-	-
	-	-	-	-	-	-	-	-	-	-	-	-	-	-	-
	-	-	-	-	-	-	-	-	-	-	-	-	-	-	-
	-	-	-	-	-	-	-	-	-	-	-	-	-	-	-
	-	-	-	-	-	-	-	-	-	-	-	-	-	-	-
	-	-	-	-	-	-	-	-	-	-	-	-	-	-	-
CHE	38	37	0	0	75	0	0	0	0	0	1,726	1,628	0	0	3,354




75 Number of brief interventions delivered to clients in the Cheshire East Local Authority area this year
That equates to an average of 0.09 interventions per person

ACTIVITY SUMMARY: BY AGENCY

Total activity by type delivered by each agency quarterly and as a total for the current year to date.

IMS	Wellbeing/Reviews					Health Screenings					Syringe Exchange Returns				
	Qtr1	Qtr2	Qtr3	Qtr4	YTD	Qtr1	Qtr2	Qtr3	Qtr4	YTD	Qtr1	Qtr2	Qtr3	Qtr4	YTD
CHE30029	0	0	-	-	0	0	0	-	-	0	66	64	-	-	130
CHE30030	0	0	-	-	0	0	0	-	-	0	15	17	-	-	32
CHE50022	0	0	-	-	0	0	0	-	-	0	***	0	-	-	***
CHE50175	0	0	-	-	0	0	0	-	-	0	74	62	-	-	136
CHE50340	0	0	-	-	0	0	0	-	-	0	***	8	-	-	12
CHE50632	0	0	-	-	0	0	0	-	-	0	52	14	-	-	66
CHE50803	0	0	-	-	0	0	0	-	-	0	***	0	-	-	***
CHE50805	0	0	-	-	0	0	0	-	-	0	0	0	-	-	0
CHE50816	0	0	-	-	0	0	0	-	-	0	***	7	-	-	8
CHE50819	0	0	-	-	0	0	0	-	-	0	0	0	-	-	0
CHE50822	0	0	-	-	0	0	0	-	-	0	11	123	-	-	134
CHE50840	0	0	-	-	0	0	0	-	-	0	167	171	-	-	338
CHE50849	0	0	-	-	0	0	0	-	-	0	6	***	-	-	8
CHE50874	0	0	-	-	0	0	0	-	-	0	0	8	-	-	8
CHE50876	0	0	-	-	0	0	0	-	-	0	***	0	-	-	***
CHE50877	0	0	-	-	0	0	0	-	-	0	5	0	-	-	5
CHE50878	0	0	-	-	0	0	0	-	-	0	37	46	-	-	83
CHE50883	0	0	-	-	0	0	0	-	-	0	22	16	-	-	38
CHE56610	0	0	-	-	0	0	0	-	-	0	***	***	-	-	8
CHE57006	0	0	-	-	0	0	0	-	-	0	15	27	-	-	42
	-	-	-	-	-	-	-	-	-	-	-	-	-	-	-
	-	-	-	-	-	-	-	-	-	-	-	-	-	-	-
	-	-	-	-	-	-	-	-	-	-	-	-	-	-	-
	-	-	-	-	-	-	-	-	-	-	-	-	-	-	-
	-	-	-	-	-	-	-	-	-	-	-	-	-	-	-
	-	-	-	-	-	-	-	-	-	-	-	-	-	-	-
	-	-	-	-	-	-	-	-	-	-	-	-	-	-	-
	-	-	-	-	-	-	-	-	-	-	-	-	-	-	-
	-	-	-	-	-	-	-	-	-	-	-	-	-	-	-
	-	-	-	-	-	-	-	-	-	-	-	-	-	-	-
	-	-	-	-	-	-	-	-	-	-	-	-	-	-	-
	-	-	-	-	-	-	-	-	-	-	-	-	-	-	-
	-	-	-	-	-	-	-	-	-	-	-	-	-	-	-
	-	-	-	-	-	-	-	-	-	-	-	-	-	-	-
	-	-	-	-	-	-	-	-	-	-	-	-	-	-	-
CHE	0	0	0	0	0	0	0	0	0	0	487	569	0	0	1,056



3,354

Number of syringe exchange transactions by clients in the Cheshire East Local Authority area this year

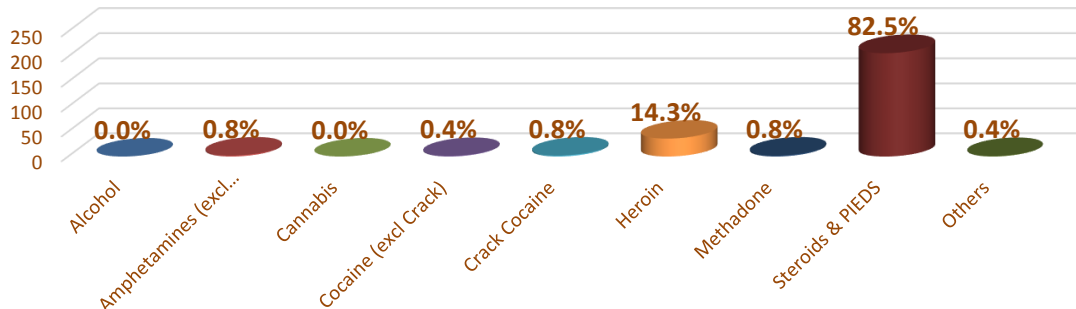
There were 1,056 equipment returns were recorded
A ratio of 1 return to every 3.18 syringe exchange visits

CLIENT REVIEW DATA: BY AGENCY

PRIMARY SUBSTANCE:

Total individuals for the current year to date, shown by the last recorded primary substance.

IMS	Agencies	Alcohol	Amphetamines (excl Ecstasy)	Cannabis	Cocaine (excl Crack)	Crack Cocaine	Heroin	Methodone	Steroids & PIEDS	Others	Not Stated
CHE30029	Catherine House, Crewe	0	***	0	***	***	35	***	188	***	107
CHE30030	Barnabas Centre, Macclesfield	0	0	0	0	0	***	***	19	0	99
CHE50022	Boots - Nantwich	0	0	0	0	0	0	0	0	0	5
CHE50175	Clear Pharmacy - Crewe	0	0	0	0	0	0	0	0	0	91
CHE50340	Andrews Pharmacy - Macclesfield	0	0	0	0	0	0	0	0	0	11
CHE50632	Rowlands - Middlewich	0	0	0	0	0	0	0	0	0	16
CHE50803	Boots - Sandbach	0	0	0	0	0	0	0	0	0	***
CHE50805	Mannings Chemist, Knutsford	0	0	0	0	0	0	0	0	0	7
CHE50816	Well (224193) - Park Lane, Maccle	0	0	0	0	0	0	0	0	0	30
CHE50819	Well (224537) - Handforth	0	0	0	0	0	0	0	0	0	0
CHE50822	Well (223032) - Sunderland St, Macclesf	0	0	0	0	0	0	0	0	0	100
CHE50840	Assan Pharmacy Ltd T/A Cohens Chemist	0	0	0	0	0	0	0	0	0	97
CHE50849	The Weston Pharmacy (R H Swinn Ltd)	0	0	0	0	0	0	0	0	0	14
CHE50874	Lloyds - Lawton Road, Stoke	0	0	0	0	0	0	0	0	0	16
CHE50876	Lloyds - Wilmslow	0	0	0	0	0	0	0	0	0	***
CHE50877	Lloyds - Charlotte St, Macclesfield	0	0	0	0	0	0	0	0	0	13
CHE50878	Lloyds - Congleton	0	0	0	0	0	0	0	0	0	72
CHE50883	AJ Hodgson T/A London Road pharmacy	0	0	0	0	0	0	0	0	0	25
CHE56610	Boots - Grand Junction, Crewe	0	0	0	0	0	0	0	0	0	27
CHE57006	Salus Pharmacy - Congleton	0	0	0	0	0	0	0	0	0	29
		-	-	-	-	-	-	-	-	-	-
		-	-	-	-	-	-	-	-	-	-
		-	-	-	-	-	-	-	-	-	-
		-	-	-	-	-	-	-	-	-	-
		-	-	-	-	-	-	-	-	-	-
		-	-	-	-	-	-	-	-	-	-
		-	-	-	-	-	-	-	-	-	-
		-	-	-	-	-	-	-	-	-	-
		-	-	-	-	-	-	-	-	-	-
		-	-	-	-	-	-	-	-	-	-
		-	-	-	-	-	-	-	-	-	-
		-	-	-	-	-	-	-	-	-	-
		-	-	-	-	-	-	-	-	-	-
		-	-	-	-	-	-	-	-	-	-
		-	-	-	-	-	-	-	-	-	-
		-	-	-	-	-	-	-	-	-	-
		-	-	-	-	-	-	-	-	-	-
CHE	Cheshire East Local Authority	0	***	0	***	***	36	***	207	***	598




* Percentages shown are of those clients who had a primary substance recorded

CLIENT REVIEW DATA: BY AGENCY

ACCOMMODATION NEED:

Total individuals for the current year to date, shown by the last recorded accommodation status.

IMS	Agencies	NFA - urgent			
		housing problem	Housing problem	No housing problem	Not Known
CHE30029	Catherine House, Crewe	***	6	80	249
CHE30030	Barnabas Centre, Macclesfield	0	0	***	117
CHE50022	Boots - Nantwich	0	0	0	5
CHE50175	Clear Pharmacy - Crewe	0	0	0	91
CHE50340	Andrews Pharmacy - Macclesfield	0	0	0	11
CHE50632	Rowlands - Middlewich	0	0	0	16
CHE50803	Boots - Sandbach	0	0	0	***
CHE50805	Mannings Chemist, Knutsford	0	0	0	7
CHE50816	Well (224193) - Park Lane, Maccle	0	0	0	30
CHE50819	Well (224537) - Handforth	0	0	0	0
CHE50822	Well (223032) - Sunderland St, Macclesf	0	0	0	100
CHE50840	Assan Pharmacy Ltd T/A Cohens Chemist	0	0	0	97
CHE50849	The Weston Pharmacy (R H Swinn Ltd)	0	0	0	14
CHE50874	Lloyds - Lawton Road, Stoke	0	0	0	16
CHE50876	Lloyds - Wilmslow	0	0	0	***
CHE50877	Lloyds - Charlotte St, Macclesfield	0	0	0	13
CHE50878	Lloyds - Congleton	0	0	0	72
CHE50883	AJ Hodgson T/A London Road pharmacy	0	0	0	25
CHE56610	Boots - Grand Junction, Crewe	0	0	0	27
CHE57006	Salus Pharmacy - Congleton	0	0	0	29
		-	-	-	-
		-	-	-	-
		-	-	-	-
		-	-	-	-
		-	-	-	-
		-	-	-	-
		-	-	-	-
		-	-	-	-
		-	-	-	-
		-	-	-	-
		-	-	-	-
		-	-	-	-
		-	-	-	-
		-	-	-	-
		-	-	-	-
		-	-	-	-
CHE	Cheshire East Local Authority	***	6	83	758



CLIENT REVIEW DATA: BY AGENCY

EMPLOYMENT STATUS:

Total individuals for the current year to date, shown by the last recorded employment status.

IMS	Agencies	Pupil / Student	Regular Employment	Unemploy & seeking work	Retired from paid work	LT Sick or disabled	Others	Not Known
CHE30029	Catherine House, Crewe	0	0	0	0	0	0	337
CHE30030	Barnabas Centre, Macclesfield	0	0	0	0	0	0	120
CHE50022	Boots - Nantwich	0	0	0	0	0	0	5
CHE50175	Clear Pharmacy - Crewe	0	0	0	0	0	0	91
CHE50340	Andrews Pharmacy - Macclesfield	0	0	0	0	0	0	11
CHE50632	Rowlands - Middlewich	0	0	0	0	0	0	16
CHE50803	Boots - Sandbach	0	0	0	0	0	0	***
CHE50805	Mannings Chemist, Knutsford	0	0	0	0	0	0	7
CHE50816	Well (224193) - Park Lane, Macclesfield	0	0	0	0	0	0	30
CHE50819	Well (224537) - Handforth	0	0	0	0	0	0	0
CHE50822	Well (223032) - Sunderland	0	0	0	0	0	0	100
CHE50840	Assan Pharmacy Ltd T/A Coopers	0	0	0	0	0	0	97
CHE50849	The Weston Pharmacy (RHS)	0	0	0	0	0	0	14
CHE50874	Lloyds - Lawton Road, Stoke Newington	0	0	0	0	0	0	16
CHE50876	Lloyds - Wilmslow	0	0	0	0	0	0	***
CHE50877	Lloyds - Charlotte St, Macclesfield	0	0	0	0	0	0	13
CHE50878	Lloyds - Congleton	0	0	0	0	0	0	72
CHE50883	AJ Hodgson T/A London Road	0	0	0	0	0	0	25
CHE56610	Boots - Grand Junction, Crewe	0	0	0	0	0	0	27
CHE57006	Salus Pharmacy - Congleton	0	0	0	0	0	0	29
		-	-	-	-	-	-	-
		-	-	-	-	-	-	-
		-	-	-	-	-	-	-
		-	-	-	-	-	-	-
		-	-	-	-	-	-	-
		-	-	-	-	-	-	-
		-	-	-	-	-	-	-
		-	-	-	-	-	-	-
		-	-	-	-	-	-	-
		-	-	-	-	-	-	-
		-	-	-	-	-	-	-
		-	-	-	-	-	-	-
		-	-	-	-	-	-	-
		-	-	-	-	-	-	-
		-	-	-	-	-	-	-
		-	-	-	-	-	-	-
		-	-	-	-	-	-	-
CHE	Cheshire East Local Authority	0	0	0	0	0	0	849

For those clients where an employment status was recorded:

CLIENT REVIEW DATA: BY AGENCY

PARENTAL STATUS:

Total individuals for the current year to date, shown by the last recorded parental status.

IMS	Agencies	All the children live with client	Some of the children live with client	None of the children live with client	Client declined to answer	Not a parent	Not Known
CHE30029	Catherine House, Crewe	0	0	0	0	0	337
CHE30030	Barnabas Centre, Macclesfield	0	0	0	0	0	120
CHE50022	Boots - Nantwich	0	0	0	0	0	5
CHE50175	Clear Pharmacy - Crewe	0	0	0	0	0	91
CHE50340	Andrews Pharmacy - Macclesfield	0	0	0	0	0	11
CHE50632	Rowlands - Middlewich	0	0	0	0	0	16
CHE50803	Boots - Sandbach	0	0	0	0	0	***
CHE50805	Mannings Chemist, Knutsford	0	0	0	0	0	7
CHE50816	Well (224193) - Park Lane, Maccle	0	0	0	0	0	30
CHE50819	Well (224537) - Handforth	0	0	0	0	0	0
CHE50822	Well (223032) - Sunderland St, Macclesf	0	0	0	0	0	100
CHE50840	Assan Pharmacy Ltd T/A Cohens Chemist	0	0	0	0	0	97
CHE50849	The Weston Pharmacy (R H Swinn Ltd)	0	0	0	0	0	14
CHE50874	Lloyds - Lawton Road, Stoke	0	0	0	0	0	16
CHE50876	Lloyds - Wilmslow	0	0	0	0	0	***
CHE50877	Lloyds - Charlotte St, Macclesfield	0	0	0	0	0	13
CHE50878	Lloyds - Congleton	0	0	0	0	0	72
CHE50883	AJ Hodgson T/A London Road pharmacy	0	0	0	0	0	25
CHE56610	Boots - Grand Junction, Crewe	0	0	0	0	0	27
CHE57006	Salus Pharmacy - Congleton	0	0	0	0	0	29
		-	-	-	-	-	-
		-	-	-	-	-	-
		-	-	-	-	-	-
		-	-	-	-	-	-
		-	-	-	-	-	-
		-	-	-	-	-	-
		-	-	-	-	-	-
		-	-	-	-	-	-
		-	-	-	-	-	-
		-	-	-	-	-	-
		-	-	-	-	-	-
		-	-	-	-	-	-
		-	-	-	-	-	-
		-	-	-	-	-	-
		-	-	-	-	-	-
		-	-	-	-	-	-
		-	-	-	-	-	-
		-	-	-	-	-	-
		-	-	-	-	-	-
		-	-	-	-	-	-
CHE	Cheshire East Local Authority	0	0	0	0	0	849

Where clients stated that they are a parent (of children under 18)



0% All children live with the client

0% Some children live with the client

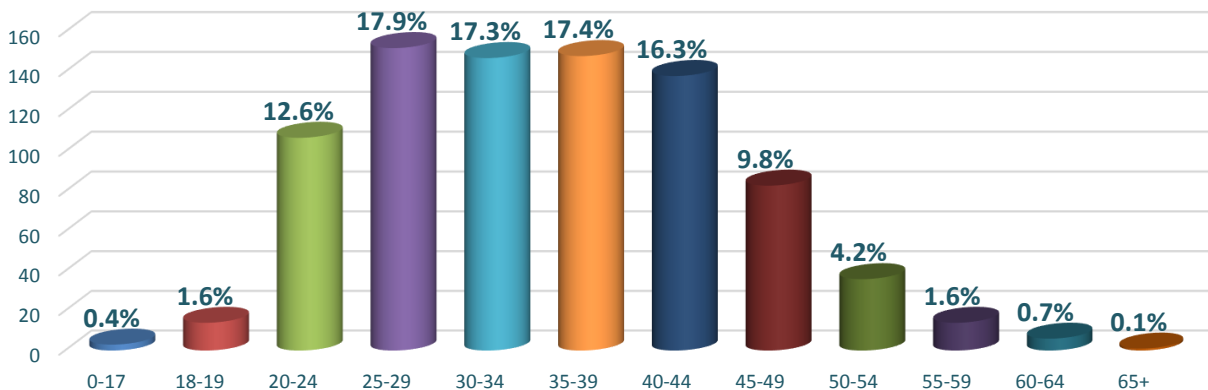
0% No children live with the client

NEEDLE & SYRINGE PROGRAMME CLIENTS ONLY - SUMMARY: BY AGENCY

AGE GROUPS:

Total needle and syringe exchange clients for the current year to date, shown by age group.

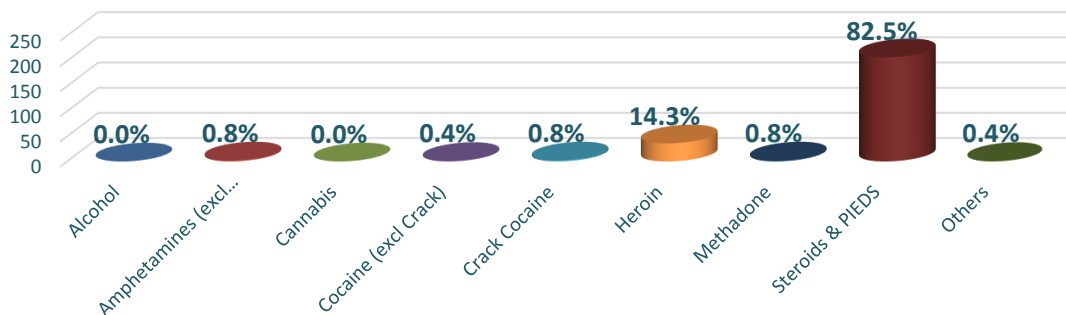
IMS	Agencies	0-17	18-19	20-24	25-29	30-34	35-39	40-44	45-49	50-54	55-59	60-64	65+
CHE30029	Catherine House, Crewe	***	12	72	82	62	46	30	21	7	***	0	0
CHE30030	Barnabas Centre, Macclesfield	0	***	16	31	16	20	12	13	***	5	***	0
CHE50022	Boots - Nantwich	0	0	0	***	0	0	***	***	0	0	0	0
CHE50175	Clear Pharmacy - Crewe	0	0	***	11	14	27	20	11	***	***	0	0
CHE50340	Andrews Pharmacy - Macclesfield	0	0	***	0	***	***	5	***	0	0	0	0
CHE50632	Rowlands - Middlewich	0	0	0	***	***	***	***	***	***	***	0	0
CHE50803	Boots - Sandbach	0	0	0	0	0	***	***	0	0	0	0	0
CHE50805	Mannings Chemist, Knutsford	0	0	0	0	0	0	***	***	***	0	0	0
CHE50816	Well (224193) - Park Lane, Maccle	0	0	***	***	7	7	8	***	***	0	0	0
CHE50819	Well (224537) - Handforth	0	0	0	0	0	0	0	0	0	0	0	0
CHE50822	Well (223032) - Sunderland St, Macclesf	***	0	***	***	16	20	33	15	9	***	0	0
CHE50840	Assan Pharmacy Ltd T/A Cohens Chemist	0	0	***	***	21	19	29	12	7	***	0	***
CHE50849	The Weston Pharmacy (R H Swinn Ltd)	0	0	0	***	***	***	***	***	***	0	0	0
CHE50874	Lloyds - Lawton Road, Stoke	0	0	***	***	***	***	***	0	***	0	0	0
CHE50876	Lloyds - Wilmslow	0	0	0	0	0	***	0	0	0	0	0	0
CHE50877	Lloyds - Charlotte St, Macclesfield	0	0	0	0	***	***	***	***	***	0	0	0
CHE50878	Lloyds - Congleton	0	***	9	9	17	12	11	9	***	***	0	0
CHE50883	AJ Hodgson T/A London Road pharmacy	0	0	0	0	7	***	11	***	0	0	***	0
CHE56610	Boots - Grand Junction, Crewe	0	0	***	***	6	10	5	***	0	0	0	0
CHE57006	Salus Pharmacy - Congleton	0	0	***	5	***	11	5	***	***	0	***	0
		-	-	-	-	-	-	-	-	-	-	-	-
		-	-	-	-	-	-	-	-	-	-	-	-
		-	-	-	-	-	-	-	-	-	-	-	-
		-	-	-	-	-	-	-	-	-	-	-	-
		-	-	-	-	-	-	-	-	-	-	-	-
		-	-	-	-	-	-	-	-	-	-	-	-
		-	-	-	-	-	-	-	-	-	-	-	-
		-	-	-	-	-	-	-	-	-	-	-	-
		-	-	-	-	-	-	-	-	-	-	-	-
		-	-	-	-	-	-	-	-	-	-	-	-
		-	-	-	-	-	-	-	-	-	-	-	-
		-	-	-	-	-	-	-	-	-	-	-	-
CHE	Cheshire East Local Authority	***	14	107	152	147	148	138	83	36	14	6	***



PRIMARY SUBSTANCE

Total needle and syringe exchange clients for the current year to date, shown by the last recorded primary substance.

IMS	Agencies	Alcohol	Amphetamines (excl Ecstasy)	Cannabis	Cocaine (excl Crack)	Crack Cocaine	Heroin	Methadone	Steroids & PIEDS	Others	Not Stated
CHE30029	Catherine House, Crewe	0	***	0	***	***	35	***	188	***	107
CHE30030	Barnabas Centre, Macclesfield	0	0	0	0	0	***	***	19	0	99
CHE50022	Boots - Nantwich	0	0	0	0	0	0	0	0	0	5
CHE50175	Clear Pharmacy - Crewe	0	0	0	0	0	0	0	0	0	91
CHE50340	Andrews Pharmacy - Macclesfield	0	0	0	0	0	0	0	0	0	11
CHE50632	Rowlands - Middlewich	0	0	0	0	0	0	0	0	0	16
CHE50803	Boots - Sandbach	0	0	0	0	0	0	0	0	0	***
CHE50805	Mannings Chemist, Knutsford	0	0	0	0	0	0	0	0	0	7
CHE50816	Well (224193) - Park Lane, Maccle	0	0	0	0	0	0	0	0	0	30
CHE50819	Well (224537) - Handforth	0	0	0	0	0	0	0	0	0	0
CHE50822	Well (223032) - Sunderland St, Macclesf	0	0	0	0	0	0	0	0	0	100
CHE50840	Assan Pharmacy Ltd T/A Cohens Chemist	0	0	0	0	0	0	0	0	0	97
CHE50849	The Weston Pharmacy (R H Swinn Ltd)	0	0	0	0	0	0	0	0	0	14
CHE50874	Lloyds - Lawton Road, Stoke	0	0	0	0	0	0	0	0	0	16
CHE50876	Lloyds - Wilmslow	0	0	0	0	0	0	0	0	0	***
CHE50877	Lloyds - Charlotte St, Macclesfield	0	0	0	0	0	0	0	0	0	13
CHE50878	Lloyds - Congleton	0	0	0	0	0	0	0	0	0	72
CHE50883	AJ Hodgson T/A London Road pharmacy	0	0	0	0	0	0	0	0	0	25
CHE56610	Boots - Grand Junction, Crewe	0	0	0	0	0	0	0	0	0	27
CHE57006	Salus Pharmacy - Congleton	0	0	0	0	0	0	0	0	0	29
		-	-	-	-	-	-	-	-	-	-
		-	-	-	-	-	-	-	-	-	-
		-	-	-	-	-	-	-	-	-	-
		-	-	-	-	-	-	-	-	-	-
		-	-	-	-	-	-	-	-	-	-
		-	-	-	-	-	-	-	-	-	-
		-	-	-	-	-	-	-	-	-	-
		-	-	-	-	-	-	-	-	-	-
		-	-	-	-	-	-	-	-	-	-
		-	-	-	-	-	-	-	-	-	-
		-	-	-	-	-	-	-	-	-	-
		-	-	-	-	-	-	-	-	-	-
		-	-	-	-	-	-	-	-	-	-
		-	-	-	-	-	-	-	-	-	-
		-	-	-	-	-	-	-	-	-	-
		-	-	-	-	-	-	-	-	-	-
		-	-	-	-	-	-	-	-	-	-
		-	-	-	-	-	-	-	-	-	-
		-	-	-	-	-	-	-	-	-	-
		-	-	-	-	-	-	-	-	-	-
		-	-	-	-	-	-	-	-	-	-
		-	-	-	-	-	-	-	-	-	-
		-	-	-	-	-	-	-	-	-	-
		-	-	-	-	-	-	-	-	-	-
		-	-	-	-	-	-	-	-	-	-
CHE	Cheshire East Local Authority	0	***	0	***	***	36	***	207	***	598



* Percentages shown are of those NSP clients who had a primary substance recorded

The figure for those accessing services includes all individuals who had an intervention, an onward referral, a well being review, a health screening, or a syringe exchange transaction during the quarter.

The number of individuals shown Year to Date (YTD) is not necessarily a sum of the quarterly figures as the same individual may have presented in more than one quarter, but they will only be counted once in the YTD number. Likewise the Local Authority total is less than a sum of the agency figures where an individual has presented at multiple services during the period.

The activity summary shows the number of activities delivered by each service.

The Year to Date (YTD) activity figure is cumulative and should represent the sum of each quarterly figure, unless any retrospective changes are made to the data by the agency following their quarterly data submission.

The client review data section includes all clients who have accessed services at any time during the current year to date, and details information that is collected in the client assessment review, such as Primary Substance of use, Accommodation status, Employment Status, and Parental status.

Where the client has multiple assessments completed, only the last completed assessment has been used.

Needle and syringe programme data includes all clients who have had a needle and syringe exchange transaction or exchange return recorded at any time during the quarterly period or current year to date.

Report prepared by the PHI Monitoring Team,
Public Health Institute, Liverpool John Moores University,
Henry Cotton Building, 15-21 Webster Street, Liverpool,
L3 2ET. Tel: (0151) 231 4314.
<http://ims.ljmu.ac.uk/info>
www.twitter.com/phi_ims

