

**INTRODUCTION:**

*Hello. This is the first quarterly report for the 2016-17 year and covers activity for period 1st April – 30th June 2016. Please make every effort to keep your data entry up to date. Where services have been unable to complete their IMS data for the quarterly deadline, their figures will be updated retrospectively in the next quarterly report.*

*Thank you to everyone who was able to attend our annual IMS user group event. It was great to hear your feedback on IMS. It also gave us an opportunity to show how the IMS data is used, and to present some of the developments to have planned. Information and presentations from the event are available here: [www.cph.org.uk/ims/ims-user-group-event-2016](http://www.cph.org.uk/ims/ims-user-group-event-2016)*


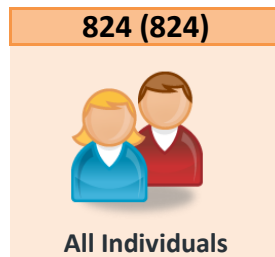
*In this quarter's report we have refreshed the layout, and included additional tables to show figures for needle and syringe exchange clients as a separate cohort to all the IMS client data. The needle and syringe exchange figures are found in pages 11-14 with the blue title bars. Thank you to everyone who has given feedback on the content of this report. If you have any requests for changes to additions please do let us know.*

*We have been awarded the title of Research Institute and have changed our name: formerly the Centre for Public Health (CPH), we have now become the Public Health Institute (PHI). Our contact details are unchanged and the new name will be formally launched in October.*


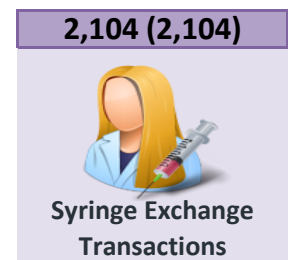
*The 2015/16 annual report will be available before the end of the year with the detail for all IMS client activity recorded during 2015/16 across Cheshire and Merseyside, and cross matching activity recorded in IMS with client numbers from the National Drug Treatment monitoring System (NDTMS) and the Drug Intervention Programme*

**ACTIVITY SUMMARY FOR: WIRRAL**

**Number of individuals who accessed non-structured interventions this quarter (and year to date).**



**Number of separate activities that were accessed this quarter (and year to date).**




**CLIENTS SUMMARY: BY AGENCY**

**NUMBER OF INDIVIDUALS SEEN BY QUARTER:**

The number of individuals reported for all agencies each quarter, and the total number of individuals seen during the current year to date. The local authority figures are the total unique individuals.

IMS	Agencies	Qtr1	Qtr2	Qtr3	Qtr4	YTD
WIR10019	Response, Wirral	13	-	-	-	13
WIR10049	TSP Second Chance Project	58	-	-	-	58
WIR10059	Wirral Integrated Recovery Service	27	-	-	-	27
WIR30057	Birkenhead SES, Wirral - CRI	361	-	-	-	361
WIR30058	Moreton SES, Wirral - CRI	42	-	-	-	42
WIR30067	Wallasey SES, Wirral - CGL	12	-	-	-	12
WIR50076	Rowlands Pharmacy (Branch: 1368 - Chan	71	-	-	-	71
WIR50077	Lees Pharmacy Ltd	10	-	-	-	10
WIR50079	Rowlands Pharmacy (Branch: 1284 - More	9	-	-	-	9
WIR50080	Old Chester Pharmacy	48	-	-	-	48
WIR50087	Wilson's Chemist (West Kirby)	***	-	-	-	***
WIR50088	Boots (Branch: 5169 - Rockferry)	40	-	-	-	40
WIR50090	Victoria Pharmacy (Wallasey)	17	-	-	-	17
WIR50097	Egremont Pharmacy	23	-	-	-	23
WIR50105	Lloyds Pharmacy (Branch: 6705 - Arrowe P	13	-	-	-	13
WIR50106	Boots (Branch: 5989 - Bidston)	28	-	-	-	28
WIR50108	Wyn Ellis and Son Pharmacy	27	-	-	-	27
WIR50135	Cloughton Pharmacy	21	-	-	-	21
WIR50153	MedicX Pharmacy (Tranmere)	87	-	-	-	87
		-	-	-	-	-
		-	-	-	-	-
		-	-	-	-	-
		-	-	-	-	-
		-	-	-	-	-
		-	-	-	-	-
		-	-	-	-	-
		-	-	-	-	-
		-	-	-	-	-
		-	-	-	-	-
		-	-	-	-	-
		-	-	-	-	-
		-	-	-	-	-
		-	-	-	-	-
		-	-	-	-	-
		-	-	-	-	-
		-	-	-	-	-
		-	-	-	-	-
		-	-	-	-	-
		-	-	-	-	-
WIR	Wirral Local Authority	824	0	0	0	824



**Number of individuals accessing services in the Wirral Local Authority area this year**

## CLIENTS SUMMARY: BY AGENCY

### GENDER:

Number of individuals by gender for the last quarter, and during the current year to date.

IMS	Agencies	Male Q	Female Q	Male YTD	Female YTD
WIR10019	Response, Wirral	***	9	***	9
WIR10049	TSP Second Chance Project	44	14	44	14
WIR10059	Wirral Integrated Recovery Service	17	10	17	10
WIR30057	Birkenhead SES, Wirral - CRI	341	20	341	20
WIR30058	Moreton SES, Wirral - CRI	42	0	42	0
WIR30067	Wallasey SES, Wirral - CGL	12	0	12	0
WIR50076	Rowlands Pharmacy (Branch: 1368 - Chan	64	7	64	7
WIR50077	Lees Pharmacy Ltd	10	0	10	0
WIR50079	Rowlands Pharmacy (Branch: 1284 - More	7	***	7	***
WIR50080	Old Chester Pharmacy	35	13	35	13
WIR50087	Wilson's Chemist (West Kirby)	***	0	***	0
WIR50088	Boots (Branch: 5169 - Rockferry)	35	5	35	5
WIR50090	Victoria Pharmacy (Wallasey)	17	0	17	0
WIR50097	Egremont Pharmacy	21	***	21	***
WIR50105	Lloyds Pharmacy (Branch: 6705 - Arrowe P	12	***	12	***
WIR50106	Boots (Branch: 5989 - Bidston)	24	***	24	***
WIR50108	Wyn Ellis and Son Pharmacy	23	***	23	***
WIR50135	Cloughton Pharmacy	17	***	17	***
WIR50153	MedicX Pharmacy (Tranmere)	78	9	78	9
		-	-	-	-
		-	-	-	-
		-	-	-	-
		-	-	-	-
		-	-	-	-
		-	-	-	-
		-	-	-	-
		-	-	-	-
		-	-	-	-
		-	-	-	-
		-	-	-	-
		-	-	-	-
		-	-	-	-
		-	-	-	-
		-	-	-	-
WIR	Wirral Local Authority	730	94	730	94

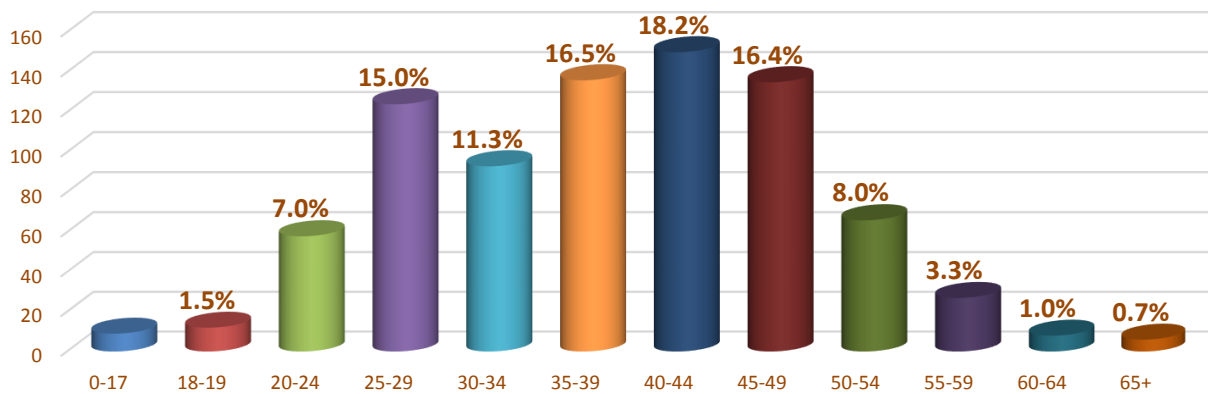


**CLIENTS SUMMARY: BY AGENCY**

**AGE GROUPS:**

Total individuals for the current year to date, shown by age group.

IMS	Agencies	0-17	18-19	20-24	25-29	30-34	35-39	40-44	45-49	50-54	55-59	60-64	65+
WIR10019	Response, Wirral	9	***	0	0	0	0	0	0	0	0	0	0
WIR10049	TSP Second Chance Project	0	***	***	7	***	10	5	11	9	6	***	0
WIR10059	Wirral Integrated Recovery Service	0	0	***	6	5	***	***	***	***	***	0	***
WIR30057	Birkenhead SES, Wirral - CRI	0	***	39	65	48	60	68	42	23	7	***	***
WIR30058	Moreton SES, Wirral - CRI	0	***	***	12	6	8	***	5	***	***	0	0
WIR30067	Wallasey SES, Wirral - CGL	0	0	***	***	***	***	***	***	***	0	0	0
WIR50076	Rowlands Pharmacy (Branch: 1368 - Chan	0	0	***	***	5	13	21	16	5	***	0	0
WIR50077	Lees Pharmacy Ltd	0	0	0	***	***	***	***	***	***	0	0	0
WIR50079	Rowlands Pharmacy (Branch: 1284 - More	0	0	0	0	5	***	***	***	0	***	0	0
WIR50080	Old Chester Pharmacy	0	0	***	***	***	10	14	9	***	***	***	0
WIR50087	Wilson's Chemist (West Kirby)	0	0	0	0	0	0	0	0	***	0	0	0
WIR50088	Boots (Branch: 5169 - Rockferry)	0	0	***	***	***	10	9	10	***	0	***	0
WIR50090	Victoria Pharmacy (Wallasey)	0	0	0	***	5	***	***	***	***	***	0	0
WIR50097	Egremont Pharmacy	0	0	0	***	6	***	5	***	***	***	0	0
WIR50105	Lloyds Pharmacy (Branch: 6705 - Arrowe P	0	0	0	0	***	***	***	6	***	0	0	0
WIR50106	Boots (Branch: 5989 - Bidston)	0	0	***	5	***	***	7	6	***	0	0	0
WIR50108	Wyn Ellis and Son Pharmacy	0	0	***	***	***	5	7	***	***	***	0	0
WIR50135	Cloughton Pharmacy	0	0	0	***	0	5	5	6	***	0	0	0
WIR50153	MedicX Pharmacy (Tranmere)	0	***	***	18	***	14	13	23	***	5	***	***
-	-	-	-	-	-	-	-	-	-	-	-	-	-
-	-	-	-	-	-	-	-	-	-	-	-	-	-
-	-	-	-	-	-	-	-	-	-	-	-	-	-
-	-	-	-	-	-	-	-	-	-	-	-	-	-
-	-	-	-	-	-	-	-	-	-	-	-	-	-
-	-	-	-	-	-	-	-	-	-	-	-	-	-
-	-	-	-	-	-	-	-	-	-	-	-	-	-
-	-	-	-	-	-	-	-	-	-	-	-	-	-
-	-	-	-	-	-	-	-	-	-	-	-	-	-
-	-	-	-	-	-	-	-	-	-	-	-	-	-
-	-	-	-	-	-	-	-	-	-	-	-	-	-
-	-	-	-	-	-	-	-	-	-	-	-	-	-
-	-	-	-	-	-	-	-	-	-	-	-	-	-
-	-	-	-	-	-	-	-	-	-	-	-	-	-
-	-	-	-	-	-	-	-	-	-	-	-	-	-
-	-	-	-	-	-	-	-	-	-	-	-	-	-
-	-	-	-	-	-	-	-	-	-	-	-	-	-
WIR	Wirral Local Authority	9	12	58	124	93	136	150	135	66	27	8	6



## ACTIVITY SUMMARY: BY AGENCY

Total activity by type delivered by each agency quarterly and as a total for the current year to date.

IMS	Interventions					Referrals					Syringe Exchange Transactions				
	Qtr1	Qtr2	Qtr3	Qtr4	YTD	Qtr1	Qtr2	Qtr3	Qtr4	YTD	Qtr1	Qtr2	Qtr3	Qtr4	YTD
WIR10019	0	0	0	0	0	0	0	0	0	0	0	0	0	0	0
WIR10049	163	0	0	0	163	42	0	0	0	42	0	0	0	0	0
WIR10059	8	0	0	0	8	0	0	0	0	0	0	0	0	0	0
WIR30057	181	0	0	0	181	***	0	0	0	***	590	0	0	0	590
WIR30058	0	0	0	0	0	0	0	0	0	0	57	0	0	0	57
WIR30067	0	0	0	0	0	0	0	0	0	0	14	0	0	0	14
WIR50076	0	0	0	0	0	0	0	0	0	0	237	0	0	0	237
WIR50077	0	0	0	0	0	0	0	0	0	0	57	0	0	0	57
WIR50079	0	0	0	0	0	0	0	0	0	0	17	0	0	0	17
WIR50080	0	0	0	0	0	0	0	0	0	0	273	0	0	0	273
WIR50087	0	0	0	0	0	0	0	0	0	0	***	0	0	0	***
WIR50088	0	0	0	0	0	0	0	0	0	0	177	0	0	0	177
WIR50090	0	0	0	0	0	0	0	0	0	0	54	0	0	0	54
WIR50097	0	0	0	0	0	0	0	0	0	0	71	0	0	0	71
WIR50105	0	0	0	0	0	0	0	0	0	0	28	0	0	0	28
WIR50106	0	0	0	0	0	0	0	0	0	0	83	0	0	0	83
WIR50108	0	0	0	0	0	0	0	0	0	0	82	0	0	0	82
WIR50135	0	0	0	0	0	0	0	0	0	0	167	0	0	0	167
WIR50153	0	0	0	0	0	0	0	0	0	0	196	0	0	0	196
-	-	-	-	-	-	-	-	-	-	-	-	-	-	-	-
-	-	-	-	-	-	-	-	-	-	-	-	-	-	-	-
-	-	-	-	-	-	-	-	-	-	-	-	-	-	-	-
-	-	-	-	-	-	-	-	-	-	-	-	-	-	-	-
-	-	-	-	-	-	-	-	-	-	-	-	-	-	-	-
-	-	-	-	-	-	-	-	-	-	-	-	-	-	-	-
-	-	-	-	-	-	-	-	-	-	-	-	-	-	-	-
-	-	-	-	-	-	-	-	-	-	-	-	-	-	-	-
-	-	-	-	-	-	-	-	-	-	-	-	-	-	-	-
-	-	-	-	-	-	-	-	-	-	-	-	-	-	-	-
-	-	-	-	-	-	-	-	-	-	-	-	-	-	-	-
-	-	-	-	-	-	-	-	-	-	-	-	-	-	-	-
-	-	-	-	-	-	-	-	-	-	-	-	-	-	-	-
-	-	-	-	-	-	-	-	-	-	-	-	-	-	-	-
-	-	-	-	-	-	-	-	-	-	-	-	-	-	-	-
WIR	352	0	0	0	352	45	0	0	0	45	2,104	0	0	0	2,104




**352** Number of brief interventions delivered to clients in the Wirral Local Authority area this year

That equates to an average of 0.43 interventions per person

**ACTIVITY SUMMARY: BY AGENCY**

Total activity by type delivered by each agency quarterly and as a total for the current year to date.

IMS	Wellbeing/Reviews					Health Screenings					Syringe Exchange Returns				
	Qtr1	Qtr2	Qtr3	Qtr4	YTD	Qtr1	Qtr2	Qtr3	Qtr4	YTD	Qtr1	Qtr2	Qtr3	Qtr4	YTD
WIR10019	0	0	0	0	0	0	0	0	0	0	0	0	0	0	0
WIR10049	28	0	0	0	28	0	0	0	0	0	0	0	0	0	0
WIR10059	8	0	0	0	8	0	0	0	0	0	0	0	0	0	0
WIR30057	0	0	0	0	0	***	0	0	0	***	231	0	0	0	231
WIR30058	0	0	0	0	0	0	0	0	0	0	19	0	0	0	19
WIR30067	0	0	0	0	0	0	0	0	0	0	***	0	0	0	***
WIR50076	0	0	0	0	0	0	0	0	0	0	***	0	0	0	***
WIR50077	0	0	0	0	0	0	0	0	0	0	***	0	0	0	***
WIR50079	0	0	0	0	0	0	0	0	0	0	0	0	0	0	0
WIR50080	0	0	0	0	0	0	0	0	0	0	26	0	0	0	26
WIR50087	0	0	0	0	0	0	0	0	0	0	0	0	0	0	0
WIR50088	0	0	0	0	0	0	0	0	0	0	0	0	0	0	0
WIR50090	0	0	0	0	0	0	0	0	0	0	7	0	0	0	7
WIR50097	0	0	0	0	0	0	0	0	0	0	6	0	0	0	6
WIR50105	0	0	0	0	0	0	0	0	0	0	***	0	0	0	***
WIR50106	0	0	0	0	0	0	0	0	0	0	***	0	0	0	***
WIR50108	0	0	0	0	0	0	0	0	0	0	0	0	0	0	0
WIR50135	0	0	0	0	0	0	0	0	0	0	0	0	0	0	0
WIR50153	0	0	0	0	0	0	0	0	0	0	14	0	0	0	14
-	-	-	-	-	-	-	-	-	-	-	-	-	-	-	-
-	-	-	-	-	-	-	-	-	-	-	-	-	-	-	-
-	-	-	-	-	-	-	-	-	-	-	-	-	-	-	-
-	-	-	-	-	-	-	-	-	-	-	-	-	-	-	-
-	-	-	-	-	-	-	-	-	-	-	-	-	-	-	-
-	-	-	-	-	-	-	-	-	-	-	-	-	-	-	-
-	-	-	-	-	-	-	-	-	-	-	-	-	-	-	-
-	-	-	-	-	-	-	-	-	-	-	-	-	-	-	-
-	-	-	-	-	-	-	-	-	-	-	-	-	-	-	-
-	-	-	-	-	-	-	-	-	-	-	-	-	-	-	-
-	-	-	-	-	-	-	-	-	-	-	-	-	-	-	-
-	-	-	-	-	-	-	-	-	-	-	-	-	-	-	-
-	-	-	-	-	-	-	-	-	-	-	-	-	-	-	-
-	-	-	-	-	-	-	-	-	-	-	-	-	-	-	-
WIR	36	0	0	0	36	***	0	0	0	***	311	0	0	0	311



**2,104**

**Number of syringe exchange transactions by clients in the Wirral Local Authority area this year**

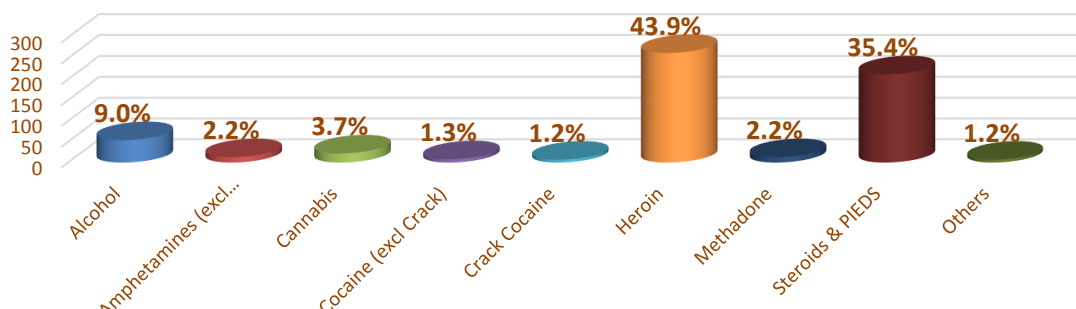
**There were 311 equipment returns recorded  
A ratio of 1 return to every 6.77 syringe exchange visits**

CLIENT REVIEW DATA: BY AGENCY

PRIMARY SUBSTANCE:

Total individuals for the current year to date, shown by the last recorded primary substance.

IMS	Agencies	Alcohol	Amphetamines (excl Ecstasy)	Cannabis	Cocaine (excl Crack)	Crack Cocaine	Heroin	Methadone	Steroids & PIEDS	Others	Not Stated
WIR10019	Response, Wirral	7	0	6	0	0	0	0	0	0	0
WIR10049	TSP Second Chance Project	33	0	14	***	***	***	***	0	***	***
WIR10059	Wirral Integrated Recovery Service	14	***	***	***	0	***	0	0	***	***
WIR30057	Birkenhead SES, Wirral - CRI	0	5	0	***	***	56	7	169	***	120
WIR30058	Moreton SES, Wirral - CRI	0	0	0	0	0	***	0	9	0	31
WIR30067	Wallasey SES, Wirral - CGL	0	0	0	0	0	0	0	0	0	12
WIR50076	Rowlands Pharmacy (Branch: 1368 - Chan	0	0	0	0	***	47	***	***	0	19
WIR50077	Lees Pharmacy Ltd	0	0	0	0	0	***	0	6	0	0
WIR50079	Rowlands Pharmacy (Branch: 1284 - More	0	0	0	0	0	0	***	0	0	8
WIR50080	Old Chester Pharmacy	0	0	0	***	***	40	***	***	0	0
WIR50087	Wilson's Chemist (West Kirby)	0	0	0	0	0	***	0	0	0	0
WIR50088	Boots (Branch: 5169 - Rockferry)	0	***	0	0	0	26	0	***	0	8
WIR50090	Victoria Pharmacy (Wallasey)	0	0	0	0	0	14	0	***	0	***
WIR50097	Egremont Pharmacy	0	0	0	0	0	14	***	***	0	6
WIR50105	Lloyds Pharmacy (Branch: 6705 - Arrowe P	0	***	0	0	0	11	0	0	0	***
WIR50106	Boots (Branch: 5989 - Bidston)	0	0	0	0	0	21	0	***	0	***
WIR50108	Wyn Ellis and Son Pharmacy	0	***	0	0	0	22	0	***	0	0
WIR50135	Cloughton Pharmacy	0	***	0	0	0	13	0	0	0	7
WIR50153	MedicX Pharmacy (Tranmere)	0	***	0	0	0	31	0	12	0	42
		0	0	0	0	0	0	0	0	0	0
		0	0	0	0	0	0	0	0	0	0
		-	-	-	-	-	-	-	-	-	-
		-	-	-	-	-	-	-	-	-	-
		-	-	-	-	-	-	-	-	-	-
		-	-	-	-	-	-	-	-	-	-
		-	-	-	-	-	-	-	-	-	-
		-	-	-	-	-	-	-	-	-	-
		-	-	-	-	-	-	-	-	-	-
		-	-	-	-	-	-	-	-	-	-
		-	-	-	-	-	-	-	-	-	-
		-	-	-	-	-	-	-	-	-	-
		-	-	-	-	-	-	-	-	-	-
		-	-	-	-	-	-	-	-	-	-
WIR	Wirral Local Authority	54	13	22	8	7	263	13	212	7	225



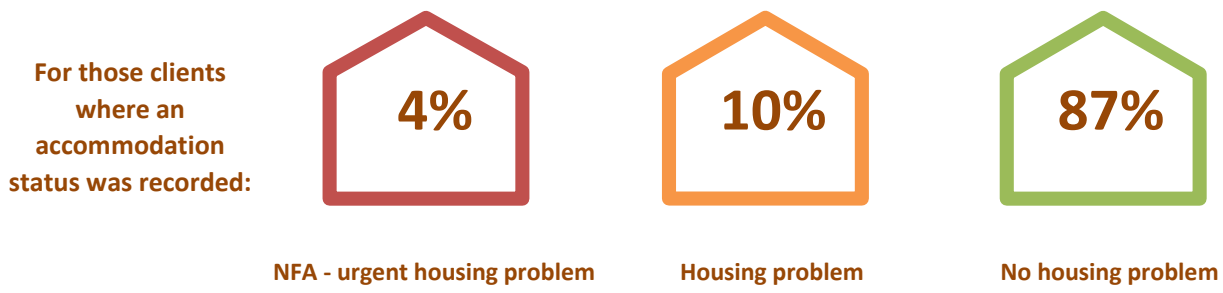
\* Percentages shown are of those clients who had a primary substance recorded

**CLIENT REVIEW DATA: BY AGENCY**

**ACCOMMODATION NEED:**

Total individuals for the current year to date, shown by the last recorded accommodation status.

IMS	Agencies	NFA - urgent			
		housing problem	Housing problem	No housing problem	Not recorded
WIR10019	Response, Wirral	0	***	11	0
WIR10049	TSP Second Chance Project	***	17	38	***
WIR10059	Wirral Integrated Recovery Service	0	***	20	5
WIR30057	Birkenhead SES, Wirral - CRI	9	6	165	181
WIR30058	Moreton SES, Wirral - CRI	0	0	11	31
WIR30067	Wallasey SES, Wirral - CGL	0	0	0	12
WIR50076	Rowlands Pharmacy (Branch: 1368 - Chan	0	0	0	71
WIR50077	Lees Pharmacy Ltd	0	0	0	10
WIR50079	Rowlands Pharmacy (Branch: 1284 - More	0	0	0	9
WIR50080	Old Chester Pharmacy	0	0	0	48
WIR50087	Wilson's Chemist (West Kirby)	0	0	0	***
WIR50088	Boots (Branch: 5169 - Rockferry)	0	0	0	40
WIR50090	Victoria Pharmacy (Wallasey)	0	0	0	17
WIR50097	Egremont Pharmacy	0	0	0	23
WIR50105	Lloyds Pharmacy (Branch: 6705 - Arrowe P	0	0	0	13
WIR50106	Boots (Branch: 5989 - Bidston)	0	0	0	28
WIR50108	Wyn Ellis and Son Pharmacy	0	0	0	27
WIR50135	Cloughton Pharmacy	0	0	0	21
WIR50153	MedicX Pharmacy (Tranmere)	0	0	0	87
		-	-	-	-
		-	-	-	-
		-	-	-	-
		-	-	-	-
		-	-	-	-
		-	-	-	-
		-	-	-	-
		-	-	-	-
		-	-	-	-
		-	-	-	-
		-	-	-	-
		-	-	-	-
		-	-	-	-
		-	-	-	-
		-	-	-	-
		-	-	-	-
		-	-	-	-
		-	-	-	-
WIR	Wirral Local Authority	11	27	245	541



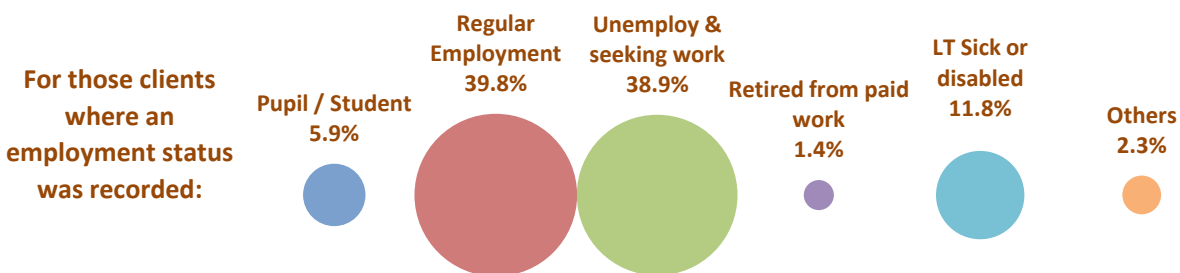


**CLIENT REVIEW DATA: BY AGENCY**

**EMPLOYMENT STATUS:**

Total individuals for the current year to date, shown by the last recorded employment status.

IMS	Agencies	Pupil / Student	Regular Employment	Unemploy & seeking work	Retired from paid work	LT Sick or disabled	Others	Not recorded
WIR10019	Response, Wirral	13	0	0	0	0	0	0
WIR10049	TSP Second Chance Project	0	0	40	0	17	0	***
WIR10059	Wirral Integrated Recovery S	0	9	***	***	***	***	7
WIR30057	Birkenhead SES, Wirral - CRI	0	79	42	0	8	***	230
WIR30058	Moreton SES, Wirral - CRI	0	0	0	0	0	0	42
WIR30067	Wallasey SES, Wirral - CGL	0	0	0	0	0	0	12
WIR50076	Rowlands Pharmacy (Branch	0	0	0	0	0	0	71
WIR50077	Lees Pharmacy Ltd	0	0	0	0	0	0	10
WIR50079	Rowlands Pharmacy (Branch	0	0	0	0	0	0	9
WIR50080	Old Chester Pharmacy	0	0	0	0	0	0	48
WIR50087	Wilson's Chemist (West Kirby	0	0	0	0	0	0	***
WIR50088	Boots (Branch: 5169 - Rockl	0	0	0	0	0	0	40
WIR50090	Victoria Pharmacy (Wallasey	0	0	0	0	0	0	17
WIR50097	Egremont Pharmacy	0	0	0	0	0	0	23
WIR50105	LloydsPharmacy (Branch: 67	0	0	0	0	0	0	13
WIR50106	Boots (Branch: 5989 - Bidstc	0	0	0	0	0	0	28
WIR50108	Wyn Ellis and Son Pharmacy	0	0	0	0	0	0	27
WIR50135	Cloughton Pharmacy	0	0	0	0	0	0	21
WIR50153	MedicX Pharmacy (Tranmer	0	0	0	0	0	0	87
		0	0	0	0	0	0	0
		-	-	-	-	-	-	-
		-	-	-	-	-	-	-
		-	-	-	-	-	-	-
		-	-	-	-	-	-	-
		-	-	-	-	-	-	-
		-	-	-	-	-	-	-
		-	-	-	-	-	-	-
		-	-	-	-	-	-	-
		-	-	-	-	-	-	-
		-	-	-	-	-	-	-
		-	-	-	-	-	-	-
		-	-	-	-	-	-	-
		-	-	-	-	-	-	-
		-	-	-	-	-	-	-
		-	-	-	-	-	-	-
		-	-	-	-	-	-	-
WIR	Wirral Local Authority	13	88	86	***	26	5	603



## CLIENT REVIEW DATA: BY AGENCY

### PARENTAL STATUS:

Total individuals for the current year to date, shown by the last recorded parental status.

IMS	Agencies	All the children live with client	Some of the children live with client	None of the children live with client	Client declined to answer	Not a parent	Not recorded
WIR10019	Response, Wirral	0	0	0	***	12	0
WIR10049	TSP Second Chance Project	***	***	13	***	40	***
WIR10059	Wirral Integrated Recovery Service	5	***	***	0	11	***
WIR30057	Birkenhead SES, Wirral - CRI	22	13	22	***	57	246
WIR30058	Moreton SES, Wirral - CRI	0	0	0	0	0	42
WIR30067	Wallasey SES, Wirral - CGL	0	0	0	0	0	12
WIR50076	Rowlands Pharmacy (Branch: 1368 - Chan	0	0	0	0	0	71
WIR50077	Lees Pharmacy Ltd	0	0	0	0	0	10
WIR50079	Rowlands Pharmacy (Branch: 1284 - More	0	0	0	0	0	9
WIR50080	Old Chester Pharmacy	0	0	0	0	0	48
WIR50087	Wilson's Chemist (West Kirby)	0	0	0	0	0	***
WIR50088	Boots (Branch: 5169 - Rockferry)	0	0	0	0	0	40
WIR50090	Victoria Pharmacy (Wallasey)	0	0	0	0	0	17
WIR50097	Egremont Pharmacy	0	0	0	0	0	23
WIR50105	Lloyds Pharmacy (Branch: 6705 - Arrowe P	0	0	0	0	0	13
WIR50106	Boots (Branch: 5989 - Bidston)	0	0	0	0	0	28
WIR50108	Wyn Ellis and Son Pharmacy	0	0	0	0	0	27
WIR50135	Cloughton Pharmacy	0	0	0	0	0	21
WIR50153	MedicX Pharmacy (Tranmere)	0	0	0	0	0	87
		0	0	0	0	0	0
		-	-	-	-	-	-
		-	-	-	-	-	-
		-	-	-	-	-	-
		-	-	-	-	-	-
		-	-	-	-	-	-
		-	-	-	-	-	-
		-	-	-	-	-	-
		-	-	-	-	-	-
		-	-	-	-	-	-
		-	-	-	-	-	-
		-	-	-	-	-	-
		-	-	-	-	-	-
WIR	Wirral Local Authority	29	18	38	***	120	616

### Where clients stated that they are a parent (of children under 18)



**34%** All children live with the client

**21%** Some children live with the client


**45%** No children live with the client

## NEEDLE & SYRINGE PROGRAMME CLIENTS ONLY - SUMMARY: BY AGENCY

### NUMBER OF INDIVIDUALS SEEN BY QUARTER:

The number of needle and syringe exchange clients reported for all agencies each quarter, and the total number of individuals seen during the current year to date. The local authority figures are the total unique individuals.

IMS	Agencies	Qtr1	Qtr2	Qtr3	Qtr4	YTD
WIR10019	Response, Wirral	0	-	-	-	0
WIR10049	TSP Second Chance Project	0	-	-	-	0
WIR10059	Wirral Integrated Recovery Service	0	-	-	-	0
WIR30057	Birkenhead SES, Wirral - CRI	358	-	-	-	358
WIR30058	Moreton SES, Wirral - CRI	42	-	-	-	42
WIR30067	Wallasey SES, Wirral - CGL	12	-	-	-	12
WIR50076	Rowlands Pharmacy (Branch: 1368 - Chan	71	-	-	-	71
WIR50077	Lees Pharmacy Ltd	10	-	-	-	10
WIR50079	Rowlands Pharmacy (Branch: 1284 - More	9	-	-	-	9
WIR50080	Old Chester Pharmacy	48	-	-	-	48
WIR50087	Wilson's Chemist (West Kirby)	***	-	-	-	***
WIR50088	Boots (Branch: 5169 - Rockferry)	40	-	-	-	40
WIR50090	Victoria Pharmacy (Wallasey)	17	-	-	-	17
WIR50097	Egremont Pharmacy	23	-	-	-	23
WIR50105	Lloyds Pharmacy (Branch: 6705 - Arrowe P	13	-	-	-	13
WIR50106	Boots (Branch: 5989 - Bidston)	28	-	-	-	28
WIR50108	Wyn Ellis and Son Pharmacy	27	-	-	-	27
WIR50135	Cloughton Pharmacy	21	-	-	-	21
WIR50153	MedicX Pharmacy (Tranmere)	87	-	-	-	87
		-	-	-	-	-
		-	-	-	-	-
		-	-	-	-	-
		-	-	-	-	-
		-	-	-	-	-
		-	-	-	-	-
		-	-	-	-	-
		-	-	-	-	-
		-	-	-	-	-
		-	-	-	-	-
		-	-	-	-	-
		-	-	-	-	-
		-	-	-	-	-
		-	-	-	-	-
		-	-	-	-	-
		-	-	-	-	-
		-	-	-	-	-
WIR	Wirral Local Authority	707	-	-	-	707



Number of individuals accessing needle and syringe exchange services in the Wirral Local Authority area this year

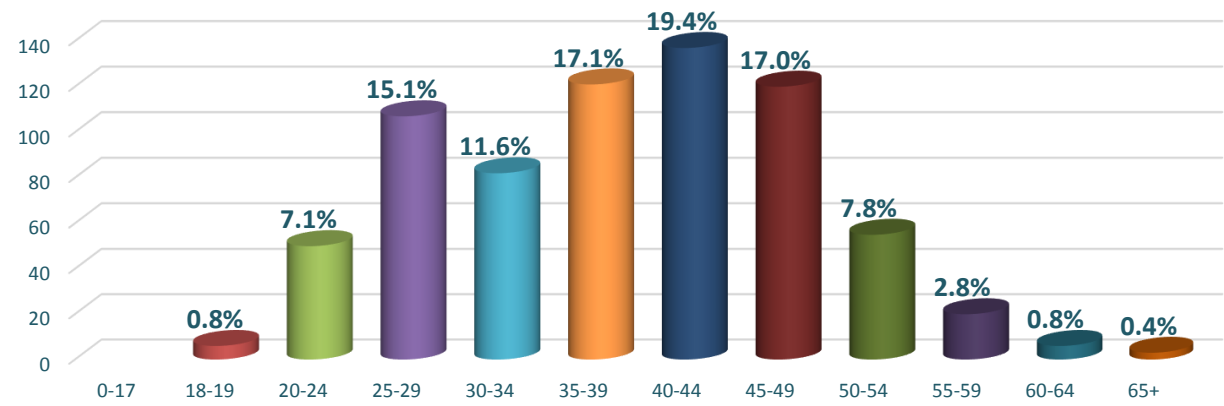


NEEDLE & SYRINGE PROGRAMME CLIENTS ONLY - SUMMARY: BY AGENCY

AGE GROUPS:

Total needle and syringe exchange clients for the current year to date, shown by age group.

IMS	Agencies	0-17	18-19	20-24	25-29	30-34	35-39	40-44	45-49	50-54	55-59	60-64	65+
WIR10019	Response, Wirral	0	0	0	0	0	0	0	0	0	0	0	0
WIR10049	TSP Second Chance Project	0	0	0	0	0	0	0	0	0	0	0	0
WIR10059	Wirral Integrated Recovery Service	0	0	0	0	0	0	0	0	0	0	0	0
WIR30057	Birkenhead SES, Wirral - CRI	0	***	37	64	48	60	68	42	23	7	***	***
WIR30058	Moreton SES, Wirral - CRI	0	***	***	12	6	8	***	5	***	***	0	0
WIR30067	Wallasey SES, Wirral - CGL	0	0	***	***	***	***	***	***	***	0	0	0
WIR50076	Rowlands Pharmacy (Branch: 1368 - Chan	0	0	***	***	5	13	21	16	5	***	0	0
WIR50077	Lees Pharmacy Ltd	0	0	0	***	***	***	***	***	***	0	0	0
WIR50079	Rowlands Pharmacy (Branch: 1284 - More	0	0	0	0	5	***	***	***	0	***	0	0
WIR50080	Old Chester Pharmacy	0	0	***	***	***	10	14	9	***	***	***	0
WIR50087	Wilsons Chemist (West Kirby)	0	0	0	0	0	0	0	0	***	0	0	0
WIR50088	Boots (Branch: 5169 - Rockferry)	0	0	***	***	***	10	9	10	***	0	***	0
WIR50090	Victoria Pharmacy (Wallasey)	0	0	0	***	5	***	***	***	***	***	0	0
WIR50097	Egremont Pharmacy	0	0	0	***	6	***	5	***	***	***	0	0
WIR50105	LloydsPharmacy (Branch: 6705 - Arrowe P	0	0	0	0	***	***	***	6	***	0	0	0
WIR50106	Boots (Branch: 5989 - Bidston)	0	0	***	5	***	***	7	6	***	0	0	0
WIR50108	Wyn Ellis and Son Pharmacy	0	0	***	***	***	5	7	***	***	***	0	0
WIR50135	Cloughton Pharmacy	0	0	0	***	0	5	5	6	***	0	0	0
WIR50153	MedicX Pharmacy (Tranmere)	0	***	***	18	***	14	13	23	***	5	***	***
-	-	-	-	-	-	-	-	-	-	-	-	-	-
-	-	-	-	-	-	-	-	-	-	-	-	-	-
-	-	-	-	-	-	-	-	-	-	-	-	-	-
-	-	-	-	-	-	-	-	-	-	-	-	-	-
-	-	-	-	-	-	-	-	-	-	-	-	-	-
-	-	-	-	-	-	-	-	-	-	-	-	-	-
-	-	-	-	-	-	-	-	-	-	-	-	-	-
-	-	-	-	-	-	-	-	-	-	-	-	-	-
-	-	-	-	-	-	-	-	-	-	-	-	-	-
-	-	-	-	-	-	-	-	-	-	-	-	-	-
-	-	-	-	-	-	-	-	-	-	-	-	-	-
-	-	-	-	-	-	-	-	-	-	-	-	-	-
-	-	-	-	-	-	-	-	-	-	-	-	-	-
-	-	-	-	-	-	-	-	-	-	-	-	-	-
WIR	Wirral Local Authority	0	6	50	107	82	121	137	120	55	20	6	***

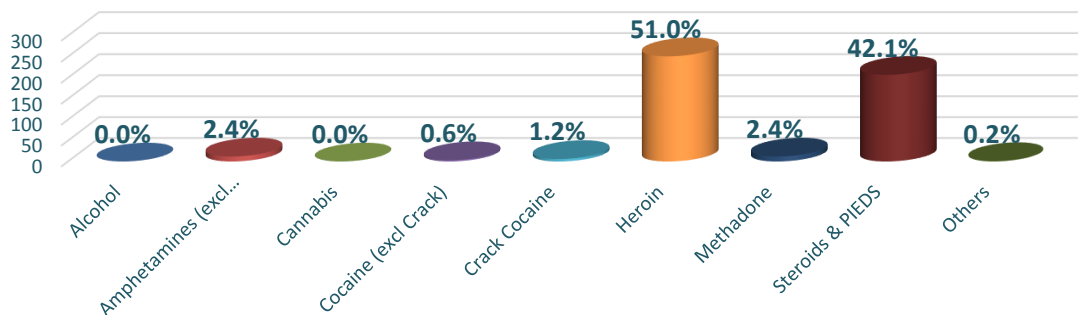


**NEEDLE & SYRINGE PROGRAMME CLIENTS ONLY - SUMMARY: BY AGENCY**

**PRIMARY SUBSTANCE**

Total needle and syringe exchange clients for the current year to date, shown by the last recorded primary substance.

IMS	Agencies	Alcohol	Amphetamines (excl Ecstasy)	Cannabis	Cocaine (excl Crack)	Crack Cocaine	Heroin	Methadone	Steroids & PIEDS	Others	Not Stated
WIR10019	Response, Wirral	0	0	0	0	0	0	0	0	0	0
WIR10049	TSP Second Chance Project	0	0	0	0	0	0	0	0	0	0
WIR10059	Wirral Integrated Recovery Service	0	0	0	0	0	0	0	0	0	0
WIR30057	Birkenhead SES, Wirral - CRI	0	5	0	***	***	55	7	167	***	120
WIR30058	Moreton SES, Wirral - CRI	0	0	0	0	0	***	0	9	0	31
WIR30067	Wallasey SES, Wirral - CGL	0	0	0	0	0	0	0	0	0	12
WIR50076	Rowlands Pharmacy (Branch: 1368 - Chan	0	0	0	0	***	47	***	***	0	19
WIR50077	Lees Pharmacy Ltd	0	0	0	0	0	***	0	6	0	0
WIR50079	Rowlands Pharmacy (Branch: 1284 - More	0	0	0	0	0	0	***	0	0	8
WIR50080	Old Chester Pharmacy	0	0	0	***	***	40	***	***	0	0
WIR50087	Wilson's Chemist (West Kirby)	0	0	0	0	0	***	0	0	0	0
WIR50088	Boots (Branch: 5169 - Rockferry)	0	***	0	0	0	26	0	***	0	8
WIR50090	Victoria Pharmacy (Wallasey)	0	0	0	0	0	14	0	***	0	***
WIR50097	Egremont Pharmacy	0	0	0	0	0	14	***	***	0	6
WIR50105	Lloyds Pharmacy (Branch: 6705 - Arrowe P	0	***	0	0	0	11	0	0	0	***
WIR50106	Boots (Branch: 5989 - Bidston)	0	0	0	0	0	21	0	***	0	***
WIR50108	Wyn Ellis and Son Pharmacy	0	***	0	0	0	22	0	***	0	0
WIR50135	Cloughton Pharmacy	0	***	0	0	0	13	0	0	0	7
WIR50153	MedicX Pharmacy (Tranmere)	0	***	0	0	0	31	0	12	0	42
-	-	-	-	-	-	-	-	-	-	-	-
-	-	-	-	-	-	-	-	-	-	-	-
-	-	-	-	-	-	-	-	-	-	-	-
-	-	-	-	-	-	-	-	-	-	-	-
-	-	-	-	-	-	-	-	-	-	-	-
-	-	-	-	-	-	-	-	-	-	-	-
-	-	-	-	-	-	-	-	-	-	-	-
-	-	-	-	-	-	-	-	-	-	-	-
-	-	-	-	-	-	-	-	-	-	-	-
-	-	-	-	-	-	-	-	-	-	-	-
-	-	-	-	-	-	-	-	-	-	-	-
-	-	-	-	-	-	-	-	-	-	-	-
-	-	-	-	-	-	-	-	-	-	-	-
-	-	-	-	-	-	-	-	-	-	-	-
-	-	-	-	-	-	-	-	-	-	-	-
-	-	-	-	-	-	-	-	-	-	-	-
-	-	-	-	-	-	-	-	-	-	-	-
WIR	Wirral Local Authority	0	12	0	***	6	251	12	207	***	215



\* Percentages shown are of those NSP clients who had a primary substance recorded

The figure for those accessing services includes all individuals who had an intervention, an onward referral, a well being review, a health screening, or a syringe exchange transaction during the quarter.

The number of individuals shown Year to Date (YTD) is not necessarily a sum of the quarterly figures as the same individual may have presented in more than one quarter, but they will only be counted once in the YTD number. Likewise the Local Authority total is less than a sum of the agency figures where an individual has presented at multiple services during the period.

The activity summary shows the number of activities delivered by each service.

The Year to Date (YTD) activity figure is cumulative and should represent the sum of each quarterly figure, unless any retrospective changes are made to the data by the agency following their quarterly data submission.

The client review data section includes all clients who have accessed services at any time during the current year to date, and details information that is collected in the client assessment review, such as Primary Substance of use, Accommodation status, Employment Status, and Parental status.

Where the client has multiple assessments completed, only the last completed assessment has been used.

Needle and syringe programme data includes all clients who have had a needle and syringe exchange transaction or exchange return recorded at any time during the quarterly period or current year to date.

Report prepared by the PHI Monitoring Team,  
Public Health Institute, Liverpool John Moores University,  
Henry Cotton Building, 15-21 Webster Street, Liverpool,  
L3 2ET. Tel: (0151) 231 4314.  
[www.cph.org.uk/ims](http://www.cph.org.uk/ims)  
[www.twitter.com/phi\\_ims](https://www.twitter.com/phi_ims)