

INTRODUCTION:

Hello. This is the first quarterly report for the 2016-17 year and covers activity for period 1st April – 30th June 2016. Please make every effort to keep your data entry up to date. Where services have been unable to complete their IMS data for the quarterly deadline, their figures will be updated retrospectively in the next quarterly report.

Thank you to everyone who was able to attend our annual IMS user group event. It was great to hear your feedback on IMS. It also gave us an opportunity to show how the IMS data is used, and to present some of the developments to have planned. Information and presentations from the event are available here: www.cph.org.uk/ims/ims-user-group-event-2016

In this quarter's report we have refreshed the layout, and included additional tables to show figures for needle and syringe exchange clients as a separate cohort to all the IMS client data. The needle and syringe exchange figures are found in pages 11-14 with the blue title bars. Thank you to everyone who has given feedback on the content of this report. If you have any requests for changes to additions please do let us know.

We have been awarded the title of Research Institute and have changed our name: formerly the Centre for Public Health (CPH), we have now become the Public Health Institute (PHI). Our contact details are unchanged and the new name will be formally launched in October.

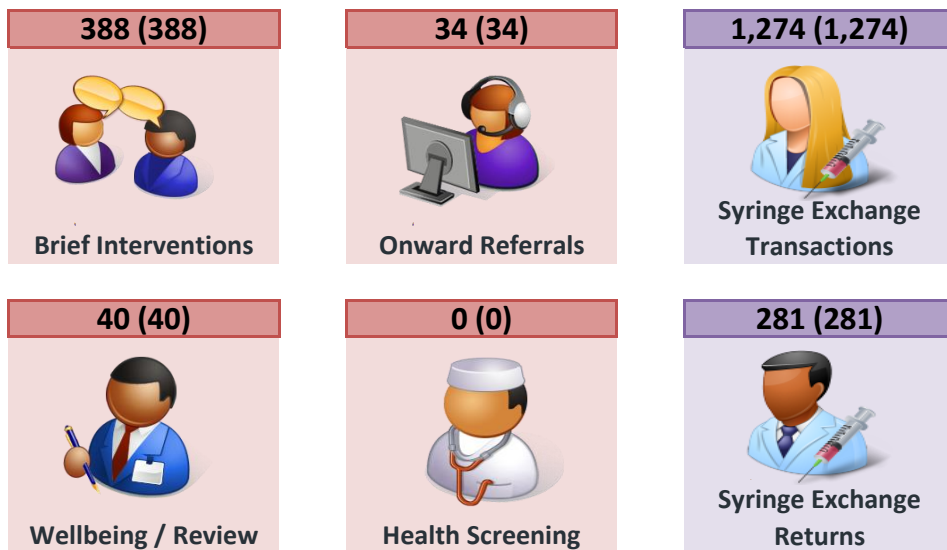
The 2015/16 annual report will be available before the end of the year with the detail for all IMS client activity recorded during 2015/16 across Cheshire and Merseyside, and cross matching activity recorded in IMS with client numbers from the National Drug Treatment monitoring System (NDTMS) and the Drug Intervention Programme

ACTIVITY SUMMARY FOR: WARRINGTON

Number of individuals who accessed non-structured interventions this quarter (and year to date).



Number of separate activities that were accessed this quarter (and year to date).




CLIENTS SUMMARY: BY AGENCY

NUMBER OF INDIVIDUALS SEEN BY QUARTER:

The number of individuals reported for all agencies each quarter, and the total number of individuals seen during the current year to date. The local authority figures are the total unique individuals.

IMS	Agencies	Qtr1	Qtr2	Qtr3	Qtr4	YTD
WAR10066	Footsteps, Warrington	44	-	-	-	44
WAR10069	Footsteps, CGL Partnership	41	-	-	-	41
WAR30039	Pathways, Warrington - CGL	123	-	-	-	123
WAR40070	Well Pharmacy - Fearnhead Cross	63	-	-	-	63
WAR40071	Rowlands Pharmacy - Thelwall Lane	155	-	-	-	155
WAR40072	Well Pharmacy - The Baths	201	-	-	-	201
WAR40073	Lloyds Pharmacy - Earl Street	88	-	-	-	88
		-	-	-	-	-
		-	-	-	-	-
		-	-	-	-	-
		-	-	-	-	-
		-	-	-	-	-
		-	-	-	-	-
WAR	Warrington Local Authority	674	0	0	0	674



Number of individuals accessing services in the Warrington Local Authority area this year

CLIENTS SUMMARY: BY AGENCY

GENDER:

Number of individuals by gender for the last quarter, and during the current year to date.

IMS	Agencies	Male Q	Female Q	Male YTD	Female YTD
WAR10066	Footsteps, Warrington	13	31	13	31
WAR10069	Footsteps, CGL Partnership	8	33	8	33
WAR30039	Pathways, Warrington - CGL	120	***	120	***
WAR40070	Well Pharmacy - Fearnhead Cross	59	***	59	***
WAR40071	Rowlands Pharmacy - Thelwall Lane	145	10	145	10
WAR40072	Well Pharmacy - The Baths	183	18	183	18
WAR40073	Lloyds Pharmacy - Earl Street	79	9	79	9
		-	-	-	-
		-	-	-	-
		-	-	-	-
		-	-	-	-
		-	-	-	-
		-	-	-	-
WAR	Warrington Local Authority	569	105	569	105

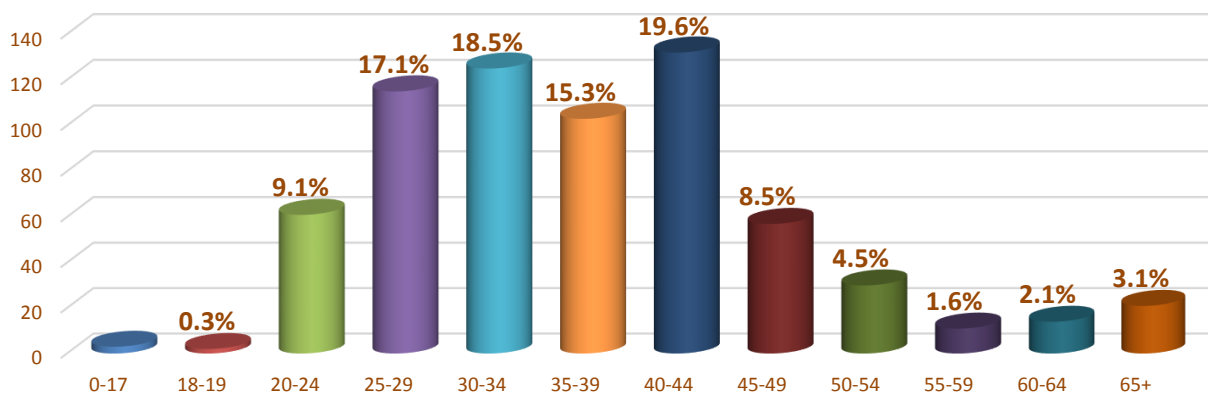


CLIENTS SUMMARY: BY AGENCY

AGE GROUPS:

Total individuals for the current year to date, shown by age group.

IMS	Agencies	0-17	18-19	20-24	25-29	30-34	35-39	40-44	45-49	50-54	55-59	60-64	65+
WAR10066	Footsteps, Warrington	***	0	***	***	***	***	***	7	6	***	5	9
WAR10069	Footsteps, CGL Partnership	0	0	***	***	***	***	***	***	5	6	7	11
WAR30039	Pathways, Warrington - CGL	0	***	11	28	32	22	22	***	***	0	0	***
WAR40070	Well Pharmacy - Fearnhead Cross	0	0	7	8	11	13	12	12	0	0	0	0
WAR40071	Rowlands Pharmacy - Thelwall Lane	0	***	20	39	33	21	19	9	10	***	***	0
WAR40072	Well Pharmacy - The Baths	0	0	15	35	35	32	67	15	***	0	***	0
WAR40073	Lloyds Pharmacy - Earl Street	0	0	***	6	18	25	22	8	5	0	0	0
		-	-	-	-	-	-	-	-	-	-	-	-
		-	-	-	-	-	-	-	-	-	-	-	-
		-	-	-	-	-	-	-	-	-	-	-	-
		-	-	-	-	-	-	-	-	-	-	-	-
		-	-	-	-	-	-	-	-	-	-	-	-
WAR	Warrington Local Authority	***	***	61	115	125	103	132	57	30	11	14	21



ACTIVITY SUMMARY: BY AGENCY

Total activity by type delivered by each agency quarterly and as a total for the current year to date.

IMS	Interventions					Referrals					Syringe Exchange Transactions				
	Qtr1	Qtr2	Qtr3	Qtr4	YTD	Qtr1	Qtr2	Qtr3	Qtr4	YTD	Qtr1	Qtr2	Qtr3	Qtr4	YTD
WAR10066	146	0	0	0	146	12	0	0	0	12	0	0	0	0	0
WAR10069	227	0	0	0	227	22	0	0	0	22	0	0	0	0	0
WAR30039	15	0	0	0	15	0	0	0	0	0	119	0	0	0	119
WAR40070	0	0	0	0	0	0	0	0	0	0	122	0	0	0	122
WAR40071	0	0	0	0	0	0	0	0	0	0	268	0	0	0	268
WAR40072	0	0	0	0	0	0	0	0	0	0	575	0	0	0	575
WAR40073	0	0	0	0	0	0	0	0	0	0	190	0	0	0	190
	-	-	-	-	-	-	-	-	-	-	-	-	-	-	-
	-	-	-	-	-	-	-	-	-	-	-	-	-	-	-
	-	-	-	-	-	-	-	-	-	-	-	-	-	-	-
	-	-	-	-	-	-	-	-	-	-	-	-	-	-	-
	-	-	-	-	-	-	-	-	-	-	-	-	-	-	-
WAR	388	0	0	0	388	34	0	0	0	34	1,274	0	0	0	1,274



388


Number of brief interventions delivered to clients in the Warrington Local Authority area this year

That equates to an average of 0.58 interventions per person

ACTIVITY SUMMARY: BY AGENCY

Total activity by type delivered by each agency quarterly and as a total for the current year to date.

IMS	Wellbeing/Reviews					Health Screenings					Syringe Exchange Returns				
	Qtr1	Qtr2	Qtr3	Qtr4	YTD	Qtr1	Qtr2	Qtr3	Qtr4	YTD	Qtr1	Qtr2	Qtr3	Qtr4	YTD
WAR10066	18	0	0	0	18	0	0	0	0	0	0	0	0	0	0
WAR10069	22	0	0	0	22	0	0	0	0	0	0	0	0	0	0
WAR30039	0	0	0	0	0	0	0	0	0	0	35	0	0	0	35
WAR40070	0	0	0	0	0	0	0	0	0	0	18	0	0	0	18
WAR40071	0	0	0	0	0	0	0	0	0	0	43	0	0	0	43
WAR40072	0	0	0	0	0	0	0	0	0	0	71	0	0	0	71
WAR40073	0	0	0	0	0	0	0	0	0	0	114	0	0	0	114
	-	-	-	-	-	-	-	-	-	-	-	-	-	-	-
	-	-	-	-	-	-	-	-	-	-	-	-	-	-	-
	-	-	-	-	-	-	-	-	-	-	-	-	-	-	-
	-	-	-	-	-	-	-	-	-	-	-	-	-	-	-
	-	-	-	-	-	-	-	-	-	-	-	-	-	-	-
WAR	40	0	0	0	40	0	0	0	0	0	281	0	0	0	281



1,274

Number of syringe exchange transactions by clients in the Warrington Local Authority area this year

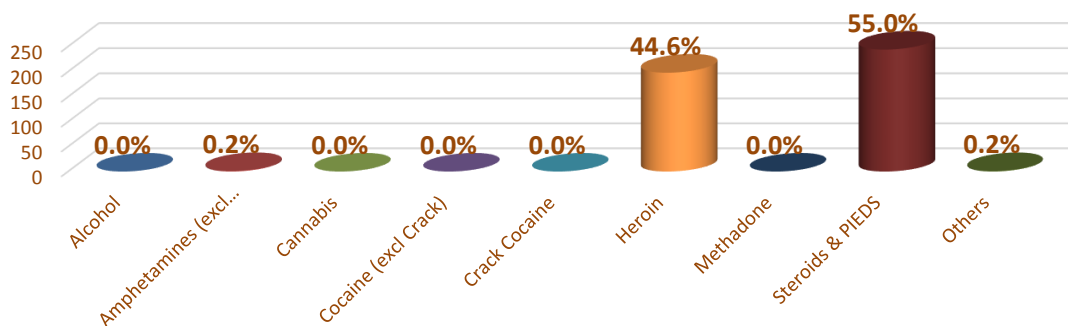
**There were 281 equipment returns were recorded
A ratio of 1 return to every 4.53 syringe exchange visits**

CLIENT REVIEW DATA: BY AGENCY

PRIMARY SUBSTANCE:

Total individuals for the current year to date, shown by the last recorded primary substance.

IMS	Agencies	Alcohol	Amphetamines (excl Ecstasy)	Cannabis	Cocaine (excl Crack)	Crack Cocaine	Heroin	Methodone	Steroids & PIEDS	Others	Not Stated
WAR10066	Footsteps, Warrington	0	0	0	0	0	0	0	0	0	44
WAR10069	Footsteps, CGL Partnership	0	0	0	0	0	0	0	0	0	41
WAR30039	Pathways, Warrington - CGL	0	***	0	0	0	***	0	94	***	24
WAR40070	Well Pharmacy - Fearnhead Cross	0	0	0	0	0	20	0	38	0	5
WAR40071	Rowlands Pharmacy - Thelwall Lane	0	0	0	0	0	13	0	23	0	119
WAR40072	Well Pharmacy - The Baths	0	0	0	0	0	130	0	61	0	10
WAR40073	Lloyds Pharmacy - Earl Street	0	0	0	0	0	56	0	32	0	0
		-	-	-	-	-	-	-	-	-	-
		-	-	-	-	-	-	-	-	-	-
		-	-	-	-	-	-	-	-	-	-
		-	-	-	-	-	-	-	-	-	-
		-	-	-	-	-	-	-	-	-	-
WAR	Warrington Local Authority	0	***	0	0	0	198	0	244	***	230



* Percentages shown are of those clients who had a primary substance recorded

CLIENT REVIEW DATA: BY AGENCY

ACCOMMODATION NEED:


Total individuals for the current year to date, shown by the last recorded accommodation status.

IMS	Agencies	NFA - urgent			
		housing problem	Housing problem	No housing problem	Not recorded
WAR10066	Footsteps, Warrington	0	0	0	44
WAR10069	Footsteps, CGL Partnership	0	0	0	41
WAR30039	Pathways, Warrington - CGL	0	0	69	54
WAR40070	Well Pharmacy - Fearnhead Cross	0	0	0	63
WAR40071	Rowlands Pharmacy - Thelwall Lane	0	0	0	155
WAR40072	Well Pharmacy - The Baths	0	0	0	201
WAR40073	Lloyds Pharmacy - Earl Street	0	0	0	88
		-	-	-	-
		-	-	-	-
		-	-	-	-
		-	-	-	-
		-	-	-	-
		-	-	-	-
WAR	Warrington Local Authority	0	0	69	605

For those clients where an accommodation status was recorded:



NFA - urgent housing problem



Housing problem



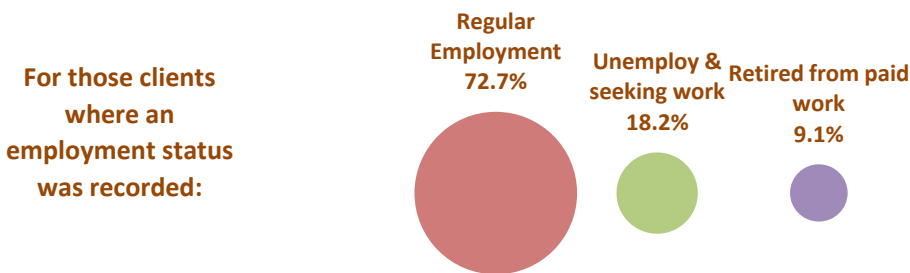
No housing problem

CLIENT REVIEW DATA: BY AGENCY

EMPLOYMENT STATUS:

Total individuals for the current year to date, shown by the last recorded employment status.

IMS	Agencies	Pupil / Student	Regular Employment	Unemploy & seeking work	Retired from paid work	LT Sick or disabled	Others	Not recorded
WAR10066	Footsteps, Warrington	0	0	0	0	0	0	44
WAR10069	Footsteps, CGL Partnership	0	0	0	0	0	0	41
WAR30039	Pathways, Warrington - CGL	0	8	***	***	0	0	112
WAR40070	Well Pharmacy - Fearnhead	0	0	0	0	0	0	63
WAR40071	Rowlands Pharmacy - Thelw	0	0	0	0	0	0	155
WAR40072	Well Pharmacy - The Baths	0	0	0	0	0	0	201
WAR40073	Lloyds Pharmacy - Earl Stree	0	0	0	0	0	0	88
		-	-	-	-	-	-	-
		-	-	-	-	-	-	-
		-	-	-	-	-	-	-
		-	-	-	-	-	-	-
		-	-	-	-	-	-	-
		-	-	-	-	-	-	-
WAR	Warrington Local Authority	0	8	***	***	0	0	663



CLIENT REVIEW DATA: BY AGENCY

PARENTAL STATUS:

Total individuals for the current year to date, shown by the last recorded parental status.

IMS	Agencies	All the children live with client	Some of the children live with client	None of the children live with client	Client declined to answer	Not a parent	Not recorded
WAR10066	Footsteps, Warrington	0	0	0	0	0	44
WAR10069	Footsteps, CGL Partnership	0	0	0	0	0	41
WAR30039	Pathways, Warrington - CGL	***	***	0	***	7	112
WAR40070	Well Pharmacy - Fearnhead Cross	0	0	0	0	0	63
WAR40071	Rowlands Pharmacy - Thelwall Lane	0	0	0	0	0	155
WAR40072	Well Pharmacy - The Baths	0	0	0	0	0	201
WAR40073	Lloyds Pharmacy - Earl Street	0	0	0	0	0	88
		-	-	-	-	-	-
		-	-	-	-	-	-
		-	-	-	-	-	-
		-	-	-	-	-	-
		-	-	-	-	-	-
		-	-	-	-	-	-
WAR	Warrington Local Authority	***	***	0	***	7	663

Where clients stated that they are a parent (of children under 18)



50% All children live with the client

50% Some children live with the client


0% No children live with the client

NEEDLE & SYRINGE PROGRAMME CLIENTS ONLY - SUMMARY: BY AGENCY

NUMBER OF INDIVIDUALS SEEN BY QUARTER:

The number of needle and syringe exchange clients reported for all agencies each quarter, and the total number of individuals seen during the current year to date. The local authority figures are the total unique individuals.

IMS	Agencies	Qtr1	Qtr2	Qtr3	Qtr4	YTD
WAR10066	Footsteps, Warrington	0	-	-	-	0
WAR10069	Footsteps, CGL Partnership	0	-	-	-	0
WAR30039	Pathways, Warrington - CGL	109	-	-	-	109
WAR40070	Well Pharmacy - Fearnhead Cross	63	-	-	-	63
WAR40071	Rowlands Pharmacy - Thelwall Lane	155	-	-	-	155
WAR40072	Well Pharmacy - The Baths	201	-	-	-	201
WAR40073	Lloyds Pharmacy - Earl Street	88	-	-	-	88
		-	-	-	-	-
		-	-	-	-	-
		-	-	-	-	-
		-	-	-	-	-
		-	-	-	-	-
		-	-	-	-	-
WAR	Warrington Local Authority	571	-	-	-	571



Number of individuals accessing needle and syringe exchange services in the Warrington Local Authority area this year

GENDER

Number of needle and syringe exchange clients by gender for the last quarter, and during the current year to date.

IMS	Agencies	Male Q	Female Q	Male YTD	Female YTD
WAR10066	Footsteps, Warrington	0	0	0	0
WAR10069	Footsteps, CGL Partnership	0	0	0	0
WAR30039	Pathways, Warrington - CGL	107	***	107	***
WAR40070	Well Pharmacy - Fearnhead Cross	59	***	59	***
WAR40071	Rowlands Pharmacy - Thelwall Lane	145	10	145	10
WAR40072	Well Pharmacy - The Baths	183	18	183	18
WAR40073	Lloyds Pharmacy - Earl Street	79	9	79	9
		-	-	-	-
		-	-	-	-
		-	-	-	-
		-	-	-	-
		-	-	-	-
		-	-	-	-
WAR	Warrington Local Authority	531	40	531	40

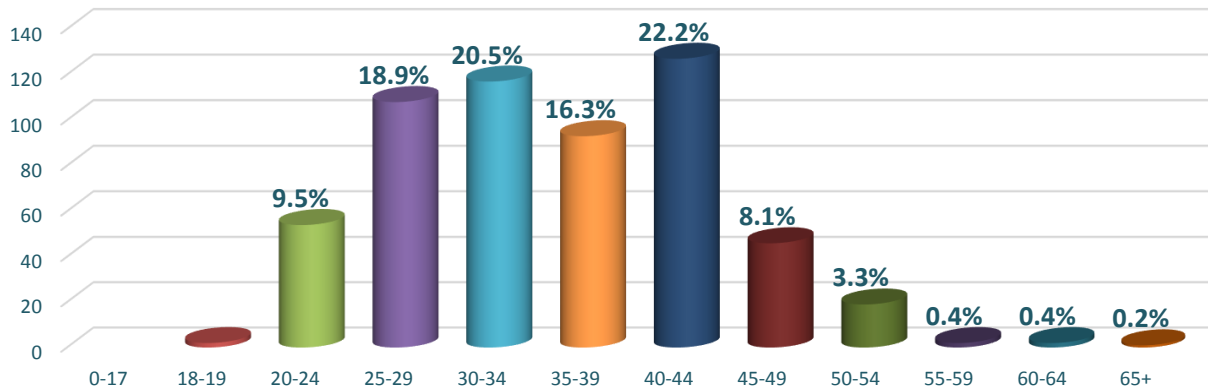


NEEDLE & SYRINGE PROGRAMME CLIENTS ONLY - SUMMARY: BY AGENCY

AGE GROUPS:

Total needle and syringe exchange clients for the current year to date, shown by age group.

IMS	Agencies	0-17	18-19	20-24	25-29	30-34	35-39	40-44	45-49	50-54	55-59	60-64	65+
WAR10066	Footsteps, Warrington	0	0	0	0	0	0	0	0	0	0	0	0
WAR10069	Footsteps, CGL Partnership	0	0	0	0	0	0	0	0	0	0	0	0
WAR30039	Pathways, Warrington - CGL	0	***	10	25	27	18	21	***	***	0	0	***
WAR40070	Well Pharmacy - Fearnhead Cross	0	0	7	8	11	13	12	12	0	0	0	0
WAR40071	Rowlands Pharmacy - Thelwall Lane	0	***	20	39	33	21	19	9	10	***	***	0
WAR40072	Well Pharmacy - The Baths	0	0	15	35	35	32	67	15	***	0	***	0
WAR40073	Lloyds Pharmacy - Earl Street	0	0	***	6	18	25	22	8	5	0	0	0
		-	-	-	-	-	-	-	-	-	-	-	-
		-	-	-	-	-	-	-	-	-	-	-	-
		-	-	-	-	-	-	-	-	-	-	-	-
		-	-	-	-	-	-	-	-	-	-	-	-
		-	-	-	-	-	-	-	-	-	-	-	-
WAR	Warrington Local Authority	0	***	54	108	117	93	127	46	19	***	***	***

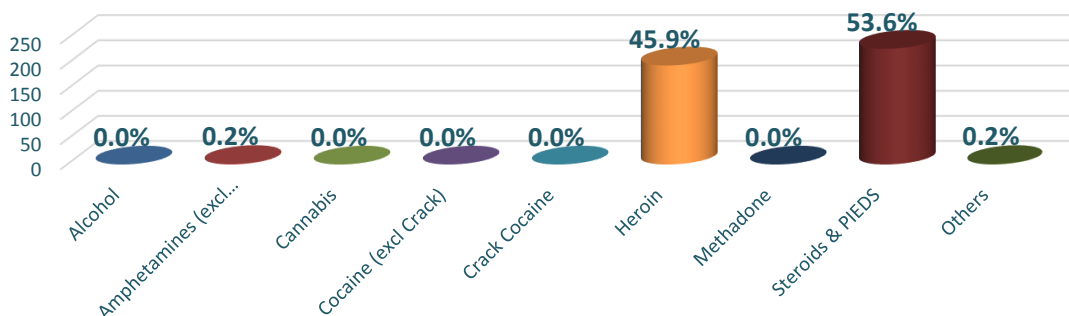


NEEDLE & SYRINGE PROGRAMME CLIENTS ONLY - SUMMARY: BY AGENCY

PRIMARY SUBSTANCE

Total needle and syringe exchange clients for the current year to date, shown by the last recorded primary substance.

IMS	Agencies	Alcohol	Amphetamines (excl Ecstasy)	Cannabis	Cocaine (excl Crack)	Crack Cocaine	Heroin	Methadone	Steroids & PIEDS	Others	Not Stated
WAR10066	Footsteps, Warrington	0	0	0	0	0	0	0	0	0	0
WAR10069	Footsteps, CGL Partnership	0	0	0	0	0	0	0	0	0	0
WAR30039	Pathways, Warrington - CGL	0	***	0	0	0	***	0	81	***	23
WAR40070	Well Pharmacy - Fearnhead Cross	0	0	0	0	0	20	0	38	0	5
WAR40071	Rowlands Pharmacy - Thelwall Lane	0	0	0	0	0	13	0	23	0	119
WAR40072	Well Pharmacy - The Baths	0	0	0	0	0	130	0	61	0	10
WAR40073	Lloyds Pharmacy - Earl Street	0	0	0	0	0	56	0	32	0	0
		-	-	-	-	-	-	-	-	-	-
		-	-	-	-	-	-	-	-	-	-
		-	-	-	-	-	-	-	-	-	-
		-	-	-	-	-	-	-	-	-	-
		-	-	-	-	-	-	-	-	-	-
WAR	Warrington Local Authority	0	***	0	0	0	197	0	230	***	142



* Percentages shown are of those NSP clients who had a primary substance recorded

The figure for those accessing services includes all individuals who had an intervention, an onward referral, a well being review, a health screening, or a syringe exchange transaction during the quarter.

The number of individuals shown Year to Date (YTD) is not necessarily a sum of the quarterly figures as the same individual may have presented in more than one quarter, but they will only be counted once in the YTD number. Likewise the Local Authority total is less than a sum of the agency figures where an individual has presented at multiple services during the period.

The activity summary shows the number of activities delivered by each service.

The Year to Date (YTD) activity figure is cumulative and should represent the sum of each quarterly figure, unless any retrospective changes are made to the data by the agency following their quarterly data submission.

The client review data section includes all clients who have accessed services at any time during the current year to date, and details information that is collected in the client assessment review, such as Primary Substance of use, Accommodation status, Employment Status, and Parental status.

Where the client has multiple assessments completed, only the last completed assessment has been used.

Needle and syringe programme data includes all clients who have had a needle and syringe exchange transaction or exchange return recorded at any time during the quarterly period or current year to date.

Report prepared by the PHI Monitoring Team,
Public Health Institute, Liverpool John Moores University,
Henry Cotton Building, 15-21 Webster Street, Liverpool,
L3 2ET. Tel: (0151) 231 4314.
www.cph.org.uk/ims
www.twitter.com/phi_ims