

INTRODUCTION:

Hello. This is the first quarterly report for the 2016-17 year and covers activity for period 1st April – 30th June 2016. Please make every effort to keep your data entry up to date. Where services have been unable to complete their IMS data for the quarterly deadline, their figures will be updated retrospectively in the next quarterly report.

Thank you to everyone who was able to attend our annual IMS user group event. It was great to hear your feedback on IMS. It also gave us an opportunity to show how the IMS data is used, and to present some of the developments to have planned. Information and presentations from the event are available here: www.cph.org.uk/ims/ims-user-group-event-2016

In this quarter's report we have refreshed the layout, and included additional tables to show figures for needle and syringe exchange clients as a separate cohort to all the IMS client data. The needle and syringe exchange figures are found in pages 11-14 with the blue title bars. Thank you to everyone who has given feedback on the content of this report. If you have any requests for changes to additions please do let us know.

We have been awarded the title of Research Institute and have changed our name: formerly the Centre for Public Health (CPH), we have now become the Public Health Institute (PHI). Our contact details are unchanged and the new name will be formally launched in October.

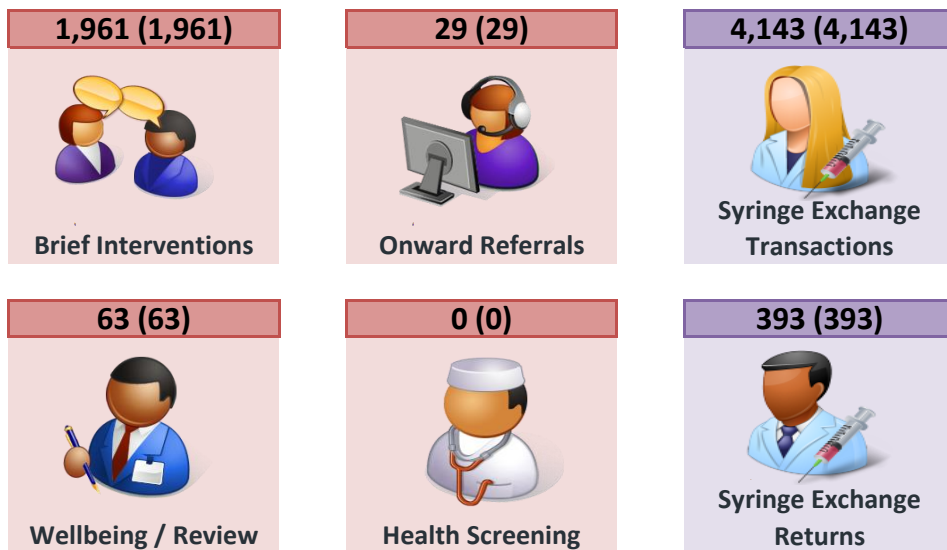
The 2015/16 annual report will be available before the end of the year with the detail for all IMS client activity recorded during 2015/16 across Cheshire and Merseyside, and cross matching activity recorded in IMS with client numbers from the National Drug Treatment monitoring System (NDTMS) and the Drug Intervention Programme

ACTIVITY SUMMARY FOR: ST HELENS

Number of individuals who accessed non-structured interventions this quarter (and year to date).



Number of separate activities that were accessed this quarter (and year to date).



CLIENTS SUMMARY: BY AGENCY

NUMBER OF INDIVIDUALS SEEN BY QUARTER:

The number of individuals reported for all agencies each quarter, and the total number of individuals seen during the current year to date. The local authority figures are the total unique individuals.

IMS	Agencies	Qtr1	Qtr2	Qtr3	Qtr4	YTD
SHL10061	Hope House, St. Helens	152	-	-	-	152
SHL10062	Hope Centre, St. Helens	18	-	-	-	18
SHL10063	Footsteps, St Helens	48	-	-	-	48
SHL30038	Addaction St Helens	256	-	-	-	256
SHL40063	Rowlands - Newton-Le-Willows	0	-	-	-	0
SHL40119	Lloyds - Duke Street, St Helens	93	-	-	-	93
SHL40122	Lloyds - Junction Lane, Sutton Oak	73	-	-	-	73
SHL40141	Rowlands - Thatto Heath	26	-	-	-	26
SHL40143	St Helens Millennium Centre	560	-	-	-	560
		-	-	-	-	-
		-	-	-	-	-
		-	-	-	-	-
		-	-	-	-	-
SHL	St. Helens Local Authority	1,040	0	0	0	1,040




Number of individuals accessing services in the St. Helens Local Authority area this year

CLIENTS SUMMARY: BY AGENCY

GENDER:

Number of individuals by gender for the last quarter, and during the current year to date.

IMS	Agencies	Male Q	Female Q	Male YTD	Female YTD
SHL10061	Hope House, St. Helens	125	27	125	27
SHL10062	Hope Centre, St. Helens	8	10	8	10
SHL10063	Footsteps, St Helens	9	39	9	39
SHL30038	Addaction St Helens	230	26	230	26
SHL40063	Rowlands - Newton-Le-Willows	0	0	0	0
SHL40119	Lloyds - Duke Street, St Helens	83	10	83	10
SHL40122	Lloyds - Junction Lane, Sutton Oak	65	8	65	8
SHL40141	Rowlands - Thatto Heath	20	6	20	6
SHL40143	St Helens Millennium Centre	479	81	479	81
		-	-	-	-
		-	-	-	-
		-	-	-	-
		-	-	-	-
SHL	St. Helens Local Authority	863	177	863	177

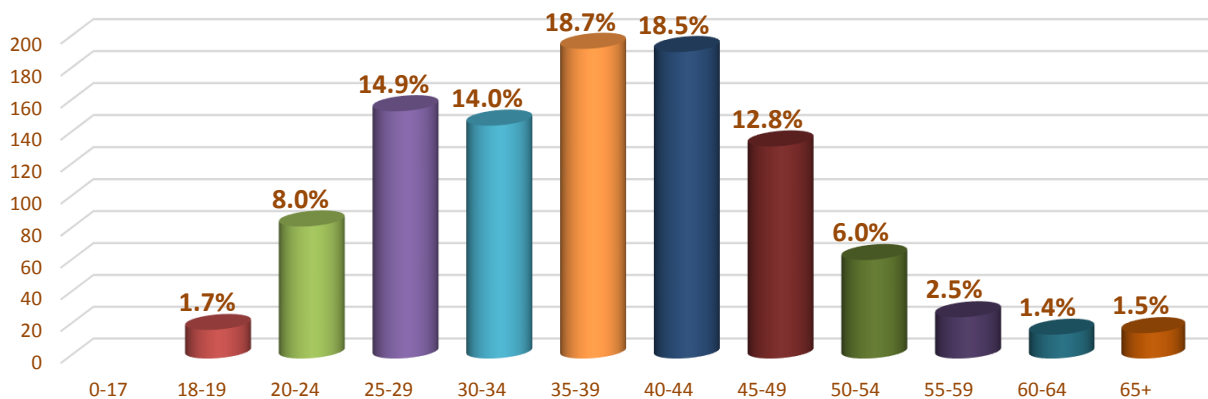


CLIENTS SUMMARY: BY AGENCY

AGE GROUPS:

Total individuals for the current year to date, shown by age group.

IMS	Agencies	0-17	18-19	20-24	25-29	30-34	35-39	40-44	45-49	50-54	55-59	60-64	65+
SHL10061	Hope House, St. Helens	0	***	15	19	17	21	35	21	14	5	***	***
SHL10062	Hope Centre, St. Helens	0	0	0	***	0	0	***	***	***	***	***	0
SHL10063	Footsteps, St Helens	0	0	***	***	***	***	***	7	6	9	***	12
SHL30038	Addaction St Helens	0	***	24	53	49	52	33	24	12	***	***	0
SHL40063	Rowlands - Newton-Le-Willows	0	0	0	0	0	0	0	0	0	0	0	0
SHL40119	Lloyds - Duke Street, St Helens	0	0	***	12	12	26	28	8	5	***	0	0
SHL40122	Lloyds - Junction Lane, Sutton Oak	0	0	***	13	8	15	16	11	***	0	***	***
SHL40141	Rowlands - Thatto Heath	0	0	***	***	5	5	***	***	***	0	0	0
SHL40143	St Helens Millennium Centre	0	13	40	72	80	120	111	79	31	6	6	***
		-	-	-	-	-	-	-	-	-	-	-	-
		-	-	-	-	-	-	-	-	-	-	-	-
		-	-	-	-	-	-	-	-	-	-	-	-
		-	-	-	-	-	-	-	-	-	-	-	-
SHL	St. Helens Local Authority	0	18	83	155	146	194	192	133	62	26	15	16



ACTIVITY SUMMARY: BY AGENCY

Total activity by type delivered by each agency quarterly and as a total for the current year to date.

IMS	Interventions					Referrals					Syringe Exchange Transactions				
	Qtr1	Qtr2	Qtr3	Qtr4	YTD	Qtr1	Qtr2	Qtr3	Qtr4	YTD	Qtr1	Qtr2	Qtr3	Qtr4	YTD
SHL10061	1,713	0	0	0	1,713	0	0	0	0	0	0	0	0	0	0
SHL10062	23	0	0	0	23	***	0	0	0	***	0	0	0	0	0
SHL10063	125	0	0	0	125	26	0	0	0	26	0	0	0	0	0
SHL30038	100	0	0	0	100	0	0	0	0	0	337	0	0	0	337
SHL40063	0	0	0	0	0	0	0	0	0	0	0	0	0	0	0
SHL40119	0	0	0	0	0	0	0	0	0	0	401	0	0	0	401
SHL40122	0	0	0	0	0	0	0	0	0	0	215	0	0	0	215
SHL40141	0	0	0	0	0	0	0	0	0	0	154	0	0	0	154
SHL40143	0	0	0	0	0	0	0	0	0	0	3,036	0	0	0	3,036
	-	-	-	-	-	-	-	-	-	-	-	-	-	-	-
	-	-	-	-	-	-	-	-	-	-	-	-	-	-	-
	-	-	-	-	-	-	-	-	-	-	-	-	-	-	-
	-	-	-	-	-	-	-	-	-	-	-	-	-	-	-
SHL	1,961	0	0	0	1,961	29	0	0	0	29	4,143	0	0	0	4,143



1,961


Number of brief interventions delivered to clients in the St. Helens Local Authority area this year

That equates to an average of 1.89 interventions per person

ACTIVITY SUMMARY: BY AGENCY

Total activity by type delivered by each agency quarterly and as a total for the current year to date.

IMS	Wellbeing/Reviews					Health Screenings					Syringe Exchange Returns				
	Qtr1	Qtr2	Qtr3	Qtr4	YTD	Qtr1	Qtr2	Qtr3	Qtr4	YTD	Qtr1	Qtr2	Qtr3	Qtr4	YTD
SHL10061	28	0	0	0	28	0	0	0	0	0	0	0	0	0	0
SHL10062	11	0	0	0	11	0	0	0	0	0	0	0	0	0	0
SHL10063	24	0	0	0	24	0	0	0	0	0	0	0	0	0	0
SHL30038	0	0	0	0	0	0	0	0	0	0	61	0	0	0	61
SHL40063	0	0	0	0	0	0	0	0	0	0	0	0	0	0	0
SHL40119	0	0	0	0	0	0	0	0	0	0	152	0	0	0	152
SHL40122	0	0	0	0	0	0	0	0	0	0	13	0	0	0	13
SHL40141	0	0	0	0	0	0	0	0	0	0	35	0	0	0	35
SHL40143	0	0	0	0	0	0	0	0	0	0	132	0	0	0	132
	-	-	-	-	-	-	-	-	-	-	-	-	-	-	-
	-	-	-	-	-	-	-	-	-	-	-	-	-	-	-
	-	-	-	-	-	-	-	-	-	-	-	-	-	-	-
	-	-	-	-	-	-	-	-	-	-	-	-	-	-	-
SHL	63	0	0	0	63	0	0	0	0	0	393	0	0	0	393



4,143

Number of syringe exchange transactions by clients in the St. Helens Local Authority area this year

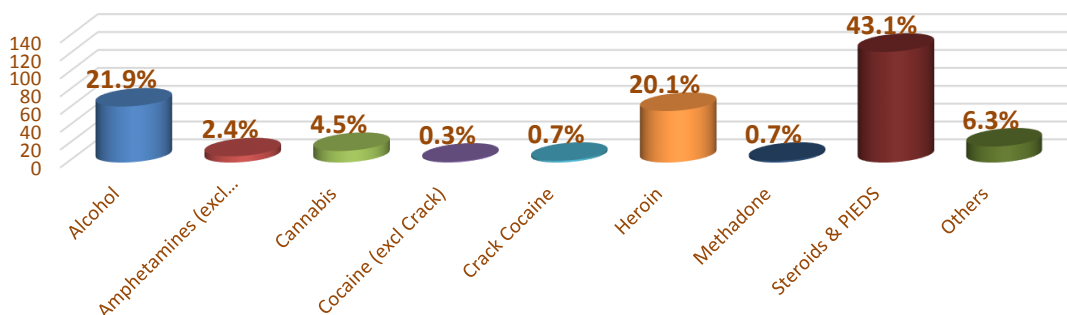
There were 393 equipment returns were recorded
A ratio of 1 return to every 10.54 syringe exchange visits

CLIENT REVIEW DATA: BY AGENCY

PRIMARY SUBSTANCE:

Total individuals for the current year to date, shown by the last recorded primary substance.

IMS	Agencies	Alcohol	Amphetamines (excl Ecstasy)	Cannabis	Cocaine (excl Crack)	Crack Cocaine	Heroin	Methadone	Steroids & PIEDS	Others	Not Stated
SHL10061	Hope House, St. Helens	62	***	13	0	***	19	***	0	18	35
SHL10062	Hope Centre, St. Helens	***	0	0	0	0	0	0	0	0	17
SHL10063	Footsteps, St Helens	0	0	0	0	0	0	0	0	0	48
SHL30038	Addaction St Helens	0	5	0	***	0	29	***	106	0	114
SHL40063	Rowlands - Newton-Le-Willows	0	0	0	0	0	0	0	0	0	0
SHL40119	Lloyds - Duke Street, St Helens	0	0	0	0	0	0	0	0	0	93
SHL40122	Lloyds - Junction Lane, Sutton Oak	0	0	0	0	0	0	0	***	0	72
SHL40141	Rowlands - Thatto Heath	0	0	0	0	0	14	0	7	0	5
SHL40143	St Helens Millennium Centre	0	0	0	0	0	***	0	10	0	549
		-	-	-	-	-	-	-	-	-	-
		-	-	-	-	-	-	-	-	-	-
		-	-	-	-	-	-	-	-	-	-
		-	-	-	-	-	-	-	-	-	-
SHL	St. Helens Local Authority	63	7	13	***	***	58	***	124	18	752



* Percentages shown are of those clients who had a primary substance recorded

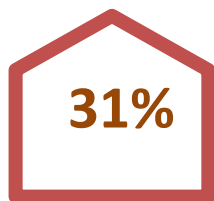
CLIENT REVIEW DATA: BY AGENCY

ACCOMMODATION NEED:

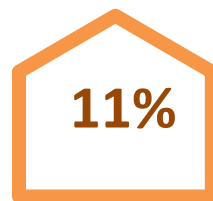
Total individuals for the current year to date, shown by the last recorded accommodation status.

IMS	Agencies	NFA - urgent			
		housing problem	Housing problem	No housing problem	Not recorded
SHL10061	Hope House, St. Helens	77	25	41	9
SHL10062	Hope Centre, St. Helens	0	0	***	17
SHL10063	Footsteps, St Helens	0	0	0	48
SHL30038	Addaction St Helens	***	7	108	140
SHL40063	Rowlands - Newton-Le-Willows	0	0	0	0
SHL40119	Lloyds - Duke Street, St Helens	***	***	0	91
SHL40122	Lloyds - Junction Lane, Sutton Oak	0	0	0	73
SHL40141	Rowlands - Thatto Heath	0	0	0	26
SHL40143	St Helens Millennium Centre	10	0	0	550
		-	-	-	-
		-	-	-	-
		-	-	-	-
		-	-	-	-
SHL	St. Helens Local Authority	82	30	149	779

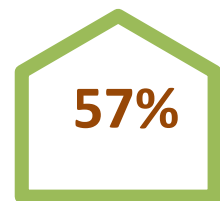
For those clients where an accommodation status was recorded:



NFA - urgent housing problem



Housing problem



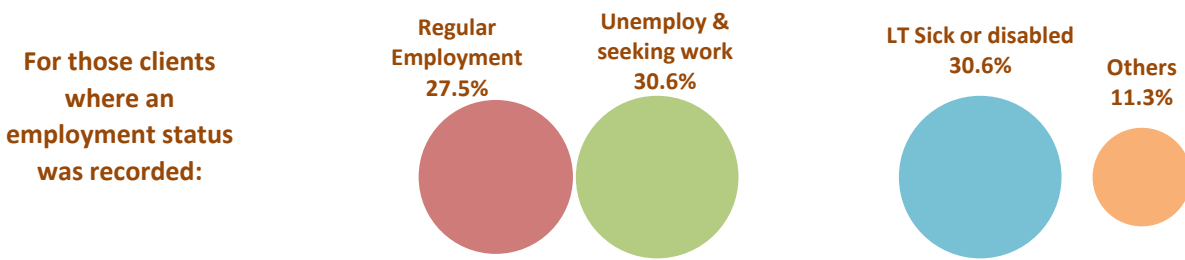
No housing problem

CLIENT REVIEW DATA: BY AGENCY

EMPLOYMENT STATUS:

Total individuals for the current year to date, shown by the last recorded employment status.

IMS	Agencies	Pupil / Student	Regular Employment	Unemploy & seeking work	Retired from paid work	LT Sick or disabled	Others	Not recorded
SHL10061	Hope House, St. Helens	0	31	44	0	46	15	16
SHL10062	Hope Centre, St. Helens	0	***	5	0	0	***	8
SHL10063	Footsteps, St Helens	0	0	0	0	0	0	48
SHL30038	Addaction St Helens	0	13	0	0	***	0	240
SHL40063	Rowlands - Newton-Le-Willc	0	0	0	0	0	0	0
SHL40119	Lloyds - Duke Street, St Hele	0	0	0	0	0	0	93
SHL40122	Lloyds - Junction Lane, Sutto	0	0	0	0	0	0	73
SHL40141	Rowlands - Thatto Heath	0	0	0	0	0	0	26
SHL40143	St Helens Millennium Centre	0	0	0	0	0	0	560
		-	-	-	-	-	-	-
		-	-	-	-	-	-	-
		-	-	-	-	-	-	-
		-	-	-	-	-	-	-
SHL	St. Helens Local Authority	0	44	49	0	49	18	880



CLIENT REVIEW DATA: BY AGENCY

PARENTAL STATUS:

Total individuals for the current year to date, shown by the last recorded parental status.

IMS	Agencies	All the children live with client	Some of the children live with client	None of the children live with client	Client declined to answer	Not a parent	Not recorded
SHL10061	Hope House, St. Helens	***	0	19	***	55	74
SHL10062	Hope Centre, St. Helens	0	0	0	0	***	17
SHL10063	Footsteps, St Helens	0	0	0	0	0	48
SHL30038	Addaction St Helens	***	0	***	***	10	239
SHL40063	Rowlands - Newton-Le-Willows	0	0	0	0	0	0
SHL40119	Lloyds - Duke Street, St Helens	0	0	0	0	0	93
SHL40122	Lloyds - Junction Lane, Sutton Oak	0	0	0	0	0	73
SHL40141	Rowlands - Thatto Heath	0	0	0	0	0	26
SHL40143	St Helens Millennium Centre	0	0	0	0	0	560
		-	-	-	-	-	-
		-	-	-	-	-	-
		-	-	-	-	-	-
		-	-	-	-	-	-
SHL	St. Helens Local Authority	***	0	20	7	65	945

Where clients stated that they are a parent (of children under 18)



13% All children live with the client

0% Some children live with the client


87% No children live with the client

NEEDLE & SYRINGE PROGRAMME CLIENTS ONLY - SUMMARY: BY AGENCY

NUMBER OF INDIVIDUALS SEEN BY QUARTER:

The number of needle and syringe exchange clients reported for all agencies each quarter, and the total number of individuals seen during the current year to date. The local authority figures are the total unique individuals.

IMS	Agencies	Qtr1	Qtr2	Qtr3	Qtr4	YTD
SHL10061	Hope House, St. Helens	0	-	-	-	0
SHL10062	Hope Centre, St. Helens	0	-	-	-	0
SHL10063	Footsteps, St Helens	0	-	-	-	0
SHL30038	Addaction St Helens	251	-	-	-	251
SHL40063	Rowlands - Newton-Le-Willows	0	-	-	-	0
SHL40119	Lloyds - Duke Street, St Helens	93	-	-	-	93
SHL40122	Lloyds - Junction Lane, Sutton Oak	73	-	-	-	73
SHL40141	Rowlands - Thatto Heath	26	-	-	-	26
SHL40143	St Helens Millennium Centre	560	-	-	-	560
		-	-	-	-	-
		-	-	-	-	-
		-	-	-	-	-
		-	-	-	-	-
SHL	St. Helens Local Authority	864	-	-	-	864




Number of individuals accessing needle and syringe exchange services in the St. Helens Local Authority area this year

NEEDLE & SYRINGE PROGRAMME CLIENTS ONLY - SUMMARY: BY AGENCY

GENDER

Number of needle and syringe exchange clients by gender for the last quarter, and during the current year to date.

IMS	Agencies	Male Q	Female Q	Male YTD	Female YTD
SHL10061	Hope House, St. Helens	0	0	0	0
SHL10062	Hope Centre, St. Helens	0	0	0	0
SHL10063	Footsteps, St Helens	0	0	0	0
SHL30038	Addaction St Helens	225	26	225	26
SHL40063	Rowlands - Newton-Le-Willows	0	0	0	0
SHL40119	Lloyds - Duke Street, St Helens	83	10	83	10
SHL40122	Lloyds - Junction Lane, Sutton Oak	65	8	65	8
SHL40141	Rowlands - Thatto Heath	20	6	20	6
SHL40143	St Helens Millennium Centre	479	81	479	81
		-	-	-	-
		-	-	-	-
		-	-	-	-
		-	-	-	-
SHL	St. Helens Local Authority	757	107	757	107

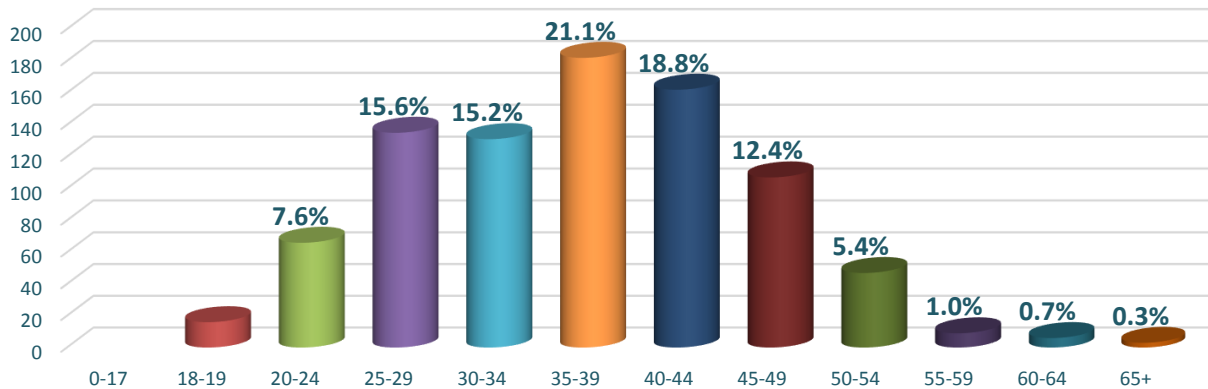


NEEDLE & SYRINGE PROGRAMME CLIENTS ONLY - SUMMARY: BY AGENCY

AGE GROUPS:

Total needle and syringe exchange clients for the current year to date, shown by age group.

IMS	Agencies	0-17	18-19	20-24	25-29	30-34	35-39	40-44	45-49	50-54	55-59	60-64	65+
SHL10061	Hope House, St. Helens	0	0	0	0	0	0	0	0	0	0	0	0
SHL10062	Hope Centre, St. Helens	0	0	0	0	0	0	0	0	0	0	0	0
SHL10063	Footsteps, St Helens	0	0	0	0	0	0	0	0	0	0	0	0
SHL30038	Addaction St Helens	0	***	24	52	48	51	33	23	12	***	***	0
SHL40063	Rowlands - Newton-Le-Willows	0	0	0	0	0	0	0	0	0	0	0	0
SHL40119	Lloyds - Duke Street, St Helens	0	0	***	12	12	26	28	8	5	***	0	0
SHL40122	Lloyds - Junction Lane, Sutton Oak	0	0	***	13	8	15	16	11	***	0	***	***
SHL40141	Rowlands - Thatto Heath	0	0	***	***	5	5	***	***	***	0	0	0
SHL40143	St Helens Millennium Centre	0	13	40	72	80	120	111	79	31	6	6	***
		-	-	-	-	-	-	-	-	-	-	-	-
		-	-	-	-	-	-	-	-	-	-	-	-
		-	-	-	-	-	-	-	-	-	-	-	-
		-	-	-	-	-	-	-	-	-	-	-	-
SHL	St. Helens Local Authority	0	16	66	135	131	182	162	107	47	9	6	***

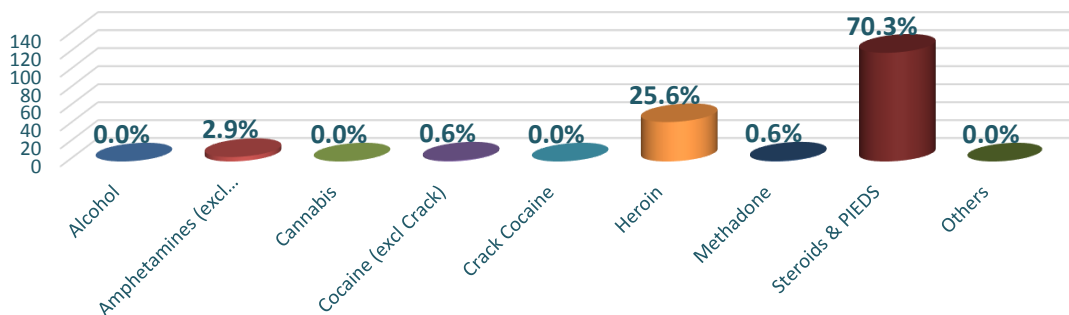


NEEDLE & SYRINGE PROGRAMME CLIENTS ONLY - SUMMARY: BY AGENCY

PRIMARY SUBSTANCE

Total needle and syringe exchange clients for the current year to date, shown by the last recorded primary substance.

IMS	Agencies	Alcohol	Amphetamines (excl Ecstasy)	Cannabis	Cocaine (excl Crack)	Crack Cocaine	Heroin	Methadone	Steroids & PIEDS	Others	Not Stated
SHL10061	Hope House, St. Helens	0	0	0	0	0	0	0	0	0	0
SHL10062	Hope Centre, St. Helens	0	0	0	0	0	0	0	0	0	0
SHL10063	Footsteps, St Helens	0	0	0	0	0	0	0	0	0	0
SHL30038	Addaction St Helens	0	5	0	***	0	29	***	103	0	112
SHL40063	Rowlands - Newton-Le-Willows	0	0	0	0	0	0	0	0	0	0
SHL40119	Lloyds - Duke Street, St Helens	0	0	0	0	0	0	0	0	0	93
SHL40122	Lloyds - Junction Lane, Sutton Oak	0	0	0	0	0	0	0	***	0	72
SHL40141	Rowlands - Thatto Heath	0	0	0	0	0	14	0	7	0	5
SHL40143	St Helens Millennium Centre	0	0	0	0	0	***	0	10	0	549
		-	-	-	-	-	-	-	-	-	-
		-	-	-	-	-	-	-	-	-	-
		-	-	-	-	-	-	-	-	-	-
		-	-	-	-	-	-	-	-	-	-
SHL	St. Helens Local Authority	0	5	0	***	0	44	***	121	0	692



* Percentages shown are of those NSP clients who had a primary substance recorded

The figure for those accessing services includes all individuals who had an intervention, an onward referral, a well being review, a health screening, or a syringe exchange transaction during the quarter.

The number of individuals shown Year to Date (YTD) is not necessarily a sum of the quarterly figures as the same individual may have presented in more than one quarter, but they will only be counted once in the YTD number. Likewise the Local Authority total is less than a sum of the agency figures where an individual has presented at multiple services during the period.

The activity summary shows the number of activities delivered by each service.

The Year to Date (YTD) activity figure is cumulative and should represent the sum of each quarterly figure, unless any retrospective changes are made to the data by the agency following their quarterly data submission.

The client review data section includes all clients who have accessed services at any time during the current year to date, and details information that is collected in the client assessment review, such as Primary Substance of use, Accommodation status, Employment Status, and Parental status.

Where the client has multiple assessments completed, only the last completed assessment has been used.

Needle and syringe programme data includes all clients who have had a needle and syringe exchange transaction or exchange return recorded at any time during the quarterly period or current year to date.

Report prepared by the PHI Monitoring Team,
Public Health Institute, Liverpool John Moores University,
Henry Cotton Building, 15-21 Webster Street, Liverpool,
L3 2ET. Tel: (0151) 231 4314.
www.cph.org.uk/ims
www.twitter.com/phi_ims