

INTRODUCTION:

Hello. This is the first quarterly report for the 2016-17 year and covers activity for period 1st April – 30th June 2016. Please make every effort to keep your data entry up to date. Where services have been unable to complete their IMS data for the quarterly deadline, their figures will be updated retrospectively in the next quarterly report.

Thank you to everyone who was able to attend our annual IMS user group event. It was great to hear your feedback on IMS. It also gave us an opportunity to show how the IMS data is used, and to present some of the developments to have planned. Information and presentations from the event are available here: www.cph.org.uk/ims/ims-user-group-event-2016

In this quarter's report we have refreshed the layout, and included additional tables to show figures for needle and syringe exchange clients as a separate cohort to all the IMS client data. The needle and syringe exchange figures are found in pages 11-14 with the blue title bars. Thank you to everyone who has given feedback on the content of this report. If you have any requests for changes to additions please do let us know.

We have been awarded the title of Research Institute and have changed our name: formerly the Centre for Public Health (CPH), we have now become the Public Health Institute (PHI). Our contact details are unchanged and the new name will be formally launched in October.

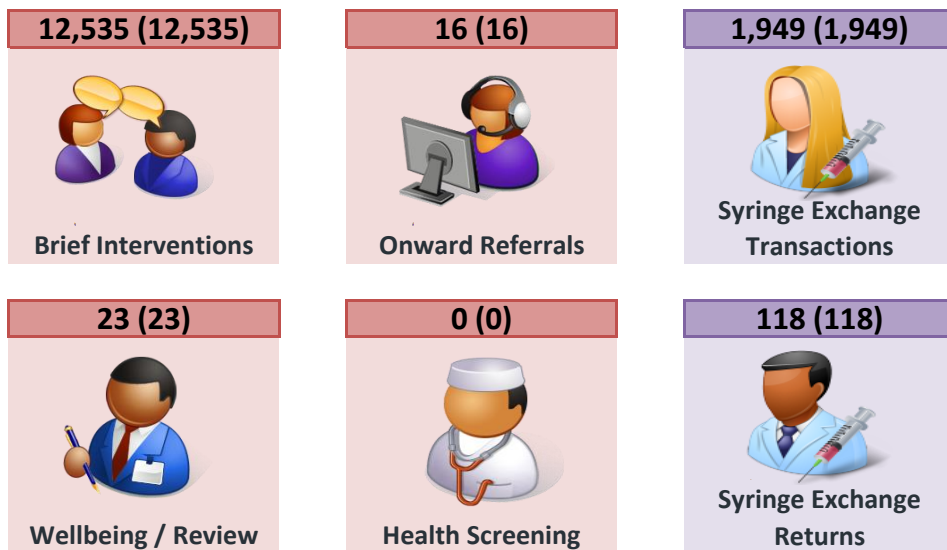
The 2015/16 annual report will be available before the end of the year with the detail for all IMS client activity recorded during 2015/16 across Cheshire and Merseyside, and cross matching activity recorded in IMS with client numbers from the National Drug Treatment monitoring System (NDTMS) and the Drug Intervention Programme

ACTIVITY SUMMARY FOR: SEFTON

Number of individuals who accessed non-structured interventions this quarter (and year to date).



Number of separate activities that were accessed this quarter (and year to date).



CLIENTS SUMMARY: BY AGENCY

NUMBER OF INDIVIDUALS SEEN BY QUARTER:

The number of individuals reported for all agencies each quarter, and the total number of individuals seen during the current year to date. The local authority figures are the total unique individuals.

IMS	Agencies	Qtr1	Qtr2	Qtr3	Qtr4	YTD
SEF10047	Lifeline Sefton North	356	-	-	-	356
SEF10048	Lifeline Sefton South	463	-	-	-	463
SEF10056	Independence Initiative	28	-	-	-	28
SEF30047	Lifeline Sefton North - Southport SES	141	-	-	-	141
SEF30048	Lifeline Sefton South - Bootle SES	19	-	-	-	19
SEF55000	Aintree Pharmacy	10	-	-	-	10
SEF55708	M L Davey Chemists Ltd	30	-	-	-	30
SEF56448	Bispham Road Pharmacy	35	-	-	-	35
SEF56452	Boots, South Road, Waterloo	10	-	-	-	10
SEF56453	Boots, Liverpool Road	***	-	-	-	***
SEF56456	Cohens Chemist	46	-	-	-	46
SEF56460	Haddens Pharmacy	82	-	-	-	82
SEF56462	Lloyds Pharmacy, 125 Knowsley Rd	18	-	-	-	18
SEF56464	Lloyds Pharmacy, North Park	0	-	-	-	0
SEF56465	Merton Chemist	***	-	-	-	***
SEF56466	Netherton Park Pharmacy	11	-	-	-	11
SEF56499	Higgins Pharmacy	9	-	-	-	9
SEF56504	Lloyds Pharmacy	5	-	-	-	5
SEF56507	Rowlands Pharmacy, Upper Aughton Rd, B	0	-	-	-	0
SEF56520	Superdrug Pharmacy, East Bank St	173	-	-	-	173
SEF56526	Boots Pharmacy, Seaforth Rd	0	-	-	-	0
SEF56845	Bridge Road Pharmacy	***	-	-	-	***
		-	-	-	-	-
		-	-	-	-	-
		-	-	-	-	-
		-	-	-	-	-
		-	-	-	-	-
		-	-	-	-	-
		-	-	-	-	-
		-	-	-	-	-
		-	-	-	-	-
		-	-	-	-	-
		-	-	-	-	-
		-	-	-	-	-
		-	-	-	-	-
		-	-	-	-	-
		-	-	-	-	-
		-	-	-	-	-
		-	-	-	-	-
		-	-	-	-	-
		-	-	-	-	-
SEF	Sefton Local Authority	1,334	0	0	0	1,334



Number of individuals accessing services in the Sefton Local Authority area this year

CLIENTS SUMMARY: BY AGENCY

GENDER:

Number of individuals by gender for the last quarter, and during the current year to date.

IMS	Agencies	Male Q	Female Q	Male YTD	Female YTD
SEF10047	Lifeline Sefton North	231	125	231	125
SEF10048	Lifeline Sefton South	290	173	290	173
SEF10056	Independence Initiative	18	10	18	10
SEF30047	Lifeline Sefton North - Southport SES	139	***	139	***
SEF30048	Lifeline Sefton South - Bootle SES	17	***	17	***
SEF55000	Aintree Pharmacy	10	0	10	0
SEF55708	M L Davey Chemists Ltd	26	***	26	***
SEF56448	Bispham Road Pharmacy	34	***	34	***
SEF56452	Boots, South Road, Waterloo	6	***	6	***
SEF56453	Boots, Liverpool Road	***	0	***	0
SEF56456	Cohens Chemist	35	11	35	11
SEF56460	Haddens Pharmacy	78	***	78	***
SEF56462	Lloyds Pharmacy, 125 Knowsley Rd	15	***	15	***
SEF56464	Lloyds Pharmacy, North Park	0	0	0	0
SEF56465	Merton Chemist	***	0	***	0
SEF56466	Netherton Park Pharmacy	11	0	11	0
SEF56499	Higgins Pharmacy	9	0	9	0
SEF56504	Lloyds Pharmacy	***	***	***	***
SEF56507	Rowlands Pharmacy, Upper Aughton Rd, B	0	0	0	0
SEF56520	Superdrug Pharmacy, East Bank St	149	24	149	24
SEF56526	Boots Pharmacy, Seaforth Rd	0	0	0	0
SEF56845	Bridge Road Pharmacy	***	0	***	0
		-	-	-	-
		-	-	-	-
		-	-	-	-
		-	-	-	-
		-	-	-	-
		-	-	-	-
		-	-	-	-
		-	-	-	-
		-	-	-	-
		-	-	-	-
SEF	Sefton Local Authority	986	348	986	348

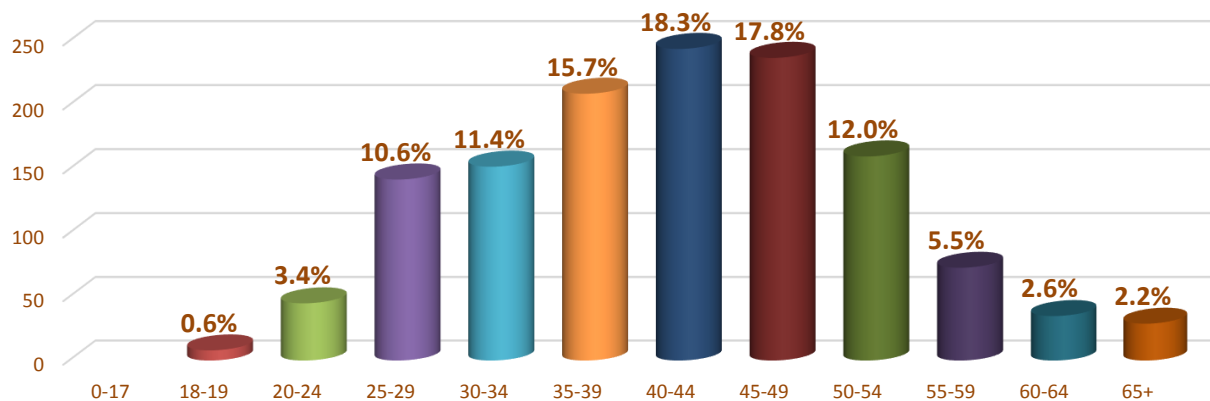


CLIENTS SUMMARY: BY AGENCY

AGE GROUPS:

Total individuals for the current year to date, shown by age group.

IMS	Agencies	0-17	18-19	20-24	25-29	30-34	35-39	40-44	45-49	50-54	55-59	60-64	65+
SEF10047	Lifeline Sefton North	0	***	11	32	35	54	57	53	55	28	14	15
SEF10048	Lifeline Sefton South	0	***	13	36	37	56	92	88	71	40	19	10
SEF10056	Independence Initiative	0	0	***	0	***	5	***	6	***	5	***	0
SEF30047	Lifeline Sefton North - Southport SES	0	0	8	21	21	24	25	25	10	***	***	***
SEF30048	Lifeline Sefton South - Bootle SES	0	0	0	***	***	***	5	6	***	***	0	0
SEF55000	Aintree Pharmacy	0	0	0	***	***	***	***	***	***	0	0	0
SEF55708	M L Davey Chemists Ltd	0	0	0	***	***	6	***	12	***	0	0	0
SEF56448	Bispham Road Pharmacy	0	0	***	12	8	6	***	***	***	0	0	0
SEF56452	Boots, South Road, Waterloo	0	0	0	0	***	***	6	0	0	0	0	0
SEF56453	Boots, Liverpool Road	0	***	0	0	0	0	***	***	0	0	0	0
SEF56456	Cohens Chemist	0	***	***	6	5	6	6	14	6	***	0	0
SEF56460	Haddens Pharmacy	0	0	0	11	12	17	16	16	8	***	0	0
SEF56462	Lloyds Pharmacy, 125 Knowsley Rd	0	0	***	0	***	5	6	***	***	0	0	0
SEF56464	Lloyds Pharmacy, North Park	0	0	0	0	0	0	0	0	0	0	0	0
SEF56465	Merton Chemist	0	0	0	0	***	***	0	0	0	0	0	0
SEF56466	Netherton Park Pharmacy	0	0	0	***	0	***	***	***	0	0	0	0
SEF56499	Higgins Pharmacy	0	0	***	***	***	***	0	0	***	0	0	0
SEF56504	Lloyds Pharmacy	0	***	0	***	***	***	0	0	0	0	0	0
SEF56507	Rowlands Pharmacy, Upper Aughton Rd, B	0	0	0	0	0	0	0	0	0	0	0	0
SEF56520	Superdrug Pharmacy, East Bank St	0	***	6	21	28	37	41	24	11	0	***	***
SEF56526	Boots Pharmacy, Seaforth Rd	0	0	0	0	0	0	0	0	0	0	0	0
SEF56845	Bridge Road Pharmacy	0	0	0	0	0	***	***	0	0	0	0	0
-	-	-	-	-	-	-	-	-	-	-	-	-	-
-	-	-	-	-	-	-	-	-	-	-	-	-	-
-	-	-	-	-	-	-	-	-	-	-	-	-	-
-	-	-	-	-	-	-	-	-	-	-	-	-	-
-	-	-	-	-	-	-	-	-	-	-	-	-	-
-	-	-	-	-	-	-	-	-	-	-	-	-	-
-	-	-	-	-	-	-	-	-	-	-	-	-	-
-	-	-	-	-	-	-	-	-	-	-	-	-	-
-	-	-	-	-	-	-	-	-	-	-	-	-	-
-	-	-	-	-	-	-	-	-	-	-	-	-	-
-	-	-	-	-	-	-	-	-	-	-	-	-	-
SEF	Sefton Local Authority	0	8	45	142	152	209	244	237	160	73	35	29



ACTIVITY SUMMARY: BY AGENCY

Total activity by type delivered by each agency quarterly and as a total for the current year to date.

IMS	Interventions					Referrals					Syringe Exchange Transactions				
	Qtr1	Qtr2	Qtr3	Qtr4	YTD	Qtr1	Qtr2	Qtr3	Qtr4	YTD	Qtr1	Qtr2	Qtr3	Qtr4	YTD
SEF10047	9,708	0	0	0	9,708	0	0	0	0	0	0	0	0	0	0
SEF10048	2,792	0	0	0	2,792	0	0	0	0	0	0	0	0	0	0
SEF10056	23	0	0	0	23	16	0	0	0	16	0	0	0	0	0
SEF30047	12	0	0	0	12	0	0	0	0	0	317	0	0	0	317
SEF30048	0	0	0	0	0	0	0	0	0	0	26	0	0	0	26
SEF55000	0	0	0	0	0	0	0	0	0	0	23	0	0	0	23
SEF55708	0	0	0	0	0	0	0	0	0	0	276	0	0	0	276
SEF56448	0	0	0	0	0	0	0	0	0	0	42	0	0	0	42
SEF56452	0	0	0	0	0	0	0	0	0	0	18	0	0	0	18
SEF56453	0	0	0	0	0	0	0	0	0	0	5	0	0	0	5
SEF56456	0	0	0	0	0	0	0	0	0	0	161	0	0	0	161
SEF56460	0	0	0	0	0	0	0	0	0	0	255	0	0	0	255
SEF56462	0	0	0	0	0	0	0	0	0	0	37	0	0	0	37
SEF56464	0	0	0	0	0	0	0	0	0	0	0	0	0	0	0
SEF56465	0	0	0	0	0	0	0	0	0	0	***	0	0	0	***
SEF56466	0	0	0	0	0	0	0	0	0	0	16	0	0	0	16
SEF56499	0	0	0	0	0	0	0	0	0	0	11	0	0	0	11
SEF56504	0	0	0	0	0	0	0	0	0	0	6	0	0	0	6
SEF56507	0	0	0	0	0	0	0	0	0	0	0	0	0	0	0
SEF56520	0	0	0	0	0	0	0	0	0	0	754	0	0	0	754
SEF56526	0	0	0	0	0	0	0	0	0	0	0	0	0	0	0
SEF56845	0	0	0	0	0	0	0	0	0	0	***	0	0	0	***
	-	-	-	-	-	-	-	-	-	-	-	-	-	-	-
	-	-	-	-	-	-	-	-	-	-	-	-	-	-	-
	-	-	-	-	-	-	-	-	-	-	-	-	-	-	-
	-	-	-	-	-	-	-	-	-	-	-	-	-	-	-
	-	-	-	-	-	-	-	-	-	-	-	-	-	-	-
	-	-	-	-	-	-	-	-	-	-	-	-	-	-	-
	-	-	-	-	-	-	-	-	-	-	-	-	-	-	-
	-	-	-	-	-	-	-	-	-	-	-	-	-	-	-
	-	-	-	-	-	-	-	-	-	-	-	-	-	-	-
	-	-	-	-	-	-	-	-	-	-	-	-	-	-	-
	-	-	-	-	-	-	-	-	-	-	-	-	-	-	-
	-	-	-	-	-	-	-	-	-	-	-	-	-	-	-
SEF	12535	0	0	0	12,535	16	0	0	0	16	1,949	0	0	0	1,949



12,535


Number of brief interventions delivered to clients in the Sefton Local Authority area this year

That equates to an average of 9.4 interventions per person

ACTIVITY SUMMARY: BY AGENCY

Total activity by type delivered by each agency quarterly and as a total for the current year to date.

IMS	Wellbeing/Reviews					Health Screenings					Syringe Exchange Returns				
	Qtr1	Qtr2	Qtr3	Qtr4	YTD	Qtr1	Qtr2	Qtr3	Qtr4	YTD	Qtr1	Qtr2	Qtr3	Qtr4	YTD
SEF10047	0	0	0	0	0	0	0	0	0	0	0	0	0	0	0
SEF10048	0	0	0	0	0	0	0	0	0	0	0	0	0	0	0
SEF10056	23	0	0	0	23	0	0	0	0	0	0	0	0	0	0
SEF30047	0	0	0	0	0	0	0	0	0	0	17	0	0	0	17
SEF30048	0	0	0	0	0	0	0	0	0	0	0	0	0	0	0
SEF55000	0	0	0	0	0	0	0	0	0	0	12	0	0	0	12
SEF55708	0	0	0	0	0	0	0	0	0	0	49	0	0	0	49
SEF56448	0	0	0	0	0	0	0	0	0	0	0	0	0	0	0
SEF56452	0	0	0	0	0	0	0	0	0	0	0	0	0	0	0
SEF56453	0	0	0	0	0	0	0	0	0	0	0	0	0	0	0
SEF56456	0	0	0	0	0	0	0	0	0	0	31	0	0	0	31
SEF56460	0	0	0	0	0	0	0	0	0	0	***	0	0	0	***
SEF56462	0	0	0	0	0	0	0	0	0	0	***	0	0	0	***
SEF56464	0	0	0	0	0	0	0	0	0	0	0	0	0	0	0
SEF56465	0	0	0	0	0	0	0	0	0	0	***	0	0	0	***
SEF56466	0	0	0	0	0	0	0	0	0	0	***	0	0	0	***
SEF56499	0	0	0	0	0	0	0	0	0	0	0	0	0	0	0
SEF56504	0	0	0	0	0	0	0	0	0	0	0	0	0	0	0
SEF56507	0	0	0	0	0	0	0	0	0	0	0	0	0	0	0
SEF56520	0	0	0	0	0	0	0	0	0	0	0	0	0	0	0
SEF56526	0	0	0	0	0	0	0	0	0	0	0	0	0	0	0
SEF56845	0	0	0	0	0	0	0	0	0	0	0	0	0	0	0
	-	-	-	-	-	-	-	-	-	-	-	-	-	-	-
	-	-	-	-	-	-	-	-	-	-	-	-	-	-	-
	-	-	-	-	-	-	-	-	-	-	-	-	-	-	-
	-	-	-	-	-	-	-	-	-	-	-	-	-	-	-
	-	-	-	-	-	-	-	-	-	-	-	-	-	-	-
	-	-	-	-	-	-	-	-	-	-	-	-	-	-	-
	-	-	-	-	-	-	-	-	-	-	-	-	-	-	-
	-	-	-	-	-	-	-	-	-	-	-	-	-	-	-
	-	-	-	-	-	-	-	-	-	-	-	-	-	-	-
	-	-	-	-	-	-	-	-	-	-	-	-	-	-	-
	-	-	-	-	-	-	-	-	-	-	-	-	-	-	-
	-	-	-	-	-	-	-	-	-	-	-	-	-	-	-
SEF	23	0	0	0	23	0	0	0	0	0	118	0	0	0	118



1,949

Number of syringe exchange transactions by clients in the Sefton Local Authority area this year

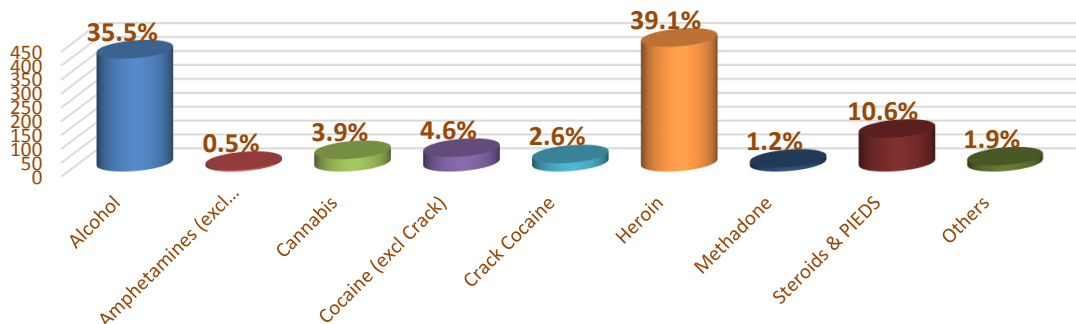
**There were 118 equipment returns were recorded
A ratio of 1 return to every 16.52 syringe exchange visits**

CLIENT REVIEW DATA: BY AGENCY

PRIMARY SUBSTANCE:

Total individuals for the current year to date, shown by the last recorded primary substance.

IMS	Agencies	Alcohol	Amphetamines (excl Ecstasy)	Cannabis	Cocaine (excl Crack)	Crack Cocaine	Heroin	Methodone	Steroids & PIEDS	Others	Not Stated
SEF10047	Lifeline Sefton North	194	***	16	19	***	102	0	0	12	9
SEF10048	Lifeline Sefton South	203	***	26	29	13	110	9	0	***	66
SEF10056	Independence Initiative	21	0	***	***	***	0	0	0	0	***
SEF30047	Lifeline Sefton North - Southport SES	0	0	0	0	0	11	***	39	***	87
SEF30048	Lifeline Sefton South - Bootle SES	0	0	0	0	0	11	0	***	0	***
SEF55000	Aintree Pharmacy	0	0	0	0	0	5	0	***	0	***
SEF55708	M L Davey Chemists Ltd	0	0	0	0	***	16	***	8	***	***
SEF56448	Bispham Road Pharmacy	0	0	0	0	0	0	0	0	0	35
SEF56452	Boots, South Road, Waterloo	0	0	0	0	0	6	0	0	***	***
SEF56453	Boots, Liverpool Road	0	0	0	0	0	***	0	***	0	***
SEF56456	Cohens Chemist	0	0	0	***	***	13	***	13	0	14
SEF56460	Haddens Pharmacy	0	0	0	***	9	50	***	19	***	0
SEF56462	Lloyds Pharmacy, 125 Knowsley Rd	0	0	0	0	***	16	0	***	0	0
SEF56464	Lloyds Pharmacy, North Park	0	0	0	0	0	0	0	0	0	0
SEF56465	Merton Chemist	0	0	0	0	0	0	0	***	0	0
SEF56466	Netherton Park Pharmacy	0	0	0	0	0	0	0	5	0	6
SEF56499	Higgins Pharmacy	0	0	0	0	0	***	0	***	0	6
SEF56504	Lloyds Pharmacy	0	0	0	0	0	0	0	5	0	0
SEF56507	Rowlands Pharmacy, Upper Aughton Rd, B	0	0	0	0	0	0	0	0	0	0
SEF56520	Superdrug Pharmacy, East Bank St	0	0	0	***	***	143	0	16	0	11
SEF56526	Boots Pharmacy, Seaforth Rd	0	0	0	0	0	0	0	0	0	0
SEF56845	Bridge Road Pharmacy	0	0	0	0	0	0	0	***	0	0
-	-	-	-	-	-	-	-	-	-	-	-
-	-	-	-	-	-	-	-	-	-	-	-
-	-	-	-	-	-	-	-	-	-	-	-
-	-	-	-	-	-	-	-	-	-	-	-
-	-	-	-	-	-	-	-	-	-	-	-
-	-	-	-	-	-	-	-	-	-	-	-
-	-	-	-	-	-	-	-	-	-	-	-
-	-	-	-	-	-	-	-	-	-	-	-
-	-	-	-	-	-	-	-	-	-	-	-
-	-	-	-	-	-	-	-	-	-	-	-
-	-	-	-	-	-	-	-	-	-	-	-
-	-	-	-	-	-	-	-	-	-	-	-
-	-	-	-	-	-	-	-	-	-	-	-
-	-	-	-	-	-	-	-	-	-	-	-
-	-	-	-	-	-	-	-	-	-	-	-
-	-	-	-	-	-	-	-	-	-	-	-
SEF	Sefton Local Authority	407	6	45	53	30	449	14	122	22	186



* Percentages shown are of those clients who had a primary substance recorded

CLIENT REVIEW DATA: BY AGENCY

ACCOMMODATION NEED:

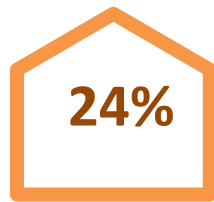
Total individuals for the current year to date, shown by the last recorded accommodation status.

IMS	Agencies	NFA - urgent			
		housing problem	Housing problem	No housing problem	Not recorded
SEF10047	Lifeline Sefton North	11	42	293	10
SEF10048	Lifeline Sefton South	22	33	343	65
SEF10056	Independence Initiative	0	***	25	***
SEF30047	Lifeline Sefton North - Southport SES	0	***	38	102
SEF30048	Lifeline Sefton South - Bootle SES	***	***	***	14
SEF55000	Aintree Pharmacy	***	0	9	0
SEF55708	M L Davey Chemists Ltd	***	0	28	0
SEF56448	Bispham Road Pharmacy	35	0	0	0
SEF56452	Boots, South Road, Waterloo	***	0	6	0
SEF56453	Boots, Liverpool Road	0	0	***	0
SEF56456	Cohens Chemist	10	0	36	0
SEF56460	Haddens Pharmacy	5	0	77	0
SEF56462	Lloyds Pharmacy, 125 Knowsley Rd	13	0	5	0
SEF56464	Lloyds Pharmacy, North Park	0	0	0	0
SEF56465	Merton Chemist	***	0	***	0
SEF56466	Netherton Park Pharmacy	***	0	7	0
SEF56499	Higgins Pharmacy	5	0	***	0
SEF56504	Lloyds Pharmacy	***	0	***	0
SEF56507	Rowlands Pharmacy, Upper Aughton Rd, B	0	0	0	0
SEF56520	Superdrug Pharmacy, East Bank St	24	0	149	0
SEF56526	Boots Pharmacy, Seaforth Rd	0	0	0	0
SEF56845	Bridge Road Pharmacy	***	0	***	0
		-	-	-	-
		-	-	-	-
		-	-	-	-
		-	-	-	-
		-	-	-	-
		-	-	-	-
		-	-	-	-
		-	-	-	-
		-	-	-	-
		-	-	-	-
SEF	Sefton Local Authority	132	75	979	148

For those clients where an accommodation status was recorded:



NFA - urgent housing problem



Housing problem



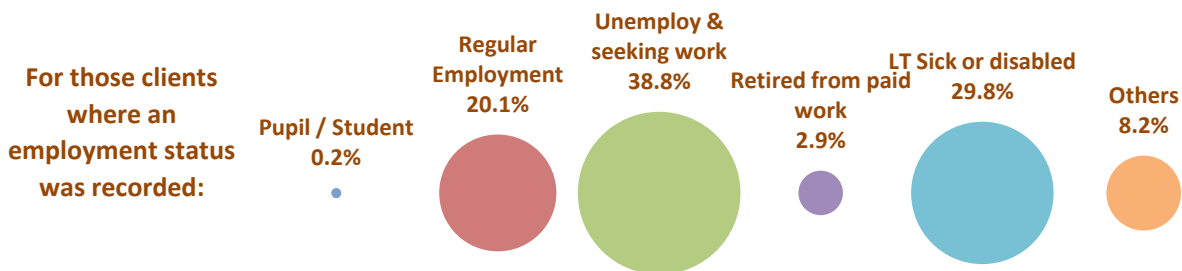
No housing problem

CLIENT REVIEW DATA: BY AGENCY

EMPLOYMENT STATUS:

Total individuals for the current year to date, shown by the last recorded employment status.

IMS	Agencies	Pupil / Student	Regular Employment	Unemploy & seeking work	Retired from paid work	LT Sick or disabled	Others	Not recorded
SEF10047	Lifeline Sefton North	***	77	111	10	64	32	61
SEF10048	Lifeline Sefton South	0	55	143	9	121	20	115
SEF10056	Independence Initiative	0	0	***	0	22	***	***
SEF30047	Lifeline Sefton North - South	0	0	0	0	0	0	141
SEF30048	Lifeline Sefton South - Bootl	0	0	0	0	0	0	19
SEF55000	Aintree Pharmacy	0	0	0	0	0	0	10
SEF55708	M L Davey Chemists Ltd	0	0	0	0	0	0	30
SEF56448	Bispham Road Pharmacy	0	0	0	0	0	0	35
SEF56452	Boots, South Road, Waterlo	0	0	0	0	0	0	10
SEF56453	Boots, Liverpool Road	0	0	0	0	0	0	***
SEF56456	Cohens Chemist	0	0	0	0	0	0	46
SEF56460	Haddens Pharmacy	0	0	0	0	0	0	82
SEF56462	Lloyds Pharmacy, 125 Know	0	0	0	0	0	0	18
SEF56464	Lloyds Pharmacy, North Parl	0	0	0	0	0	0	0
SEF56465	Merton Chemist	0	0	0	0	0	0	***
SEF56466	Netherton Park Pharmacy	0	0	0	0	0	0	11
SEF56499	Higgins Pharmacy	0	0	0	0	0	0	9
SEF56504	Lloyds Pharmacy	0	0	0	0	0	0	5
SEF56507	Rowlands Pharmacy, Upper	0	0	0	0	0	0	0
SEF56520	Superdrug Pharmacy, East B	0	0	0	0	0	0	173
SEF56526	Boots Pharmacy, Seaforth R	0	0	0	0	0	0	0
SEF56845	Bridge Road Pharmacy	0	0	0	0	0	0	***
		-	-	-	-	-	-	-
		-	-	-	-	-	-	-
		-	-	-	-	-	-	-
		-	-	-	-	-	-	-
		-	-	-	-	-	-	-
		-	-	-	-	-	-	-
		-	-	-	-	-	-	-
		-	-	-	-	-	-	-
		-	-	-	-	-	-	-
		-	-	-	-	-	-	-
		-	-	-	-	-	-	-
		-	-	-	-	-	-	-
		-	-	-	-	-	-	-
		-	-	-	-	-	-	-
SEF	Sefton Local Authority	***	132	255	19	196	54	677



CLIENT REVIEW DATA: BY AGENCY

PARENTAL STATUS:

Total individuals for the current year to date, shown by the last recorded parental status.

IMS	Agencies	All the children live with client	Some of the children live with client	None of the children live with client	Client declined to answer	Not a parent	Not recorded
SEF10047	Lifeline Sefton North	35	8	111	***	164	37
SEF10048	Lifeline Sefton South	44	15	110	***	174	118
SEF10056	Independence Initiative	***	0	9	0	14	***
SEF30047	Lifeline Sefton North - Southport SES	0	0	0	***	0	140
SEF30048	Lifeline Sefton South - Bootle SES	0	0	0	0	0	19
SEF55000	Aintree Pharmacy	0	0	0	0	0	10
SEF55708	M L Davey Chemists Ltd	0	0	0	0	0	30
SEF56448	Bispham Road Pharmacy	0	0	0	0	0	35
SEF56452	Boots, South Road, Waterloo	0	0	0	0	0	10
SEF56453	Boots, Liverpool Road	0	0	0	0	0	***
SEF56456	Cohens Chemist	0	0	0	0	0	46
SEF56460	Haddens Pharmacy	0	0	0	0	0	82
SEF56462	Lloyds Pharmacy, 125 Knowsley Rd	0	0	0	0	0	18
SEF56464	Lloyds Pharmacy, North Park	0	0	0	0	0	0
SEF56465	Merton Chemist	0	0	0	0	0	***
SEF56466	Netherton Park Pharmacy	0	0	0	0	0	11
SEF56499	Higgins Pharmacy	0	0	0	0	0	9
SEF56504	Lloyds Pharmacy	0	0	0	0	0	5
SEF56507	Rowlands Pharmacy, Upper Aughton Rd, B	0	0	0	0	0	0
SEF56520	Superdrug Pharmacy, East Bank St	0	0	0	0	0	173
SEF56526	Boots Pharmacy, Seaforth Rd	0	0	0	0	0	0
SEF56845	Bridge Road Pharmacy	0	0	0	0	0	***
		-	-	-	-	-	-
		-	-	-	-	-	-
		-	-	-	-	-	-
		-	-	-	-	-	-
		-	-	-	-	-	-
		-	-	-	-	-	-
		-	-	-	-	-	-
		-	-	-	-	-	-
		-	-	-	-	-	-
		-	-	-	-	-	-
SEF	Sefton Local Authority	80	23	226	***	345	656

Where clients stated that they are a parent (of children under 18)



24% All children live with the client

7% Some children live with the client

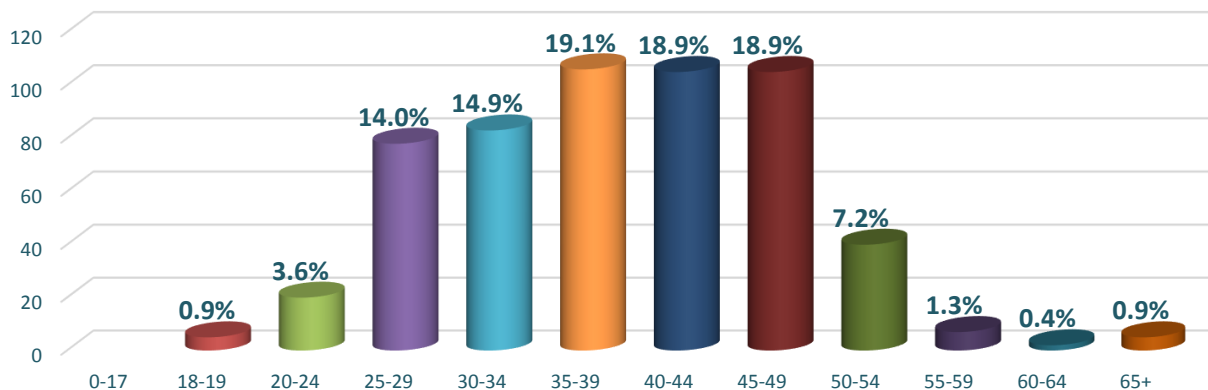
69% No children live with the client

NEEDLE & SYRINGE PROGRAMME CLIENTS ONLY - SUMMARY: BY AGENCY

AGE GROUPS:

Total needle and syringe exchange clients for the current year to date, shown by age group.

IMS	Agencies	0-17	18-19	20-24	25-29	30-34	35-39	40-44	45-49	50-54	55-59	60-64	65+
SEF10047	Lifeline Sefton North	0	0	0	0	0	0	0	0	0	0	0	0
SEF10048	Lifeline Sefton South	0	0	0	0	0	0	0	0	0	0	0	0
SEF10056	Independence Initiative	0	0	0	0	0	0	0	0	0	0	0	0
SEF30047	Lifeline Sefton North - Southport SES	0	0	8	21	21	24	25	25	10	***	***	***
SEF30048	Lifeline Sefton South - Bootle SES	0	0	0	***	***	***	5	6	***	***	0	0
SEF55000	Aintree Pharmacy	0	0	0	***	***	***	***	***	***	0	0	0
SEF55708	M L Davey Chemists Ltd	0	0	0	***	***	6	***	12	***	0	0	0
SEF56448	Bispham Road Pharmacy	0	0	***	12	8	6	***	***	***	0	0	0
SEF56452	Boots, South Road, Waterloo	0	0	0	0	***	***	6	0	0	0	0	0
SEF56453	Boots, Liverpool Road	0	***	0	0	0	0	***	***	0	0	0	0
SEF56456	Cohens Chemist	0	***	***	6	5	6	6	14	6	***	0	0
SEF56460	Haddens Pharmacy	0	0	0	11	12	17	16	16	8	***	0	0
SEF56462	Lloyds Pharmacy, 125 Knowsley Rd	0	0	***	0	***	5	6	***	***	0	0	0
SEF56464	Lloyds Pharmacy, North Park	0	0	0	0	0	0	0	0	0	0	0	0
SEF56465	Merton Chemist	0	0	0	0	***	***	0	0	0	0	0	0
SEF56466	Netherton Park Pharmacy	0	0	0	***	0	***	***	***	0	0	0	0
SEF56499	Higgins Pharmacy	0	0	***	***	***	***	0	0	***	0	0	0
SEF56504	Lloyds Pharmacy	0	***	0	***	***	***	0	0	0	0	0	0
SEF56507	Rowlands Pharmacy, Upper Aughton Rd, B	0	0	0	0	0	0	0	0	0	0	0	0
SEF56520	Superdrug Pharmacy, East Bank St	0	***	6	21	28	37	41	24	11	0	***	***
SEF56526	Boots Pharmacy, Seaforth Rd	0	0	0	0	0	0	0	0	0	0	0	0
SEF56845	Bridge Road Pharmacy	0	0	0	0	0	***	***	0	0	0	0	0
-	-	-	-	-	-	-	-	-	-	-	-	-	-
-	-	-	-	-	-	-	-	-	-	-	-	-	-
-	-	-	-	-	-	-	-	-	-	-	-	-	-
-	-	-	-	-	-	-	-	-	-	-	-	-	-
-	-	-	-	-	-	-	-	-	-	-	-	-	-
-	-	-	-	-	-	-	-	-	-	-	-	-	-
-	-	-	-	-	-	-	-	-	-	-	-	-	-
-	-	-	-	-	-	-	-	-	-	-	-	-	-
-	-	-	-	-	-	-	-	-	-	-	-	-	-
-	-	-	-	-	-	-	-	-	-	-	-	-	-
-	-	-	-	-	-	-	-	-	-	-	-	-	-
SEF	Sefton Local Authority	0	5	20	78	83	106	105	105	40	7	***	5

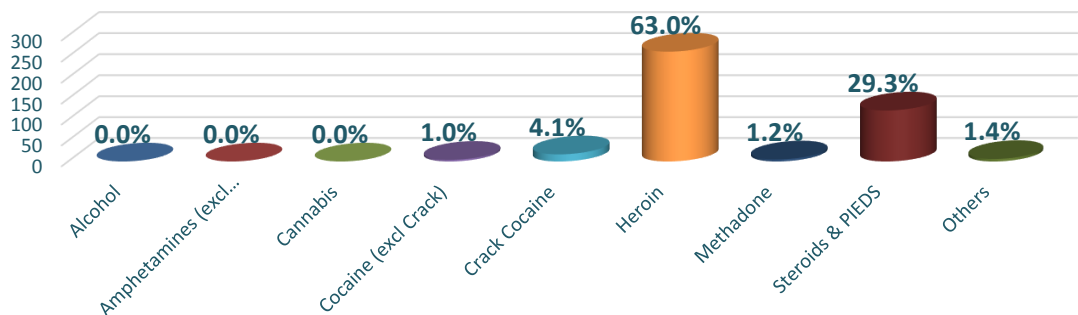


NEEDLE & SYRINGE PROGRAMME CLIENTS ONLY - SUMMARY: BY AGENCY

PRIMARY SUBSTANCE

Total needle and syringe exchange clients for the current year to date, shown by the last recorded primary substance.

IMS	Agencies	Alcohol	Amphetamines (excl Ecstasy)	Cannabis	Cocaine (excl Crack)	Crack Cocaine	Heroin	Methadone	Steroids & PIEDS	Others	Not Stated
SEF10047	Lifeline Sefton North	0	0	0	0	0	0	0	0	0	0
SEF10048	Lifeline Sefton South	0	0	0	0	0	0	0	0	0	0
SEF10056	Independence Initiative	0	0	0	0	0	0	0	0	0	0
SEF30047	Lifeline Sefton North - Southport SES	0	0	0	0	0	11	***	39	***	87
SEF30048	Lifeline Sefton South - Bootle SES	0	0	0	0	0	11	0	***	0	***
SEF55000	Aintree Pharmacy	0	0	0	0	0	5	0	***	0	***
SEF55708	M L Davey Chemists Ltd	0	0	0	0	***	16	***	8	***	***
SEF56448	Bispham Road Pharmacy	0	0	0	0	0	0	0	0	0	35
SEF56452	Boots, South Road, Waterloo	0	0	0	0	0	6	0	0	***	***
SEF56453	Boots, Liverpool Road	0	0	0	0	0	***	0	***	0	***
SEF56456	Cohens Chemist	0	0	0	***	***	13	***	13	0	14
SEF56460	Haddens Pharmacy	0	0	0	***	9	50	***	19	***	0
SEF56462	Lloyds Pharmacy, 125 Knowsley Rd	0	0	0	0	***	16	0	***	0	0
SEF56464	Lloyds Pharmacy, North Park	0	0	0	0	0	0	0	0	0	0
SEF56465	Merton Chemist	0	0	0	0	0	0	0	***	0	0
SEF56466	Netherton Park Pharmacy	0	0	0	0	0	0	0	5	0	6
SEF56499	Higgins Pharmacy	0	0	0	0	0	***	0	***	0	6
SEF56504	Lloyds Pharmacy	0	0	0	0	0	0	0	5	0	0
SEF56507	Rowlands Pharmacy, Upper Aughton Rd, B	0	0	0	0	0	0	0	0	0	0
SEF56520	Superdrug Pharmacy, East Bank St	0	0	0	***	***	143	0	16	0	11
SEF56526	Boots Pharmacy, Seaforth Rd	0	0	0	0	0	0	0	0	0	0
SEF56845	Bridge Road Pharmacy	0	0	0	0	0	0	0	***	0	0
		-	-	-	-	-	-	-	-	-	-
		-	-	-	-	-	-	-	-	-	-
		-	-	-	-	-	-	-	-	-	-
		-	-	-	-	-	-	-	-	-	-
		-	-	-	-	-	-	-	-	-	-
		-	-	-	-	-	-	-	-	-	-
		-	-	-	-	-	-	-	-	-	-
		-	-	-	-	-	-	-	-	-	-
		-	-	-	-	-	-	-	-	-	-
		-	-	-	-	-	-	-	-	-	-
		-	-	-	-	-	-	-	-	-	-
		-	-	-	-	-	-	-	-	-	-
		-	-	-	-	-	-	-	-	-	-
		-	-	-	-	-	-	-	-	-	-
SEF	Sefton Local Authority	0	0	0	***	17	262	5	122	6	140



* Percentages shown are of those NSP clients who had a primary substance recorded

The figure for those accessing services includes all individuals who had an intervention, an onward referral, a well being review, a health screening, or a syringe exchange transaction during the quarter.

The number of individuals shown Year to Date (YTD) is not necessarily a sum of the quarterly figures as the same individual may have presented in more than one quarter, but they will only be counted once in the YTD number. Likewise the Local Authority total is less than a sum of the agency figures where an individual has presented at multiple services during the period.

The activity summary shows the number of activities delivered by each service.

The Year to Date (YTD) activity figure is cumulative and should represent the sum of each quarterly figure, unless any retrospective changes are made to the data by the agency following their quarterly data submission.

The client review data section includes all clients who have accessed services at any time during the current year to date, and details information that is collected in the client assessment review, such as Primary Substance of use, Accommodation status, Employment Status, and Parental status.

Where the client has multiple assessments completed, only the last completed assessment has been used.

Needle and syringe programme data includes all clients who have had a needle and syringe exchange transaction or exchange return recorded at any time during the quarterly period or current year to date.

Report prepared by the PHI Monitoring Team,
Public Health Institute, Liverpool John Moores University,
Henry Cotton Building, 15-21 Webster Street, Liverpool,
L3 2ET. Tel: (0151) 231 4314.
www.cph.org.uk/ims
www.twitter.com/phi_ims