

INTRODUCTION:

Hello. This is the first quarterly report for the 2016-17 year and covers activity for period 1st April – 30th June 2016. Please make every effort to keep your data entry up to date. Where services have been unable to complete their IMS data for the quarterly deadline, their figures will be updated retrospectively in the next quarterly report.

Thank you to everyone who was able to attend our annual IMS user group event. It was great to hear your feedback on IMS. It also gave us an opportunity to show how the IMS data is used, and to present some of the developments to have planned. Information and presentations from the event are available here: www.cph.org.uk/ims/ims-user-group-event-2016



In this quarter's report we have refreshed the layout, and included additional tables to show figures for needle and syringe exchange clients as a separate cohort to all the IMS client data. The needle and syringe exchange figures are found in pages 11-14 with the blue title bars. Thank you to everyone who has given feedback on the content of this report. If you have any requests for changes to additions please do let us know.

We have been awarded the title of Research Institute and have changed our name: formerly the Centre for Public Health (CPH), we have now become the Public Health Institute (PHI). Our contact details are unchanged and the new name will be formally launched in October.

The 2015/16 annual report will be available before the end of the year with the detail for all IMS client activity recorded during 2015/16 across Cheshire and Merseyside, and cross matching activity recorded in IMS with client numbers from the National Drug Treatment monitoring System (NDTMS) and the Drug Intervention Programme

ACTIVITY SUMMARY FOR: LIVERPOOL

Number of individuals who accessed non-structured interventions this quarter (and year to date).



Number of separate activities that were accessed this quarter (and year to date).



CLIENTS SUMMARY: BY AGENCY

NUMBER OF INDIVIDUALS SEEN BY QUARTER:

The number of individuals reported for all agencies each quarter, and the total number of individuals seen during the current year to date. The local authority figures are the total unique individuals.

IMS	Agencies	Qtr1	Qtr2	Qtr3	Qtr4	YTD
LIV10003	Community Voice	0	-	-	-	0
LIV10005	Armistead Street	71	-	-	-	71
LIV10007	Whitechapel Centre	0	-	-	-	0
LIV10009	Action on Addiction - SHARP	114	-	-	-	114
LIV10014	Aintree Hospital	1,473	-	-	-	1,473
LIV10018	Brownlow Practice	76	-	-	-	76
LIV10020	Royal Liverpool Hospital LCAS	48	-	-	-	48
LIV10060	Transforming Choice	37	-	-	-	37
LIV10064	REST Centre	0	-	-	-	0
LIV10071	North ARC - Addaction Recovery Centre	87	-	-	-	87
LIV10072	Central ARC - Addaction Recovery Centre	59	-	-	-	59
LIV10073	South ARC - Addaction Recovery Centre	***	-	-	-	***
LIV58343	Belle Vale Pharmacy	19	-	-	-	19
LIV58350	Boots Pharmacy, Long Lane	8	-	-	-	8
LIV58351	Boots Pharmacy, Boaler Street	0	-	-	-	0
LIV58353	Boots Pharmacy, London Road	743	-	-	-	743
LIV58394	Lloyds Pharmacy, Prospect Point	814	-	-	-	814
LIV58398	Lloyds Pharmacy, West Derby Rd	148	-	-	-	148
LIV58403	Lloyds Pharmacy, Muirhead Ave East	43	-	-	-	43
LIV58406	Lloyds Pharmacy, Townsend Lane	259	-	-	-	259
LIV58409	Lloyds Pharmacy, St.Oswald Street	98	-	-	-	98
LIV58415	Melwood Pharmacy, Deysbrook Lane	9	-	-	-	9
LIV58416	Norman Pharmacy, Walton Road	300	-	-	-	300
LIV58421	Rowland & Co, Speke Health Centre	48	-	-	-	48
LIV58422	Rowlands Pharmacy, Garston	108	-	-	-	108
LIV58437	Rowlands Pharmacy, Lodge Lane	96	-	-	-	96
LIV58574	Riverside Pharmacy	23	-	-	-	23
		-	-	-	-	-
		-	-	-	-	-
		-	-	-	-	-
		-	-	-	-	-
		-	-	-	-	-
		-	-	-	-	-
LIV	Liverpool Local Authority	4,326	-	-	-	4,326



4,326

Number of individuals accessing services in the Liverpool Local Authority area this year

CLIENTS SUMMARY: BY AGENCY

GENDER:

Number of individuals by gender for the last quarter, and during the current year to date.

IMS	Agencies	Male Q	Female Q	Male YTD	Female YTD
LIV10003	Community Voice	0	0	0	0
LIV10005	Armistead Street	***	70	***	70
LIV10007	Whitechapel Centre	0	0	0	0
LIV10009	Action on Addiction - SHARP	62	52	62	52
LIV10014	Aintree Hospital	988	485	988	485
LIV10018	Brownlow Practice	58	18	58	18
LIV10020	Royal Liverpool Hospital LCAS	36	12	36	12
LIV10060	Transforming Choice	25	12	25	12
LIV10064	REST Centre	0	0	0	0
LIV10071	North ARC - Addaction Recovery Centre	75	12	75	12
LIV10072	Central ARC - Addaction Recovery Centre	50	9	50	9
LIV10073	South ARC - Addaction Recovery Centre	***	***	***	***
LIV58343	Belle Vale Pharmacy	19	0	19	0
LIV58350	Boots Pharmacy, Long Lane	8	0	8	0
LIV58351	Boots Pharmacy, Boaler Street	0	0	0	0
LIV58353	Boots Pharmacy, London Road	656	87	656	87
LIV58394	Lloyds Pharmacy, Prospect Point	737	77	737	77
LIV58398	Lloyds Pharmacy, West Derby Rd	123	25	123	25
LIV58403	Lloyds Pharmacy, Muirhead Ave East	40	***	40	***
LIV58406	Lloyds Pharmacy, Townsend Lane	233	26	233	26
LIV58409	Lloyds Pharmacy, St.Oswald Street	86	12	86	12
LIV58415	Melwood Pharmacy, Deysbrook Lane	8	***	8	***
LIV58416	Norman Pharmacy, Walton Road	255	45	255	45
LIV58421	Rowland & Co, Speke Health Centre	42	6	42	6
LIV58422	Rowlands Pharmacy, Garston	106	***	106	***
LIV58437	Rowlands Pharmacy, Lodge Lane	88	8	88	8
LIV58574	Riverside Pharmacy	21	***	21	***
		-	-	-	-
		-	-	-	-
		-	-	-	-
		-	-	-	-
		-	-	-	-
		-	-	-	-
LIV	Liverpool Local Authority	3,416	910	3,416	910



3,416

Male clients this year



910

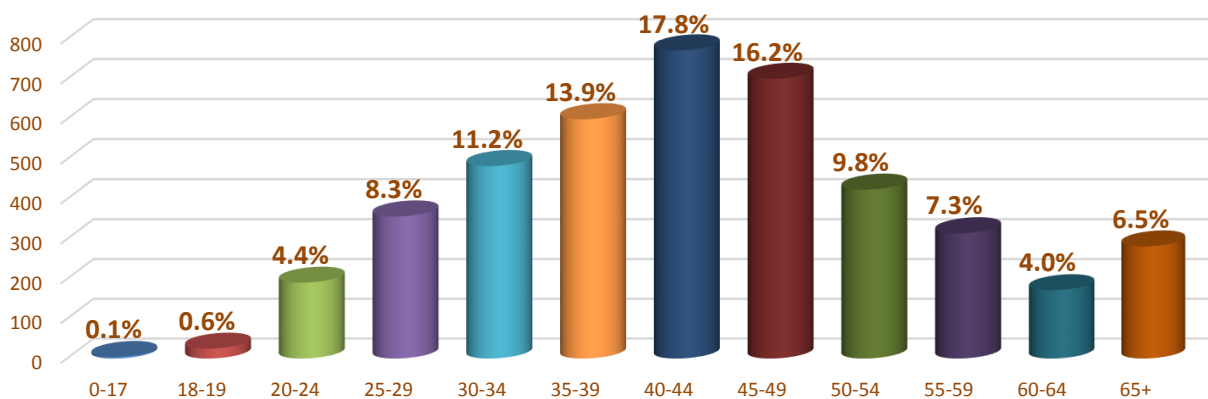
Female clients this year

CLIENTS SUMMARY: BY AGENCY

AGE GROUPS:

Total individuals for the current year to date, shown by age group.

IMS	Agencies	0-17	18-19	20-24	25-29	30-34	35-39	40-44	45-49	50-54	55-59	60-64	65+
LIV10003	Community Voice	0	0	0	0	0	0	0	0	0	0	0	0
LIV10005	Armistead Street	***	***	8	11	12	15	8	7	***	0	0	6
LIV10007	Whitechapel Centre	0	0	0	0	0	0	0	0	0	0	0	0
LIV10009	Action on Addiction - SHARP	0	0	0	10	14	23	26	22	9	***	***	***
LIV10014	Aintree Hospital	***	8	18	45	77	117	177	243	200	210	134	243
LIV10018	Brownlow Practice	0	***	***	***	7	9	15	9	12	14	***	***
LIV10020	Royal Liverpool Hospital LCAS	0	0	***	***	***	6	5	5	6	5	6	8
LIV10060	Transforming Choice	0	0	0	***	***	***	7	6	6	5	***	***
LIV10064	REST Centre	0	0	0	0	0	0	0	0	0	0	0	0
LIV10071	North ARC - Addaction Recovery Centre	0	0	6	12	12	13	13	17	10	***	***	0
LIV10072	Central ARC - Addaction Recovery Centre	0	0	***	***	5	10	11	11	6	7	***	0
LIV10073	South ARC - Addaction Recovery Centre	0	0	0	0	0	***	***	0	0	0	0	0
LIV58343	Belle Vale Pharmacy	0	0	***	***	***	***	***	***	***	***	0	0
LIV58350	Boots Pharmacy, Long Lane	0	0	***	0	0	0	***	***	***	0	0	0
LIV58351	Boots Pharmacy, Boaler Street	0	0	0	0	0	0	0	0	0	0	0	0
LIV58353	Boots Pharmacy, London Road	0	***	64	93	131	151	136	93	46	18	6	***
LIV58394	Lloyds Pharmacy, Prospect Point	0	***	44	87	109	155	187	138	55	21	5	10
LIV58398	Lloyds Pharmacy, West Derby Rd	0	0	***	9	22	22	38	41	9	5	0	0
LIV58403	Lloyds Pharmacy, Muirhead Ave East	0	0	***	5	5	8	10	7	***	***	0	0
LIV58406	Lloyds Pharmacy, Townsend Lane	0	***	11	17	25	40	68	65	19	11	0	0
LIV58409	Lloyds Pharmacy, St.Oswald Street	0	0	5	8	15	17	16	20	10	***	***	***
LIV58415	Melwood Pharmacy, Deysbrook Lane	0	0	0	0	0	***	5	***	0	0	0	0
LIV58416	Norman Pharmacy, Walton Road	***	***	7	21	28	28	97	50	40	15	5	6
LIV58421	Rowland & Co, Speke Health Centre	0	***	***	12	14	6	7	***	***	***	0	0
LIV58422	Rowlands Pharmacy, Garston	0	0	14	28	30	10	10	13	***	0	0	0
LIV58437	Rowlands Pharmacy, Lodge Lane	***	***	7	7	8	19	18	14	14	***	***	***
LIV58574	Riverside Pharmacy	0	0	0	0	***	***	***	10	***	***	0	0
-	-	-	-	-	-	-	-	-	-	-	-	-	-
-	-	-	-	-	-	-	-	-	-	-	-	-	-
-	-	-	-	-	-	-	-	-	-	-	-	-	-
-	-	-	-	-	-	-	-	-	-	-	-	-	-
-	-	-	-	-	-	-	-	-	-	-	-	-	-
-	-	-	-	-	-	-	-	-	-	-	-	-	-
LIV	Liverpool Local Authority	***	25	191	357	483	600	772	701	424	315	172	282



ACTIVITY SUMMARY: BY AGENCY

Total activity by type delivered by each agency quarterly and as a total for the current year to date.

IMS	Interventions					Referrals					Syringe Exchange Transactions				
	Qtr1	Qtr2	Qtr3	Qtr4	YTD	Qtr1	Qtr2	Qtr3	Qtr4	YTD	Qtr1	Qtr2	Qtr3	Qtr4	YTD
LIV10003	0	0	0	0	0	0	0	0	0	0	0	0	0	0	0
LIV10005	199	0	0	0	199	***	0	0	0	***	0	0	0	0	0
LIV10007	0	0	0	0	0	0	0	0	0	0	0	0	0	0	0
LIV10009	675	0	0	0	675	38	0	0	0	38	0	0	0	0	0
LIV10014	398	0	0	0	398	85	0	0	0	85	0	0	0	0	0
LIV10018	209	0	0	0	209	23	0	0	0	23	0	0	0	0	0
LIV10020	12	0	0	0	12	***	0	0	0	***	0	0	0	0	0
LIV10060	4,377	0	0	0	4,377	9	0	0	0	9	0	0	0	0	0
LIV10064	0	0	0	0	0	0	0	0	0	0	0	0	0	0	0
LIV10071	127	0	0	0	127	25	0	0	0	25	86	0	0	0	86
LIV10072	128	0	0	0	128	8	0	0	0	8	54	0	0	0	54
LIV10073	7	0	0	0	7	***	0	0	0	***	0	0	0	0	0
LIV58343	0	0	0	0	0	0	0	0	0	0	55	0	0	0	55
LIV58350	0	0	0	0	0	0	0	0	0	0	17	0	0	0	17
LIV58351	0	0	0	0	0	0	0	0	0	0	0	0	0	0	0
LIV58353	0	0	0	0	0	0	0	0	0	0	1,274	0	0	0	1,274
LIV58394	0	0	0	0	0	0	0	0	0	0	1,452	0	0	0	1,452
LIV58398	0	0	0	0	0	0	0	0	0	0	382	0	0	0	382
LIV58403	0	0	0	0	0	0	0	0	0	0	62	0	0	0	62
LIV58406	0	0	0	0	0	0	0	0	0	0	692	0	0	0	692
LIV58409	0	0	0	0	0	0	0	0	0	0	265	0	0	0	265
LIV58415	0	0	0	0	0	0	0	0	0	0	46	0	0	0	46
LIV58416	0	0	0	0	0	0	0	0	0	0	568	0	0	0	568
LIV58421	0	0	0	0	0	0	0	0	0	0	103	0	0	0	103
LIV58422	0	0	0	0	0	0	0	0	0	0	188	0	0	0	188
LIV58437	0	0	0	0	0	0	0	0	0	0	307	0	0	0	307
LIV58574	0	0	0	0	0	0	0	0	0	0	72	0	0	0	72
-	-	-	-	-	-	-	-	-	-	-	-	-	-	-	-
-	-	-	-	-	-	-	-	-	-	-	-	-	-	-	-
-	-	-	-	-	-	-	-	-	-	-	-	-	-	-	-
-	-	-	-	-	-	-	-	-	-	-	-	-	-	-	-
-	-	-	-	-	-	-	-	-	-	-	-	-	-	-	-
-	-	-	-	-	-	-	-	-	-	-	-	-	-	-	-
LIV	6,132	0	0	0	6,132	192	0	0	0	192	5,623	0	0	0	5,623



6,132

Number of brief interventions delivered to clients in the Liverpool Local Authority area this year

That equates to an average of 1.42 interventions per person

ACTIVITY SUMMARY: BY AGENCY

Total activity by type delivered by each agency quarterly and as a total for the current year to date.

IMS	Wellbeing/Reviews					Health Screenings					Syringe Exchange Returns				
	Qtr1	Qtr2	Qtr3	Qtr4	YTD	Qtr1	Qtr2	Qtr3	Qtr4	YTD	Qtr1	Qtr2	Qtr3	Qtr4	YTD
LIV10003	0	0	0	0	0	0	0	0	0	0	0	0	0	0	0
LIV10005	0	0	0	0	0	0	0	0	0	0	0	0	0	0	0
LIV10007	0	0	0	0	0	0	0	0	0	0	0	0	0	0	0
LIV10009	26	0	0	0	26	0	0	0	0	0	0	0	0	0	0
LIV10014	0	0	0	0	0	0	0	0	0	0	0	0	0	0	0
LIV10018	0	0	0	0	0	0	0	0	0	0	0	0	0	0	0
LIV10020	0	0	0	0	0	0	0	0	0	0	0	0	0	0	0
LIV10060	36	0	0	0	36	0	0	0	0	0	0	0	0	0	0
LIV10064	0	0	0	0	0	0	0	0	0	0	0	0	0	0	0
LIV10071	14	0	0	0	14	0	0	0	0	0	24	0	0	0	24
LIV10072	15	0	0	0	15	***	0	0	0	***	21	0	0	0	21
LIV10073	***	0	0	0	***	0	0	0	0	0	0	0	0	0	0
LIV58343	0	0	0	0	0	0	0	0	0	0	***	0	0	0	***
LIV58350	0	0	0	0	0	0	0	0	0	0	0	0	0	0	0
LIV58351	0	0	0	0	0	0	0	0	0	0	0	0	0	0	0
LIV58353	0	0	0	0	0	0	0	0	0	0	186	0	0	0	186
LIV58394	0	0	0	0	0	0	0	0	0	0	90	0	0	0	90
LIV58398	0	0	0	0	0	0	0	0	0	0	36	0	0	0	36
LIV58403	0	0	0	0	0	0	0	0	0	0	25	0	0	0	25
LIV58406	0	0	0	0	0	0	0	0	0	0	67	0	0	0	67
LIV58409	0	0	0	0	0	0	0	0	0	0	49	0	0	0	49
LIV58415	0	0	0	0	0	0	0	0	0	0	10	0	0	0	10
LIV58416	0	0	0	0	0	0	0	0	0	0	143	0	0	0	143
LIV58421	0	0	0	0	0	0	0	0	0	0	73	0	0	0	73
LIV58422	0	0	0	0	0	0	0	0	0	0	14	0	0	0	14
LIV58437	0	0	0	0	0	0	0	0	0	0	39	0	0	0	39
LIV58574	0	0	0	0	0	0	0	0	0	0	13	0	0	0	13
-	-	-	-	-	-	-	-	-	-	-	-	-	-	-	-
-	-	-	-	-	-	-	-	-	-	-	-	-	-	-	-
-	-	-	-	-	-	-	-	-	-	-	-	-	-	-	-
-	-	-	-	-	-	-	-	-	-	-	-	-	-	-	-
-	-	-	-	-	-	-	-	-	-	-	-	-	-	-	-
-	-	-	-	-	-	-	-	-	-	-	-	-	-	-	-
LIV	92	0	0	0	92	***	0	0	0	***	792	0	0	0	792



5,623

Number of syringe exchange transactions by clients in the Liverpool Local Authority area this year

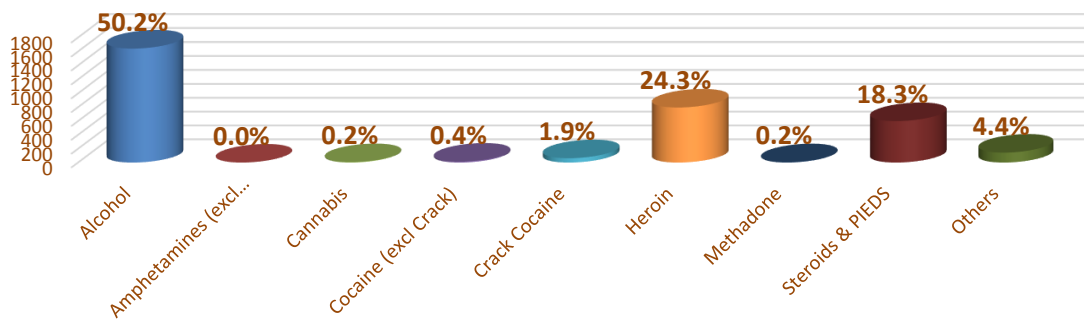
**There were 792 equipment returns were recorded
A ratio of 1 return to every 7.1 syringe exchange visits**

CLIENT REVIEW DATA: BY AGENCY

PRIMARY SUBSTANCE:

Total individuals for the current year to date, shown by the last recorded primary substance.

IMS	Agencies	Alcohol	Amphetamines (excl Ecstasy)	Cannabis	Cocaine (excl Crack)	Crack Cocaine	Heroin	Methadone	Steroids & PIEDS	Others	Not Stated
LIV10003	Community Voice	0	0	0	0	0	0	0	0	0	0
LIV10005	Armistead Street	***	0	0	0	6	12	***	0	***	48
LIV10007	Whitechapel Centre	0	0	0	0	0	0	0	0	0	0
LIV10009	Action on Addiction - SHARP	89	0	***	11	6	***	***	0	0	0
LIV10014	Aintree Hospital	1,417	0	***	0	0	***	0	0	0	54
LIV10018	Brownlow Practice	46	0	0	0	0	0	0	0	0	30
LIV10020	Royal Liverpool Hospital LCAS	47	0	0	0	0	0	0	0	0	***
LIV10060	Transforming Choice	35	0	0	0	0	0	0	0	0	***
LIV10064	REST Centre	0	0	0	0	0	0	0	0	0	0
LIV10071	North ARC - Addaction Recovery Centre	23	0	***	***	***	14	0	10	6	27
LIV10072	Central ARC - Addaction Recovery Centre	15	0	0	***	***	16	***	15	0	9
LIV10073	South ARC - Addaction Recovery Centre	***	0	0	0	0	0	0	0	0	0
LIV58343	Belle Vale Pharmacy	0	0	0	0	***	7	0	11	0	0
LIV58350	Boots Pharmacy, Long Lane	0	0	0	0	0	***	0	***	0	***
LIV58351	Boots Pharmacy, Boaler Street	0	0	0	0	0	0	0	0	0	0
LIV58353	Boots Pharmacy, London Road	0	0	0	0	11	164	0	182	15	371
LIV58394	Lloyds Pharmacy, Prospect Point	0	0	0	0	12	377	0	147	34	244
LIV58398	Lloyds Pharmacy, West Derby Rd	0	0	0	0	9	45	0	13	9	72
LIV58403	Lloyds Pharmacy, Muirhead Ave East	0	0	0	0	***	15	0	13	***	12
LIV58406	Lloyds Pharmacy, Townsend Lane	0	0	0	0	***	20	0	10	64	164
LIV58409	Lloyds Pharmacy, St.Oswald Street	0	0	0	0	***	43	0	42	***	8
LIV58415	Melwood Pharmacy, Deysbrook Lane	0	0	0	0	0	5	0	***	***	0
LIV58416	Norman Pharmacy, Walton Road	0	0	0	0	5	80	0	27	11	177
LIV58421	Rowland & Co, Speke Health Centre	0	0	0	0	***	11	0	18	***	16
LIV58422	Rowlands Pharmacy, Garston	0	0	0	0	0	5	0	97	0	6
LIV58437	Rowlands Pharmacy, Lodge Lane	0	0	0	0	***	49	0	15	***	28
LIV58574	Riverside Pharmacy	0	0	0	0	0	***	0	***	0	18
-	-	-	-	-	-	-	-	-	-	-	-
-	-	-	-	-	-	-	-	-	-	-	-
-	-	-	-	-	-	-	-	-	-	-	-
-	-	-	-	-	-	-	-	-	-	-	-
-	-	-	-	-	-	-	-	-	-	-	-
-	-	-	-	-	-	-	-	-	-	-	-
LIV	Liverpool Local Authority	1,642	0	6	14	63	796	5	600	144	1,056



* Percentages shown are of those clients who had a primary substance recorded

CLIENT REVIEW DATA: BY AGENCY

ACCOMMODATION NEED:

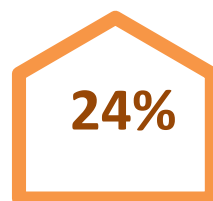
Total individuals for the current year to date, shown by the last recorded accommodation status.

IMS	Agencies	NFA - urgent			
		housing problem	Housing problem	No housing problem	Not recorded
LIV10003	Community Voice	0	0	0	0
LIV10005	Armistead Street	5	5	7	54
LIV10007	Whitechapel Centre	0	0	0	0
LIV10009	Action on Addiction - SHARP	0	0	0	114
LIV10014	Aintree Hospital	***	0	5	1,467
LIV10018	Brownlow Practice	5	20	10	41
LIV10020	Royal Liverpool Hospital LCAS	***	***	36	7
LIV10060	Transforming Choice	8	22	5	***
LIV10064	REST Centre	0	0	0	0
LIV10071	North ARC - Addaction Recovery Centre	0	6	51	30
LIV10072	Central ARC - Addaction Recovery Centre	***	***	32	19
LIV10073	South ARC - Addaction Recovery Centre	0	0	***	0
LIV58343	Belle Vale Pharmacy	0	0	0	19
LIV58350	Boots Pharmacy, Long Lane	0	0	0	8
LIV58351	Boots Pharmacy, Boaler Street	0	0	0	0
LIV58353	Boots Pharmacy, London Road	18	0	0	725
LIV58394	Lloyds Pharmacy, Prospect Point	9	***	0	804
LIV58398	Lloyds Pharmacy, West Derby Rd	0	0	0	148
LIV58403	Lloyds Pharmacy, Muirhead Ave East	0	0	0	43
LIV58406	Lloyds Pharmacy, Townsend Lane	0	0	0	259
LIV58409	Lloyds Pharmacy, St.Oswald Street	0	0	0	98
LIV58415	Melwood Pharmacy, Deysbrook Lane	0	0	0	9
LIV58416	Norman Pharmacy, Walton Road	0	0	0	300
LIV58421	Rowland & Co, Speke Health Centre	0	0	0	48
LIV58422	Rowlands Pharmacy, Garston	0	0	0	108
LIV58437	Rowlands Pharmacy, Lodge Lane	0	0	0	96
LIV58574	Riverside Pharmacy	0	0	0	23
		-	-	-	-
		-	-	-	-
		-	-	-	-
		-	-	-	-
		-	-	-	-
		-	-	-	-
LIV	Liverpool Local Authority	50	60	140	4,075

For those clients where an accommodation status was recorded:



NFA - urgent housing problem



Housing problem



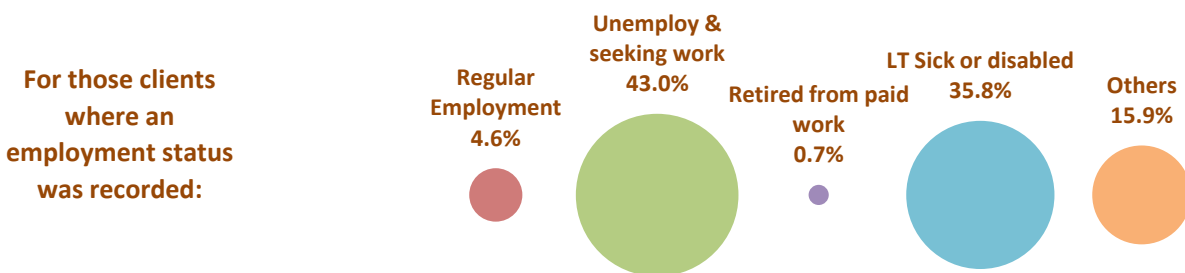
No housing problem

CLIENT REVIEW DATA: BY AGENCY

EMPLOYMENT STATUS:

Total individuals for the current year to date, shown by the last recorded employment status.

IMS	Agencies	Pupil / Student	Regular Employment	Unemploy & seeking work	Retired from paid work	LT Sick or disabled	Others	Not recorded
LIV10003	Community Voice	0	0	0	0	0	0	0
LIV10005	Armistead Street	0	0	***	0	7	***	57
LIV10007	Whitechapel Centre	0	0	0	0	0	0	0
LIV10009	Action on Addiction - SHARP	0	0	0	0	0	0	114
LIV10014	Aintree Hospital	0	0	0	0	0	0	1,473
LIV10018	Brownlow Practice	0	0	22	0	0	13	41
LIV10020	Royal Liverpool Hospital LCA	0	0	***	0	0	0	45
LIV10060	Transforming Choice	0	0	0	0	34	***	***
LIV10064	REST Centre	0	0	0	0	0	0	0
LIV10071	North ARC - Addaction Reco	0	***	20	0	16	6	42
LIV10072	Central ARC - Addaction Rec	0	***	16	***	6	0	32
LIV10073	South ARC - Addaction Reco	0	0	***	0	0	***	0
LIV58343	Belle Vale Pharmacy	0	0	0	0	0	0	19
LIV58350	Boots Pharmacy, Long Lane	0	0	0	0	0	0	8
LIV58351	Boots Pharmacy, Boaler Stre	0	0	0	0	0	0	0
LIV58353	Boots Pharmacy, London Ro	0	0	0	0	0	0	743
LIV58394	Lloyds Pharmacy, Prospect	0	0	0	0	0	0	814
LIV58398	Lloyds Pharmacy, West Derk	0	0	0	0	0	0	148
LIV58403	Lloyds Pharmacy, Muirhead	0	0	0	0	0	0	43
LIV58406	Lloyds Pharmacy, Townsend	0	0	0	0	0	0	259
LIV58409	Lloyds Pharmacy, St.Oswald	0	0	0	0	0	0	98
LIV58415	Melwood Pharmacy, Deysbr	0	0	0	0	0	0	9
LIV58416	Norman Pharmacy, Walton l	0	0	0	0	0	0	300
LIV58421	Rowland & Co, Speke Health	0	0	0	0	0	0	48
LIV58422	Rowlands Pharmacy, Garsto	0	0	0	0	0	0	108
LIV58437	Rowlands Pharmacy, Lodge	0	0	0	0	0	0	96
LIV58574	Riverside Pharmacy	0	0	0	0	0	0	23
-	-	-	-	-	-	-	-	-
-	-	-	-	-	-	-	-	-
-	-	-	-	-	-	-	-	-
-	-	-	-	-	-	-	-	-
-	-	-	-	-	-	-	-	-
-	-	-	-	-	-	-	-	-
LIV	Liverpool Local Authority	0	7	65	***	54	24	4,174



CLIENT REVIEW DATA: BY AGENCY

PARENTAL STATUS:

Total individuals for the current year to date, shown by the last recorded parental status.

IMS	Agencies	All the children live with client	Some of the children live with client	None of the children live with client	Client declined to answer	Not a parent	Not recorded
LIV10003	Community Voice	0	0	0	0	0	0
LIV10005	Armistead Street	***	***	9	***	***	54
LIV10007	Whitechapel Centre	0	0	0	0	0	0
LIV10009	Action on Addiction - SHARP	0	0	0	0	0	114
LIV10014	Aintree Hospital	0	0	0	***	0	1,472
LIV10018	Brownlow Practice	0	0	25	***	10	39
LIV10020	Royal Liverpool Hospital LCAS	0	0	0	0	0	48
LIV10060	Transforming Choice	0	0	12	6	15	***
LIV10064	REST Centre	0	0	0	0	0	0
LIV10071	North ARC - Addaction Recovery Centre	***	***	20	***	18	44
LIV10072	Central ARC - Addaction Recovery Centre	***	***	***	***	19	33
LIV10073	South ARC - Addaction Recovery Centre	0	0	0	0	***	0
LIV58343	Belle Vale Pharmacy	0	0	0	0	0	19
LIV58350	Boots Pharmacy, Long Lane	0	0	0	0	0	8
LIV58351	Boots Pharmacy, Boaler Street	0	0	0	0	0	0
LIV58353	Boots Pharmacy, London Road	0	0	0	0	0	743
LIV58394	Lloyds Pharmacy, Prospect Point	0	0	0	0	0	814
LIV58398	Lloyds Pharmacy, West Derby Rd	0	0	0	0	0	148
LIV58403	Lloyds Pharmacy, Muirhead Ave East	0	0	0	0	0	43
LIV58406	Lloyds Pharmacy, Townsend Lane	0	0	0	0	0	259
LIV58409	Lloyds Pharmacy, St.Oswald Street	0	0	0	0	0	98
LIV58415	Melwood Pharmacy, Deysbrook Lane	0	0	0	0	0	9
LIV58416	Norman Pharmacy, Walton Road	0	0	0	0	0	300
LIV58421	Rowland & Co, Speke Health Centre	0	0	0	0	0	48
LIV58422	Rowlands Pharmacy, Garston	0	0	0	0	0	108
LIV58437	Rowlands Pharmacy, Lodge Lane	0	0	0	0	0	96
LIV58574	Riverside Pharmacy	0	0	0	0	0	23
-	-	-	-	-	-	-	-
-	-	-	-	-	-	-	-
-	-	-	-	-	-	-	-
-	-	-	-	-	-	-	-
-	-	-	-	-	-	-	-
-	-	-	-	-	-	-	-
LIV	Liverpool Local Authority	5	***	63	14	65	4,175

Where clients stated that they are a parent (of children under 18)



7% All children live with the client

4% Some children live with the client

89% No children live with the client

NEEDLE & SYRINGE PROGRAMME CLIENTS ONLY - SUMMARY: BY AGENCY

NUMBER OF INDIVIDUALS SEEN BY QUARTER:

The number of needle and syringe exchange clients reported for all agencies each quarter, and the total number of individuals seen during the current year to date. The local authority figures are the total unique individuals.

IMS	Agencies	Qtr1	Qtr2	Qtr3	Qtr4	YTD
LIV10003	Community Voice	0	-	-	-	0
LIV10005	Armistead Street	0	-	-	-	0
LIV10007	Whitechapel Centre	0	-	-	-	0
LIV10009	Action on Addiction - SHARP	0	-	-	-	0
LIV10014	Aintree Hospital	0	-	-	-	0
LIV10018	Brownlow Practice	0	-	-	-	0
LIV10020	Royal Liverpool Hospital LCAS	0	-	-	-	0
LIV10060	Transforming Choice	0	-	-	-	0
LIV10064	REST Centre	0	-	-	-	0
LIV10071	North ARC - Addaction Recovery Centre	37	-	-	-	37
LIV10072	Central ARC - Addaction Recovery Centre	34	-	-	-	34
LIV10073	South ARC - Addaction Recovery Centre	0	-	-	-	0
LIV58343	Belle Vale Pharmacy	19	-	-	-	19
LIV58350	Boots Pharmacy, Long Lane	8	-	-	-	8
LIV58351	Boots Pharmacy, Boaler Street	0	-	-	-	0
LIV58353	Boots Pharmacy, London Road	743	-	-	-	743
LIV58394	Lloyds Pharmacy, Prospect Point	814	-	-	-	814
LIV58398	Lloyds Pharmacy, West Derby Rd	148	-	-	-	148
LIV58403	Lloyds Pharmacy, Muirhead Ave East	43	-	-	-	43
LIV58406	Lloyds Pharmacy, Townsend Lane	259	-	-	-	259
LIV58409	Lloyds Pharmacy, St.Oswald Street	98	-	-	-	98
LIV58415	Melwood Pharmacy, Deysbrook Lane	9	-	-	-	9
LIV58416	Norman Pharmacy, Walton Road	300	-	-	-	300
LIV58421	Rowland & Co, Speke Health Centre	48	-	-	-	48
LIV58422	Rowlands Pharmacy, Garston	108	-	-	-	108
LIV58437	Rowlands Pharmacy, Lodge Lane	96	-	-	-	96
LIV58574	Riverside Pharmacy	23	-	-	-	23
		-	-	-	-	-
		-	-	-	-	-
		-	-	-	-	-
		-	-	-	-	-
		-	-	-	-	-
		-	-	-	-	-
LIV	Liverpool Local Authority	2,510	-	-	-	2,510



Number of individuals accessing needle and syringe exchange services in the Liverpool Local Authority area this year

NEEDLE & SYRINGE PROGRAMME CLIENTS ONLY - SUMMARY: BY AGENCY

GENDER

Number of needle and syringe exchange clients by gender for the last quarter, and during the current year to date.

IMS	Agencies	Male Q	Female Q	Male YTD	Female YTD
LIV10003	Community Voice	0	0	0	0
LIV10005	Armistead Street	0	0	0	0
LIV10007	Whitechapel Centre	0	0	0	0
LIV10009	Action on Addiction - SHARP	0	0	0	0
LIV10014	Aintree Hospital	0	0	0	0
LIV10018	Brownlow Practice	0	0	0	0
LIV10020	Royal Liverpool Hospital LCAS	0	0	0	0
LIV10060	Transforming Choice	0	0	0	0
LIV10064	REST Centre	0	0	0	0
LIV10071	North ARC - Addaction Recovery Centre	35	***	35	***
LIV10072	Central ARC - Addaction Recovery Centre	32	***	32	***
LIV10073	South ARC - Addaction Recovery Centre	0	0	0	0
LIV58343	Belle Vale Pharmacy	19	0	19	0
LIV58350	Boots Pharmacy, Long Lane	8	0	8	0
LIV58351	Boots Pharmacy, Boaler Street	0	0	0	0
LIV58353	Boots Pharmacy, London Road	656	87	656	87
LIV58394	Lloyds Pharmacy, Prospect Point	737	77	737	77
LIV58398	Lloyds Pharmacy, West Derby Rd	123	25	123	25
LIV58403	Lloyds Pharmacy, Muirhead Ave East	40	***	40	***
LIV58406	Lloyds Pharmacy, Townsend Lane	233	26	233	26
LIV58409	Lloyds Pharmacy, St.Oswald Street	86	12	86	12
LIV58415	Melwood Pharmacy, Deysbrook Lane	8	***	8	***
LIV58416	Norman Pharmacy, Walton Road	255	45	255	45
LIV58421	Rowland & Co, Speke Health Centre	42	6	42	6
LIV58422	Rowlands Pharmacy, Garston	106	***	106	***
LIV58437	Rowlands Pharmacy, Lodge Lane	88	8	88	8
LIV58574	Riverside Pharmacy	21	***	21	***
		-	-	-	-
		-	-	-	-
		-	-	-	-
		-	-	-	-
		-	-	-	-
		-	-	-	-
LIV	Liverpool Local Authority	2,239	271	2,239	271

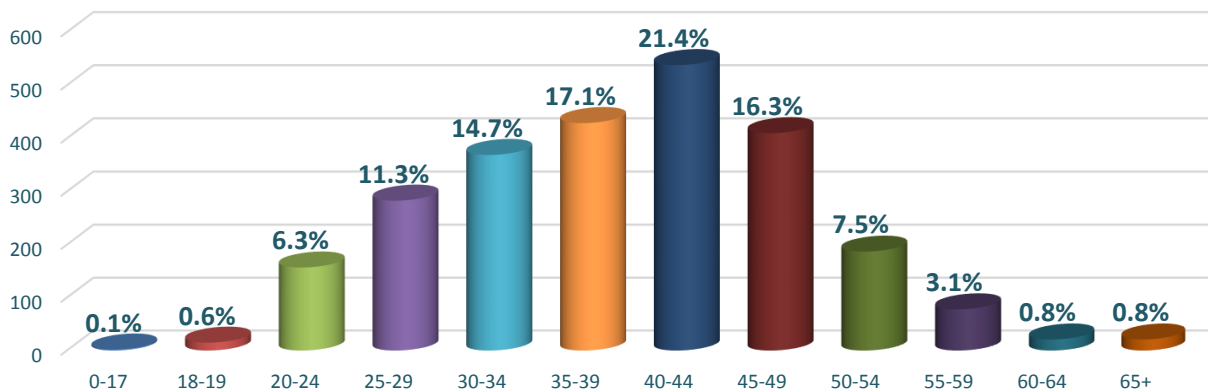


NEEDLE & SYRINGE PROGRAMME CLIENTS ONLY - SUMMARY: BY AGENCY

AGE GROUPS:

Total needle and syringe exchange clients for the current year to date, shown by age group.

IMS	Agencies	0-17	18-19	20-24	25-29	30-34	35-39	40-44	45-49	50-54	55-59	60-64	65+
LIV10003	Community Voice	0	0	0	0	0	0	0	0	0	0	0	0
LIV10005	Armistead Street	0	0	0	0	0	0	0	0	0	0	0	0
LIV10007	Whitechapel Centre	0	0	0	0	0	0	0	0	0	0	0	0
LIV10009	Action on Addiction - SHARP	0	0	0	0	0	0	0	0	0	0	0	0
LIV10014	Aintree Hospital	0	0	0	0	0	0	0	0	0	0	0	0
LIV10018	Brownlow Practice	0	0	0	0	0	0	0	0	0	0	0	0
LIV10020	Royal Liverpool Hospital LCAS	0	0	0	0	0	0	0	0	0	0	0	0
LIV10060	Transforming Choice	0	0	0	0	0	0	0	0	0	0	0	0
LIV10064	REST Centre	0	0	0	0	0	0	0	0	0	0	0	0
LIV10071	North ARC - Addaction Recovery Centre	0	0	***	5	8	9	7	***	***	***	***	0
LIV10072	Central ARC - Addaction Recovery Centre	0	0	***	***	***	5	6	8	***	***	***	0
LIV10073	South ARC - Addaction Recovery Centre	0	0	0	0	0	0	0	0	0	0	0	0
LIV58343	Belle Vale Pharmacy	0	0	***	***	***	***	***	***	***	***	0	0
LIV58350	Boots Pharmacy, Long Lane	0	0	***	0	0	0	***	***	***	0	0	0
LIV58351	Boots Pharmacy, Boaler Street	0	0	0	0	0	0	0	0	0	0	0	0
LIV58353	Boots Pharmacy, London Road	0	***	64	93	131	151	136	93	46	18	6	***
LIV58394	Lloyds Pharmacy, Prospect Point	0	***	44	87	109	155	187	138	55	21	5	10
LIV58398	Lloyds Pharmacy, West Derby Rd	0	0	***	9	22	22	38	41	9	5	0	0
LIV58403	Lloyds Pharmacy, Muirhead Ave East	0	0	***	5	5	8	10	7	***	***	0	0
LIV58406	Lloyds Pharmacy, Townsend Lane	0	***	11	17	25	40	68	65	19	11	0	0
LIV58409	Lloyds Pharmacy, St.Oswald Street	0	0	5	8	15	17	16	20	10	***	***	***
LIV58415	Melwood Pharmacy, Deysbrook Lane	0	0	0	0	0	***	5	***	0	0	0	0
LIV58416	Norman Pharmacy, Walton Road	***	***	7	21	28	28	97	50	40	15	5	6
LIV58421	Rowland & Co, Speke Health Centre	0	***	***	12	14	6	7	***	***	***	0	0
LIV58422	Rowlands Pharmacy, Garston	0	0	14	28	30	10	10	13	***	0	0	0
LIV58437	Rowlands Pharmacy, Lodge Lane	***	***	7	7	8	19	18	14	14	***	***	***
LIV58574	Riverside Pharmacy	0	0	0	0	***	***	***	10	***	***	0	0
-	-	-	-	-	-	-	-	-	-	-	-	-	-
-	-	-	-	-	-	-	-	-	-	-	-	-	-
-	-	-	-	-	-	-	-	-	-	-	-	-	-
-	-	-	-	-	-	-	-	-	-	-	-	-	-
-	-	-	-	-	-	-	-	-	-	-	-	-	-
-	-	-	-	-	-	-	-	-	-	-	-	-	-
LIV	Liverpool Local Authority	***	15	157	283	369	429	538	410	187	78	21	21

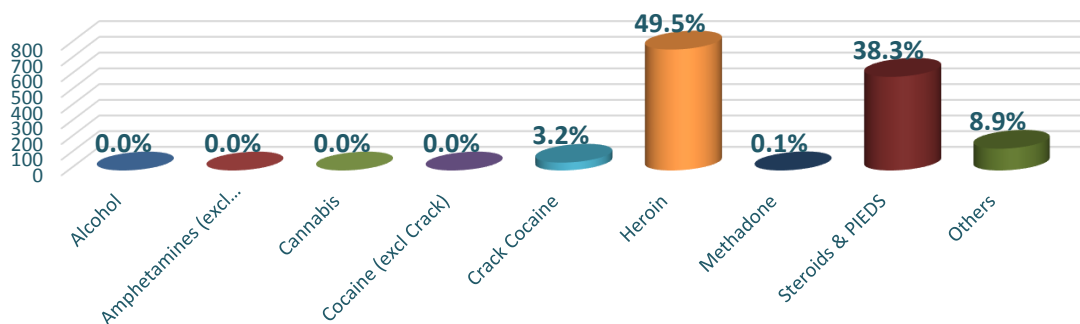


NEEDLE & SYRINGE PROGRAMME CLIENTS ONLY - SUMMARY: BY AGENCY

PRIMARY SUBSTANCE

Total needle and syringe exchange clients for the current year to date, shown by the last recorded primary substance.

IMS	Agencies	Alcohol	Amphetamines (excl Ecstasy)	Cannabis	Cocaine (excl Crack)	Crack Cocaine	Heroin	Methadone	Steroids & PIEDS	Others	Not Stated
LIV10003	Community Voice	0	0	0	0	0	0	0	0	0	0
LIV10005	Armistead Street	0	0	0	0	0	0	0	0	0	0
LIV10007	Whitechapel Centre	0	0	0	0	0	0	0	0	0	0
LIV10009	Action on Addiction - SHARP	0	0	0	0	0	0	0	0	0	0
LIV10014	Aintree Hospital	0	0	0	0	0	0	0	0	0	0
LIV10018	Brownlow Practice	0	0	0	0	0	0	0	0	0	0
LIV10020	Royal Liverpool Hospital LCAS	0	0	0	0	0	0	0	0	0	0
LIV10060	Transforming Choice	0	0	0	0	0	0	0	0	0	0
LIV10064	REST Centre	0	0	0	0	0	0	0	0	0	0
LIV10071	North ARC - Addaction Recovery Centre	0	0	0	0	***	7	0	8	***	19
LIV10072	Central ARC - Addaction Recovery Centre	0	0	0	0	***	11	***	14	0	7
LIV10073	South ARC - Addaction Recovery Centre	0	0	0	0	0	0	0	0	0	0
LIV58343	Belle Vale Pharmacy	0	0	0	0	***	7	0	11	0	0
LIV58350	Boots Pharmacy, Long Lane	0	0	0	0	0	***	0	***	0	***
LIV58351	Boots Pharmacy, Boaler Street	0	0	0	0	0	0	0	0	0	0
LIV58353	Boots Pharmacy, London Road	0	0	0	0	11	164	0	182	15	371
LIV58394	Lloyds Pharmacy, Prospect Point	0	0	0	0	12	377	0	147	34	244
LIV58398	Lloyds Pharmacy, West Derby Rd	0	0	0	0	9	45	0	13	9	72
LIV58403	Lloyds Pharmacy, Muirhead Ave East	0	0	0	0	***	15	0	13	***	12
LIV58406	Lloyds Pharmacy, Townsend Lane	0	0	0	0	***	20	0	10	64	164
LIV58409	Lloyds Pharmacy, St.Oswald Street	0	0	0	0	***	43	0	42	***	8
LIV58415	Melwood Pharmacy, Deysbrook Lane	0	0	0	0	0	5	0	***	***	0
LIV58416	Norman Pharmacy, Walton Road	0	0	0	0	5	80	0	27	11	177
LIV58421	Rowland & Co, Speke Health Centre	0	0	0	0	***	11	0	18	***	16
LIV58422	Rowlands Pharmacy, Garston	0	0	0	0	0	5	0	97	0	6
LIV58437	Rowlands Pharmacy, Lodge Lane	0	0	0	0	***	49	0	15	***	28
LIV58574	Riverside Pharmacy	0	0	0	0	0	***	0	***	0	18
-	-	-	-	-	-	-	-	-	-	-	-
-	-	-	-	-	-	-	-	-	-	-	-
-	-	-	-	-	-	-	-	-	-	-	-
-	-	-	-	-	-	-	-	-	-	-	-
-	-	-	-	-	-	-	-	-	-	-	-
-	-	-	-	-	-	-	-	-	-	-	-
LIV	Liverpool Local Authority	0	0	0	0	50	770	***	597	139	953



* Percentages shown are of those NSP clients who had a primary substance recorded

The figure for those accessing services includes all individuals who had an intervention, an onward referral, a well being review, a health screening, or a syringe exchange transaction during the quarter.

The number of individuals shown Year to Date (YTD) is not necessarily a sum of the quarterly figures as the same individual may have presented in more than one quarter, but they will only be counted once in the YTD number. Likewise the Local Authority total is less than a sum of the agency figures where an individual has presented at multiple services during the period.

The activity summary shows the number of activities delivered by each service.

The Year to Date (YTD) activity figure is cumulative and should represent the sum of each quarterly figure, unless any retrospective changes are made to the data by the agency following their quarterly data submission.

The client review data section includes all clients who have accessed services at any time during the current year to date, and details information that is collected in the client assessment review, such as Primary Substance of use, Accommodation status, Employment Status, and Parental status.

Where the client has multiple assessments completed, only the last completed assessment has been used.

Needle and syringe programme data includes all clients who have had a needle and syringe exchange transaction or exchange return recorded at any time during the quarterly period or current year to date.

Report prepared by the PHI Monitoring Team,
Public Health Institute, Liverpool John Moores University,
Henry Cotton Building, 15-21 Webster Street, Liverpool,
L3 2ET. Tel: (0151) 231 4314.
www.cph.org.uk/ims
www.twitter.com/phi_ims