

INTRODUCTION:

Hello. This is the first quarterly report for the 2016-17 year and covers activity for period 1st April – 30th June 2016. Please make every effort to keep your data entry up to date. Where services have been unable to complete their IMS data for the quarterly deadline, their figures will be updated retrospectively in the next quarterly report.

Thank you to everyone who was able to attend our annual IMS user group event. It was great to hear your feedback on IMS. It also gave us an opportunity to show how the IMS data is used, and to present some of the developments to have planned. Information and presentations from the event are available here: www.cph.org.uk/ims/ims-user-group-event-2016



In this quarter's report we have refreshed the layout, and included additional tables to show figures for needle and syringe exchange clients as a separate cohort to all the IMS client data. The needle and syringe exchange figures are found in pages 11-14 with the blue title bars. Thank you to everyone who has given feedback on the content of this report. If you have any requests for changes to additions please do let us know.

We have been awarded the title of Research Institute and have changed our name: formerly the Centre for Public Health (CPH), we have now become the Public Health Institute (PHI). Our contact details are unchanged and the new name will be formally launched in October.


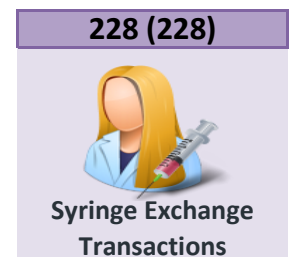
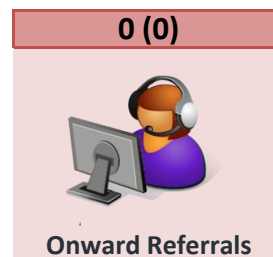
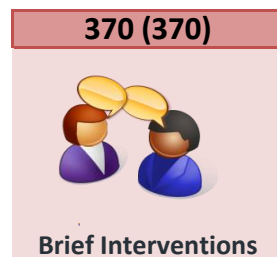
The 2015/16 annual report will be available before the end of the year with the detail for all IMS client activity recorded during 2015/16 across Cheshire and Merseyside, and cross matching activity recorded in IMS with client numbers from the National Drug Treatment monitoring System (NDTMS) and the Drug Intervention Programme

ACTIVITY SUMMARY FOR: KNOWSLEY

Number of individuals who accessed non-structured interventions this quarter (and year to date).



Number of separate activities that were accessed this quarter (and year to date).




CLIENTS SUMMARY: BY AGENCY

NUMBER OF INDIVIDUALS SEEN BY QUARTER:

The number of individuals reported for all agencies each quarter, and the total number of individuals seen during the current year to date. The local authority figures are the total unique individuals.

IMS	Agencies	Qtr1	Qtr2	Qtr3	Qtr4	YTD
KNW10041	Knowsley Integrated Rec Service	258	-	-	-	258
KNW30051	Kirkby SES, Knowsley - CGL	40	-	-	-	40
KNW30052	Huyton SES, Knowsley - CGL	98	-	-	-	98
KNW53302	Boots Cables Retail Park	***	-	-	-	***
KNW53303	Boots the Pharmacy, The Halewood centre	43	-	-	-	43
KNW53315	Newtown Pharmacy, Kirkby	12	-	-	-	12
KNW53323	Rowlands Pharmacy (Previously GF O'Brier	46	-	-	-	46
KNW53327	A.E. Sedem (Woolfall Pharmacy)	***	-	-	-	***
		-	-	-	-	-
		-	-	-	-	-
		-	-	-	-	-
		-	-	-	-	-
		-	-	-	-	-
KNW	Knowsley Local Authority	492	-	-	-	492



Number of individuals accessing services in the Knowsley Local Authority area this year

CLIENTS SUMMARY: BY AGENCY

GENDER:

Number of individuals by gender for the last quarter, and during the current year to date.

IMS	Agencies	Male Q	Female Q	Male YTD	Female YTD
KNW10041	Knowsley Integrated Rec Service	184	74	184	74
KNW30051	Kirkby SES, Knowsley - CGL	38	***	38	***
KNW30052	Huyton SES, Knowsley - CGL	88	10	88	10
KNW53302	Boots Cables Retail Park	***	0	***	0
KNW53303	Boots the Pharmacy, The Halewood centre	38	5	38	5
KNW53315	Newtown Pharmacy, Kirkby	11	***	11	***
KNW53323	Rowlands Pharmacy (Previously GF O'Brien)	39	7	39	7
KNW53327	A.E. Sedem (Woolfall Pharmacy)	***	0	***	0
		-	-	-	-
		-	-	-	-
		-	-	-	-
		-	-	-	-
		-	-	-	-
KNW	Knowsley Local Authority	394	98	394	98

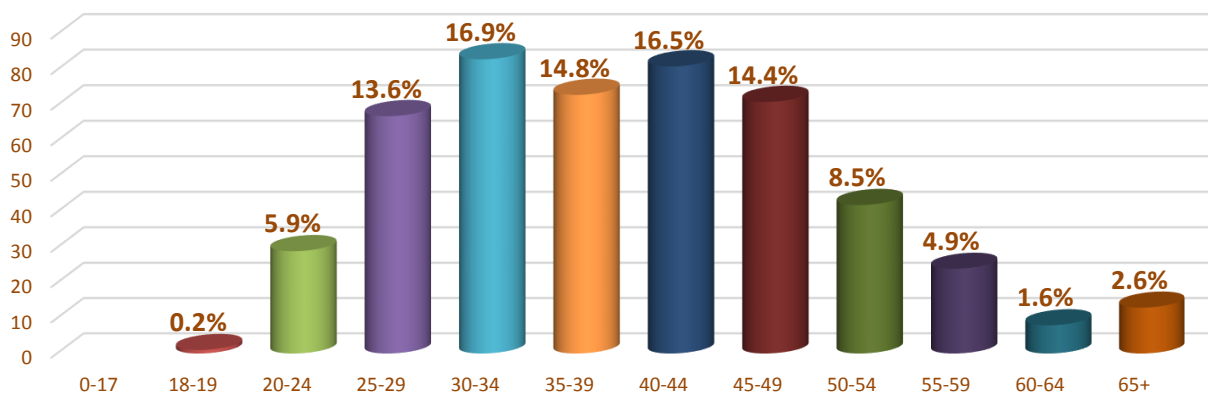


CLIENTS SUMMARY: BY AGENCY

AGE GROUPS:

Total individuals for the current year to date, shown by age group.

IMS	Agencies	0-17	18-19	20-24	25-29	30-34	35-39	40-44	45-49	50-54	55-59	60-64	65+
KNW10041	Knowsley Integrated Rec Service	0	***	12	24	42	34	46	47	24	18	6	***
KNW30051	Kirkby SES, Knowsley - CGL	0	0	***	5	***	7	13	***	***	0	0	0
KNW30052	Huyton SES, Knowsley - CGL	0	0	***	28	21	21	10	8	***	***	0	0
KNW53302	Boots Cables Retail Park	0	0	0	0	0	0	0	***	0	0	0	0
KNW53303	Boots the Pharmacy, The Halewood centre	0	0	***	***	***	***	5	6	8	***	***	9
KNW53315	Newtown Pharmacy, Kirkby	0	0	***	***	***	0	***	***	***	0	0	0
KNW53323	Rowlands Pharmacy (Previously GF O'Brien)	0	0	***	7	10	9	7	5	***	0	***	0
KNW53327	A.E. Sedem (Woolfall Pharmacy)	0	0	***	***	0	0	0	0	0	0	0	0
		-	-	-	-	-	-	-	-	-	-	-	-
		-	-	-	-	-	-	-	-	-	-	-	-
		-	-	-	-	-	-	-	-	-	-	-	-
		-	-	-	-	-	-	-	-	-	-	-	-
		-	-	-	-	-	-	-	-	-	-	-	-
KNW	Knowsley Local Authority	0	***	29	67	83	73	81	71	42	24	8	13



ACTIVITY SUMMARY: BY AGENCY

Total activity by type delivered by each agency quarterly and as a total for the current year to date.

IMS	Interventions					Referrals					Syringe Exchange Transactions				
	Qtr1	Qtr2	Qtr3	Qtr4	YTD	Qtr1	Qtr2	Qtr3	Qtr4	YTD	Qtr1	Qtr2	Qtr3	Qtr4	YTD
KNW10041	355	0	0	0	355	0	0	0	0	0	0	0	0	0	0
KNW30051	0	0	0	0	0	0	0	0	0	0	80	0	0	0	80
KNW30052	15	0	0	0	15	0	0	0	0	0	117	0	0	0	117
KNW53302	0	0	0	0	0	0	0	0	0	0	***	0	0	0	***
KNW53303	0	0	0	0	0	0	0	0	0	0	15	0	0	0	15
KNW53315	0	0	0	0	0	0	0	0	0	0	14	0	0	0	14
KNW53323	0	0	0	0	0	0	0	0	0	0	65	0	0	0	65
KNW53327	0	0	0	0	0	0	0	0	0	0	***	0	0	0	***
	-	-	-	-	-	-	-	-	-	-	-	-	-	-	-
	-	-	-	-	-	-	-	-	-	-	-	-	-	-	-
	-	-	-	-	-	-	-	-	-	-	-	-	-	-	-
	-	-	-	-	-	-	-	-	-	-	-	-	-	-	-
	-	-	-	-	-	-	-	-	-	-	-	-	-	-	-
KNW	370	0	0	0	370	0	0	0	0	0	228	0	0	0	228



370


Number of brief interventions delivered to clients in the Knowsley Local Authority area this year

That equates to an average of 0.75 interventions per person

ACTIVITY SUMMARY: BY AGENCY

Total activity by type delivered by each agency quarterly and as a total for the current year to date.

IMS	Wellbeing/Reviews					Health Screenings					Syringe Exchange Returns				
	Qtr1	Qtr2	Qtr3	Qtr4	YTD	Qtr1	Qtr2	Qtr3	Qtr4	YTD	Qtr1	Qtr2	Qtr3	Qtr4	YTD
KNW10041	32	0	0	0	32	0	0	0	0	0	0	0	0	0	0
KNW30051	0	0	0	0	0	0	0	0	0	0	6	0	0	0	6
KNW30052	0	0	0	0	0	0	0	0	0	0	25	0	0	0	25
KNW53302	0	0	0	0	0	0	0	0	0	0	***	0	0	0	***
KNW53303	0	0	0	0	0	0	0	0	0	0	66	0	0	0	66
KNW53315	0	0	0	0	0	0	0	0	0	0	14	0	0	0	14
KNW53323	0	0	0	0	0	0	0	0	0	0	65	0	0	0	65
KNW53327	0	0	0	0	0	0	0	0	0	0	***	0	0	0	***
	-	-	-	-	-	-	-	-	-	-	-	-	-	-	-
	-	-	-	-	-	-	-	-	-	-	-	-	-	-	-
	-	-	-	-	-	-	-	-	-	-	-	-	-	-	-
	-	-	-	-	-	-	-	-	-	-	-	-	-	-	-
	-	-	-	-	-	-	-	-	-	-	-	-	-	-	-
KNW	32	0	0	0	32	0	0	0	0	0	113	0	0	0	113



228

Number of syringe exchange transactions by clients in the Knowsley Local Authority area this year

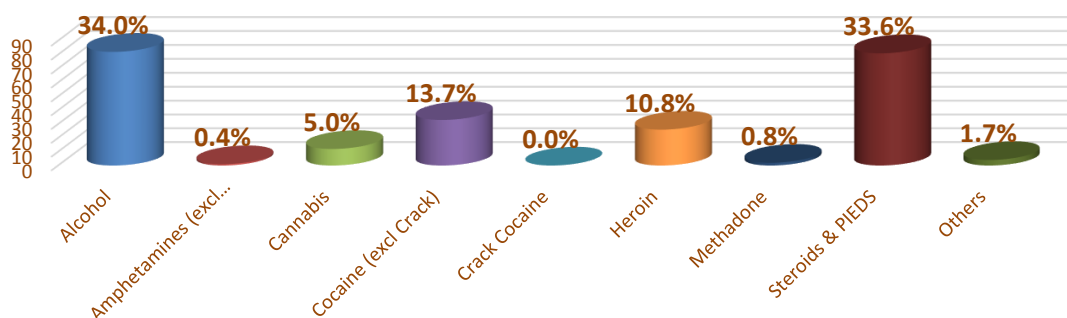
**There were 113 equipment returns were recorded
A ratio of 1 return to every 2.02 syringe exchange visits**

CLIENT REVIEW DATA: BY AGENCY

PRIMARY SUBSTANCE:

Total individuals for the current year to date, shown by the last recorded primary substance.

IMS	Agencies	Alcohol	Amphetamines (excl Ecstasy)	Cannabis	Cocaine (excl Crack)	Crack Cocaine	Heroin	Methadone	Steroids & PIEDS	Others	Not Stated
KNW10041	Knowsley Integrated Rec Service	82	***	12	33	0	6	***	0	***	119
KNW30051	Kirkby SES, Knowsley - CGL	0	0	0	0	0	9	0	6	0	25
KNW30052	Huyton SES, Knowsley - CGL	0	0	0	0	0	12	0	75	***	10
KNW53302	Boots Cables Retail Park	0	0	0	0	0	0	0	0	0	***
KNW53303	Boots the Pharmacy, The Halewood centre	0	0	0	0	0	0	0	0	0	43
KNW53315	Newtown Pharmacy, Kirkby	0	0	0	0	0	0	0	0	0	12
KNW53323	Rowlands Pharmacy (Previously GF O'Brien)	0	0	0	0	0	0	0	0	0	46
KNW53327	A.E. Sedem (Woolfall Pharmacy)	0	0	0	0	0	0	0	0	0	***
		-	-	-	-	-	-	-	-	-	-
		-	-	-	-	-	-	-	-	-	-
		-	-	-	-	-	-	-	-	-	-
		-	-	-	-	-	-	-	-	-	-
		-	-	-	-	-	-	-	-	-	-
KNW	Knowsley Local Authority	82	***	12	33	0	26	***	81	***	251



* Percentages shown are of those clients who had a primary substance recorded

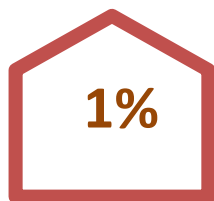
CLIENT REVIEW DATA: BY AGENCY

ACCOMMODATION NEED:

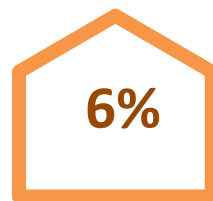
Total individuals for the current year to date, shown by the last recorded accommodation status.

IMS	Agencies	NFA - urgent			
		housing problem	Housing problem	No housing problem	Not recorded
KNW10041	Knowsley Integrated Rec Service	***	9	119	129
KNW30051	Kirkby SES, Knowsley - CGL	***	***	13	25
KNW30052	Huyton SES, Knowsley - CGL	0	***	53	44
KNW53302	Boots Cables Retail Park	0	0	0	***
KNW53303	Boots the Pharmacy, The Halewood centre	0	0	0	43
KNW53315	Newtown Pharmacy, Kirkby	0	0	0	12
KNW53323	Rowlands Pharmacy (Previously GF O'Brien)	0	0	0	46
KNW53327	A.E. Sedem (Woolfall Pharmacy)	0	0	0	***
		-	-	-	-
		-	-	-	-
		-	-	-	-
		-	-	-	-
		-	-	-	-
KNW	Knowsley Local Authority	***	11	184	295

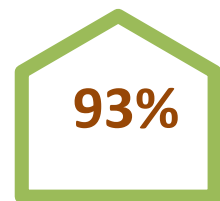
For those clients where an accommodation status was recorded:



NFA - urgent housing problem



Housing problem



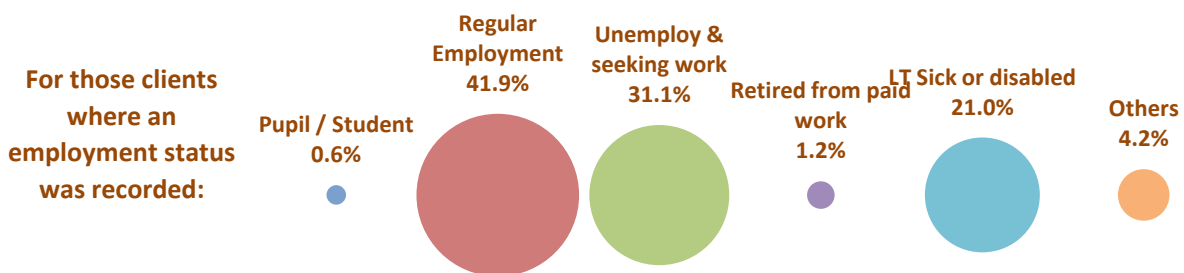
No housing problem

CLIENT REVIEW DATA: BY AGENCY

EMPLOYMENT STATUS:

Total individuals for the current year to date, shown by the last recorded employment status.

IMS	Agencies	Pupil / Student	Regular Employment	Unemploy & seeking work	Retired from paid work	LT Sick or disabled	Others	Not recorded
KNW10041	Knowsley Integrated Rec Ser	***	42	42	***	35	7	129
KNW30051	Kirkby SES, Knowsley - CGL	0	0	0	0	0	0	40
KNW30052	Huyton SES, Knowsley - CGL	0	29	10	0	0	0	59
KNW53302	Boots Cables Retail Park	0	0	0	0	0	0	***
KNW53303	Boots the Pharmacy, The Ha	0	0	0	0	0	0	43
KNW53315	Newtown Pharmacy, Kirkby	0	0	0	0	0	0	12
KNW53323	Rowlands Pharmacy (Previo	0	0	0	0	0	0	46
KNW53327	A.E. Sedem (Woolfall Pharm	0	0	0	0	0	0	***
		-	-	-	-	-	-	-
		-	-	-	-	-	-	-
		-	-	-	-	-	-	-
		-	-	-	-	-	-	-
		-	-	-	-	-	-	-
KNW	Knowsley Local Authority	***	70	52	***	35	7	325



CLIENT REVIEW DATA: BY AGENCY

PARENTAL STATUS:

Total individuals for the current year to date, shown by the last recorded parental status.

IMS	Agencies	All the children live with client	Some of the children live with client	None of the children live with client	Client declined to answer	Not a parent	Not recorded
KNW10041	Knowsley Integrated Rec Service	24	11	33	0	56	134
KNW30051	Kirkby SES, Knowsley - CGL	0	0	0	0	0	40
KNW30052	Huyton SES, Knowsley - CGL	0	0	0	0	***	97
KNW53302	Boots Cables Retail Park	0	0	0	0	0	***
KNW53303	Boots the Pharmacy, The Halewood centre	0	0	0	0	0	43
KNW53315	Newtown Pharmacy, Kirkby	0	0	0	0	0	12
KNW53323	Rowlands Pharmacy (Previously GF O'Brien)	0	0	0	0	0	46
KNW53327	A.E. Sedem (Woolfall Pharmacy)	0	0	0	0	0	***
		-	-	-	-	-	-
		-	-	-	-	-	-
		-	-	-	-	-	-
		-	-	-	-	-	-
		-	-	-	-	-	-
KNW	Knowsley Local Authority	24	11	33	0	57	367

Where clients stated that they are a parent (of children under 18)



35% All children live with the client

16% Some children live with the client

49% No children live with the client

NEEDLE & SYRINGE PROGRAMME CLIENTS ONLY - SUMMARY: BY AGENCY

NUMBER OF INDIVIDUALS SEEN BY QUARTER:

The number of needle and syringe exchange clients reported for all agencies each quarter, and the total number of individuals seen during the current year to date. The local authority figures are the total unique individuals.

IMS	Agencies	Qtr1	Qtr2	Qtr3	Qtr4	YTD
KNW10041	Knowsley Integrated Rec Service	0	-	-	-	0
KNW30051	Kirkby SES, Knowsley - CGL	40	-	-	-	40
KNW30052	Huyton SES, Knowsley - CGL	98	-	-	-	98
KNW53302	Boots Cables Retail Park	***	-	-	-	***
KNW53303	Boots the Pharmacy, The Halewood centre	43	-	-	-	43
KNW53315	Newtown Pharmacy, Kirkby	12	-	-	-	12
KNW53323	Rowlands Pharmacy (Previously GF O'Brier	46	-	-	-	46
KNW53327	A.E. Sedem (Woolfall Pharmacy)	***	-	-	-	***
		-	-	-	-	-
		-	-	-	-	-
		-	-	-	-	-
		-	-	-	-	-
		-	-	-	-	-
KNW	Knowsley Local Authority	238	-	-	-	238



Number of individuals accessing needle and syringe exchange services in the Knowsley Local Authority area this year

NEEDLE & SYRINGE PROGRAMME CLIENTS ONLY - SUMMARY: BY AGENCY

GENDER

Number of needle and syringe exchange clients by gender for the last quarter, and during the current year to date.

IMS	Agencies	Male Q	Female Q	Male YTD	Female YTD
KNW10041	Knowsley Integrated Rec Service	0	0	0	0
KNW30051	Kirkby SES, Knowsley - CGL	38	***	38	***
KNW30052	Huyton SES, Knowsley - CGL	88	10	88	10
KNW53302	Boots Cables Retail Park	***	0	***	0
KNW53303	Boots the Pharmacy, The Halewood centre	38	5	38	5
KNW53315	Newtown Pharmacy, Kirkby	11	***	11	***
KNW53323	Rowlands Pharmacy (Previously GF O'Brien)	39	7	39	7
KNW53327	A.E. Sedem (Woolfall Pharmacy)	***	0	***	0
		-	-	-	-
		-	-	-	-
		-	-	-	-
		-	-	-	-
		-	-	-	-
KNW	Knowsley Local Authority	214	24	214	24

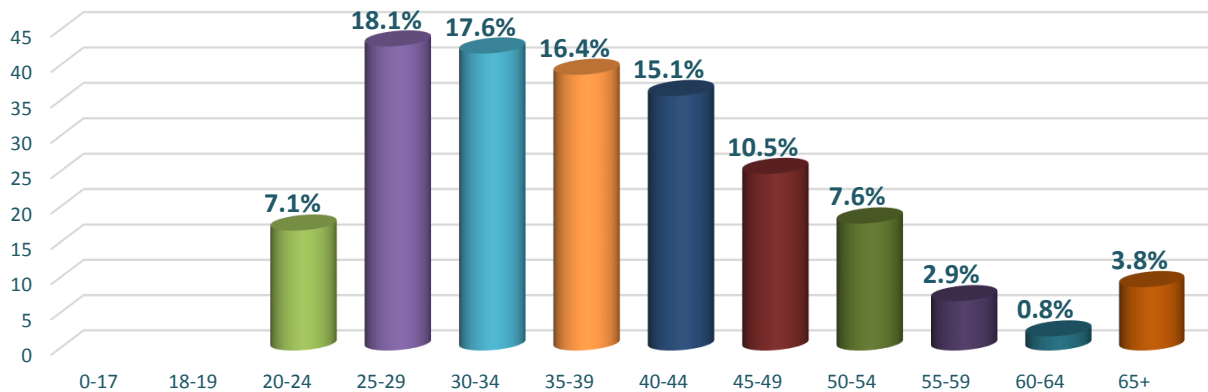


NEEDLE & SYRINGE PROGRAMME CLIENTS ONLY - SUMMARY: BY AGENCY

AGE GROUPS:

Total needle and syringe exchange clients for the current year to date, shown by age group.

IMS	Agencies	0-17	18-19	20-24	25-29	30-34	35-39	40-44	45-49	50-54	55-59	60-64	65+
KNW10041	Knowsley Integrated Rec Service	0	0	0	0	0	0	0	0	0	0	0	0
KNW30051	Kirkby SES, Knowsley - CGL	0	0	***	5	***	7	13	***	***	0	0	0
KNW30052	Huyton SES, Knowsley - CGL	0	0	***	28	21	21	10	8	***	***	0	0
KNW53302	Boots Cables Retail Park	0	0	0	0	0	0	0	***	0	0	0	0
KNW53303	Boots the Pharmacy, The Halewood centre	0	0	***	***	***	***	5	6	8	***	***	9
KNW53315	Newtown Pharmacy, Kirkby	0	0	***	***	***	0	***	***	***	0	0	0
KNW53323	Rowlands Pharmacy (Previously GF O'Brien)	0	0	***	7	10	9	7	5	***	0	***	0
KNW53327	A.E. Sedem (Woolfall Pharmacy)	0	0	***	***	0	0	0	0	0	0	0	0
		-	-	-	-	-	-	-	-	-	-	-	-
		-	-	-	-	-	-	-	-	-	-	-	-
		-	-	-	-	-	-	-	-	-	-	-	-
		-	-	-	-	-	-	-	-	-	-	-	-
KNW	Knowsley Local Authority	0	0	17	43	42	39	36	25	18	7	***	9

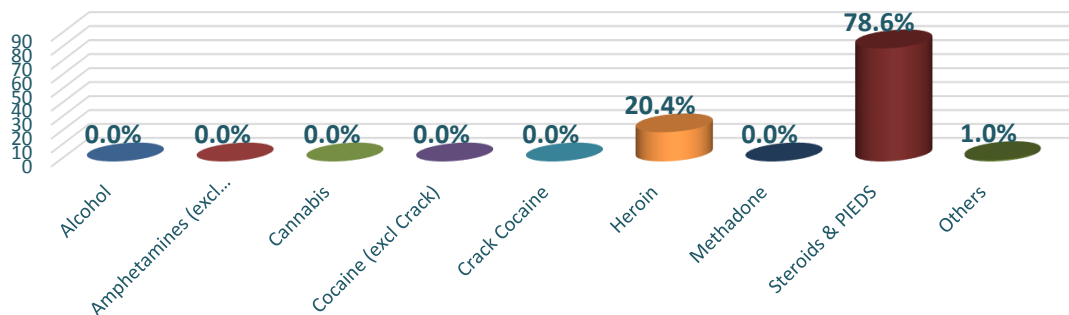


NEEDLE & SYRINGE PROGRAMME CLIENTS ONLY - SUMMARY: BY AGENCY

PRIMARY SUBSTANCE

Total needle and syringe exchange clients for the current year to date, shown by the last recorded primary substance.

IMS	Agencies	Alcohol	Amphetamines (excl Ecstasy)	Cannabis	Cocaine (excl Crack)	Crack Cocaine	Heroin	Methadone	Steroids & PIEDS	Others	Not Stated
KNW10041	Knowsley Integrated Rec Service	0	0	0	0	0	0	0	0	0	0
KNW30051	Kirkby SES, Knowsley - CGL	0	0	0	0	0	9	0	6	0	25
KNW30052	Huyton SES, Knowsley - CGL	0	0	0	0	0	12	0	75	***	10
KNW53302	Boots Cables Retail Park	0	0	0	0	0	0	0	0	0	***
KNW53303	Boots the Pharmacy, The Halewood centre	0	0	0	0	0	0	0	0	0	43
KNW53315	Newtown Pharmacy, Kirkby	0	0	0	0	0	0	0	0	0	12
KNW53323	Rowlands Pharmacy (Previously GF O'Brien)	0	0	0	0	0	0	0	0	0	46
KNW53327	A.E. Sedem (Woolfall Pharmacy)	0	0	0	0	0	0	0	0	0	***
		-	-	-	-	-	-	-	-	-	-
		-	-	-	-	-	-	-	-	-	-
		-	-	-	-	-	-	-	-	-	-
		-	-	-	-	-	-	-	-	-	-
		-	-	-	-	-	-	-	-	-	-
KNW	Knowsley Local Authority	0	0	0	0	0	21	0	81	***	135



* Percentages shown are of those NSP clients who had a primary substance recorded

The figure for those accessing services includes all individuals who had an intervention, an onward referral, a well being review, a health screening, or a syringe exchange transaction during the quarter.

The number of individuals shown Year to Date (YTD) is not necessarily a sum of the quarterly figures as the same individual may have presented in more than one quarter, but they will only be counted once in the YTD number. Likewise the Local Authority total is less than a sum of the agency figures where an individual has presented at multiple services during the period.

The activity summary shows the number of activities delivered by each service.

The Year to Date (YTD) activity figure is cumulative and should represent the sum of each quarterly figure, unless any retrospective changes are made to the data by the agency following their quarterly data submission.

The client review data section includes all clients who have accessed services at any time during the current year to date, and details information that is collected in the client assessment review, such as Primary Substance of use, Accommodation status, Employment Status, and Parental status.

Where the client has multiple assessments completed, only the last completed assessment has been used.

Needle and syringe programme data includes all clients who have had a needle and syringe exchange transaction or exchange return recorded at any time during the quarterly period or current year to date.

Report prepared by the PHI Monitoring Team,
Public Health Institute, Liverpool John Moores University,
Henry Cotton Building, 15-21 Webster Street, Liverpool,
L3 2ET. Tel: (0151) 231 4314.
www.cph.org.uk/ims
www.twitter.com/phi_ims