



Needle and Syringe Exchange Services

The Impact of COVID





Matt Harvey

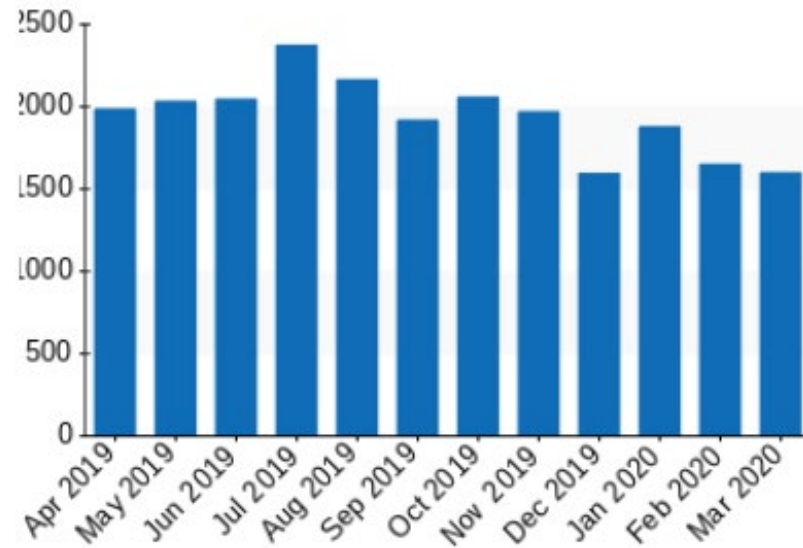
Chief Officer, Community Pharmacy Liverpool





Pre-COVID

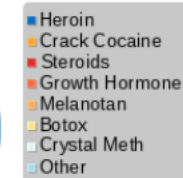
- 16 pharmacies providing the service
- Average 1900 transactions a month
- 4082 service users accessed the service
- Heroin was the most prevalent drug being injected



Information on Drug Use

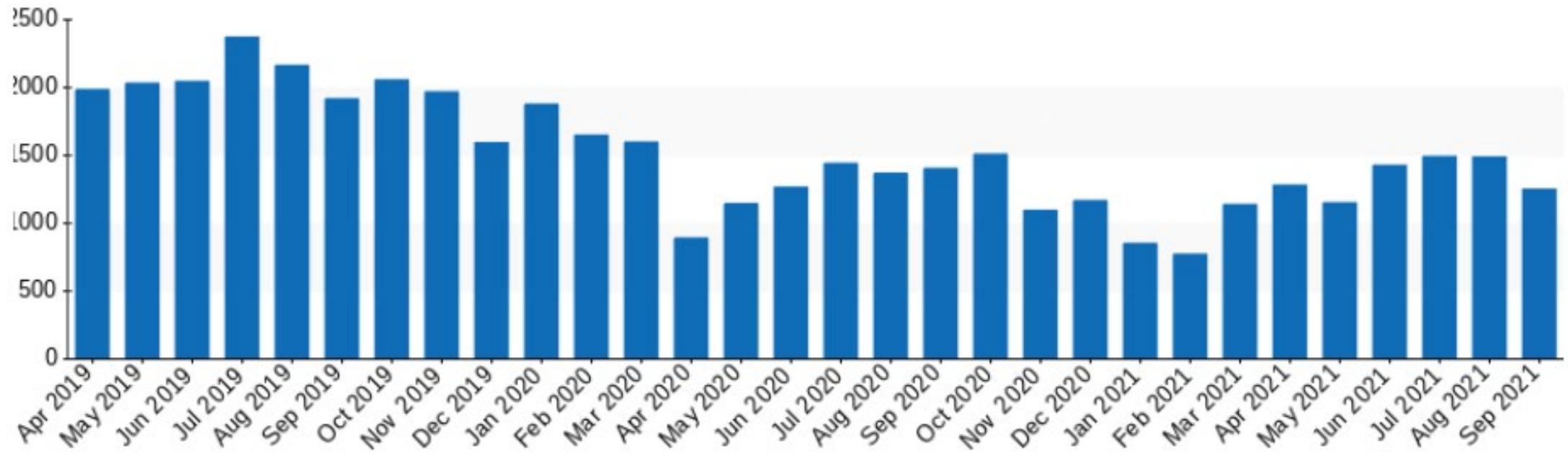
Analysis of Primary drug use

| PrimaryDrugUse | Total |
|----------------|--------------|
| Heroin | 1162 (55.5%) |
| Crack Cocaine | 46 (2.2%) |
| Steroids | 725 (34.6%) |
| Growth Hormone | 115 (5.5%) |
| Melanotan | 10 (0.5%) |
| Botox | 4 (0.2%) |
| Crystal Meth | 4 (0.2%) |
| Other | 29 (1.4%) |





COVID Hits!!!





Pharmacy During the Pandemic

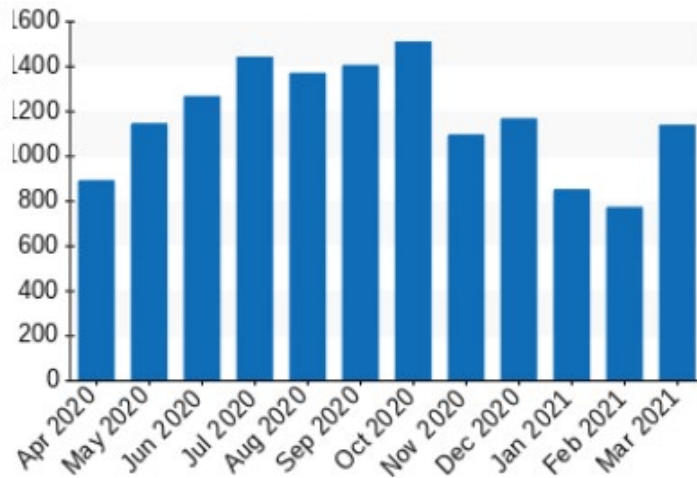
- We remained open!
- Some reduction in working hours
- Social distancing
- Reduced numbers of patients in pharmacies at one time
- Services continued and did not stop





Post-COVID

- 16 pharmacies providing the service
- Average 1200 transactions a month
- 3387 service users accessed the service
- Registrations halved
- The same percentages of drugs being taken



Information on Drug Use

Analysis of Primary drug use

| PrimaryDrugUse | Total |
|----------------|-------------|
| Heroin | 619 (55.7%) |
| Crack Cocaine | 27 (2.4%) |
| Steroids | 349 (31.4%) |
| Growth Hormone | 90 (8.1%) |
| Melanotan | 3 (0.3%) |
| Botox | 2 (0.2%) |
| Crystal Meth | 3 (0.3%) |
| Other | 18 (1.6%) |



- Heroin
- Crack Cocaine
- Steroids
- Growth Hormone
- Melanotan
- Botox
- Crystal Meth
- Other



Now

- 16 pharmacies providing the service
- Levels are 70% of pre-COVID
- Pharmacies are very much 'business as usual'
- What has led to the sustained decline?





QUESTIONS?

